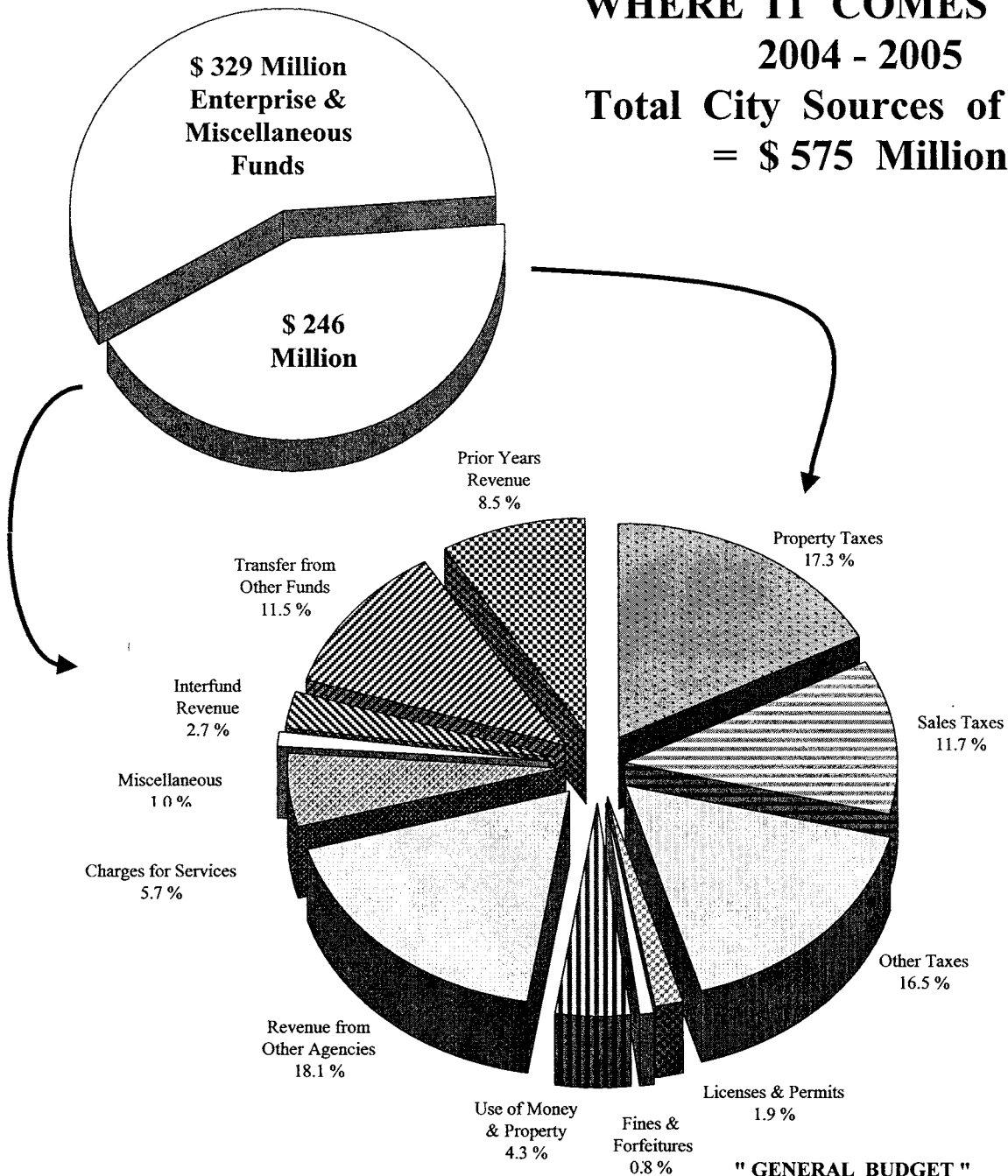


**WHERE IT COMES FROM**  
**2004 - 2005**  
**Total City Sources of Funds**  
**= \$ 575 Million**

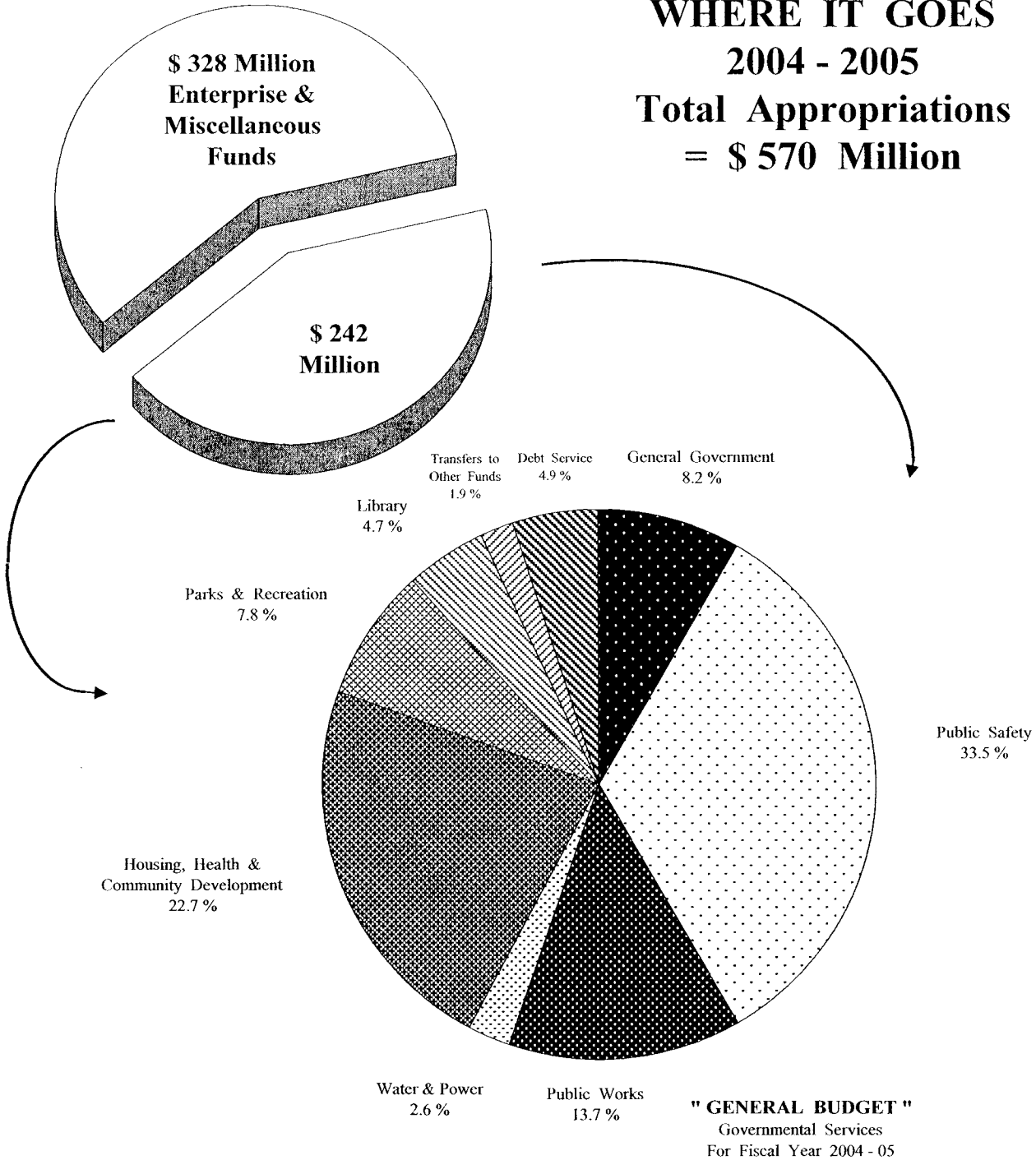


**TOTAL**  
**GOVERNMENT**  
**BUDGET**  
  
**\$ 245,561,680**

**" GENERAL BUDGET "**  
 Governmental Services  
 For Fiscal Year 2004 - 05

SERVICES	AMOUNT	PERCENT
Property Taxes	42,370,907	17.3 %
Sales Taxes	28,700,000	11.7 %
Other Taxes	40,585,000	16.5 %
Licenses & Permits	4,630,000	1.9 %
Fines & Forfeitures	1,850,000	0.8 %
Use of Money & Property	10,637,500	4.3 %
Revenue from Other Agencies	44,433,712	18.1 %
Charges for Services	13,878,077	5.7 %
Miscellaneous	2,567,230	1.0 %
Interfund Revenue	6,700,000	2.7 %
Transfer from Other Funds	28,216,911	11.5 %
Prior Years Revenue	20,992,343	8.5 %
<b>TOTAL</b>	<b>\$ 245,561,680</b>	<b>100.0 %</b>

**WHERE IT GOES**  
**2004 - 2005**  
**Total Appropriations**  
**= \$ 570 Million**



**TOTAL**  
**GOVERNMENT**  
**APPROPRIATIONS**

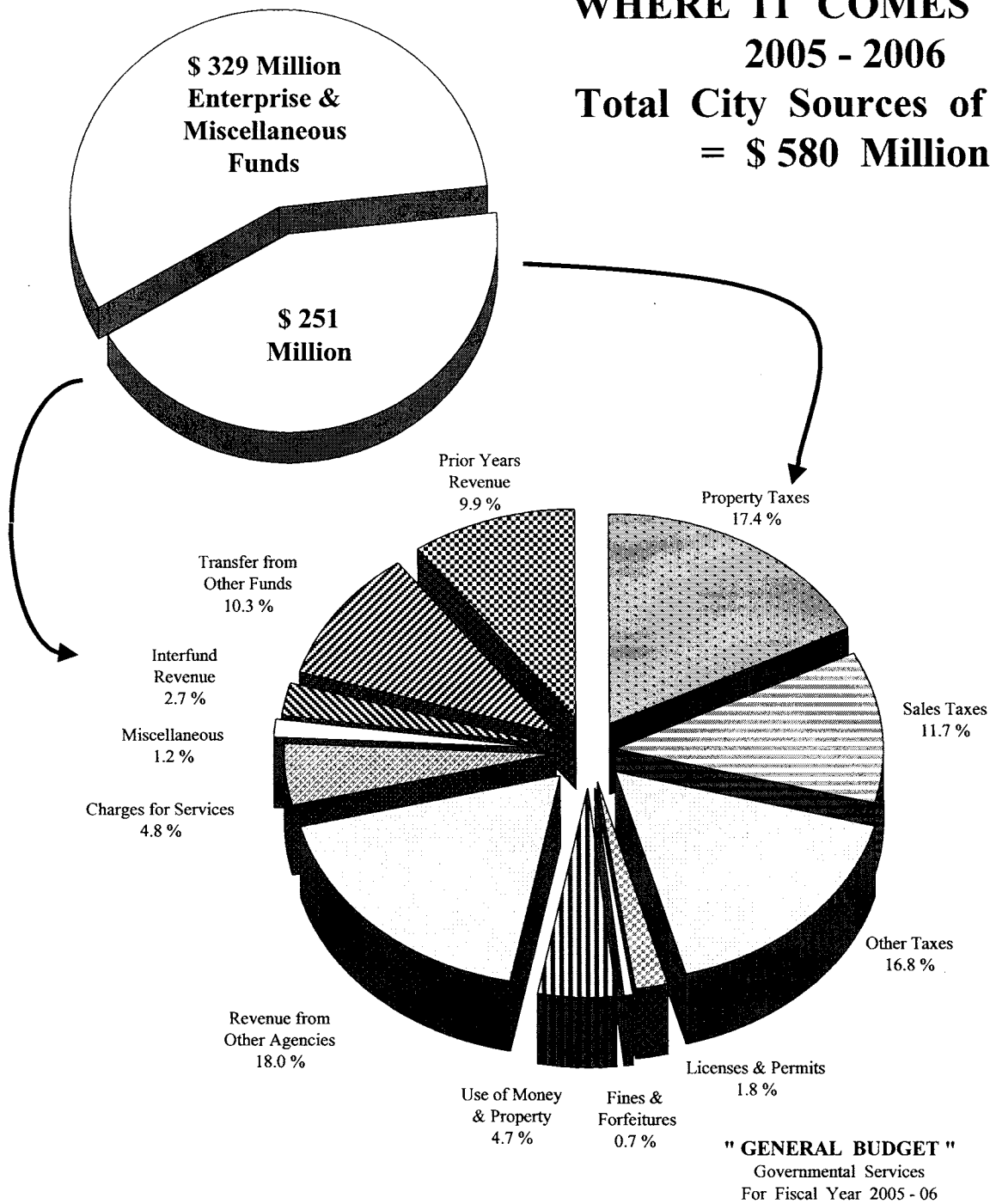
**\$ 241,891,476**

**" GENERAL BUDGET "**  
 Governmental Services  
 For Fiscal Year 2004 - 05

SERVICES	AMOUNT	PERCENT
General Government	19,911,928	8.2 %
Public Safety	80,743,051	33.5 %
Public Works	33,111,912	13.7 %
Glendale Water & Power	6,319,774	2.6 %
Housing, Health, Economic & Community Devel.	54,978,193	22.7 %
Parks & Recreation	18,785,971	7.8 %
Library	11,412,506	4.7 %
Transfers to Other Funds	4,671,434	1.9 %
Debt Service	11,956,707	4.9 %
<b>TOTAL</b>	<b>\$ 241,891,476</b>	<b>100.0 %</b>

# WHERE IT COMES FROM 2005 - 2006

**Total City Sources of Funds  
= \$ 580 Million**

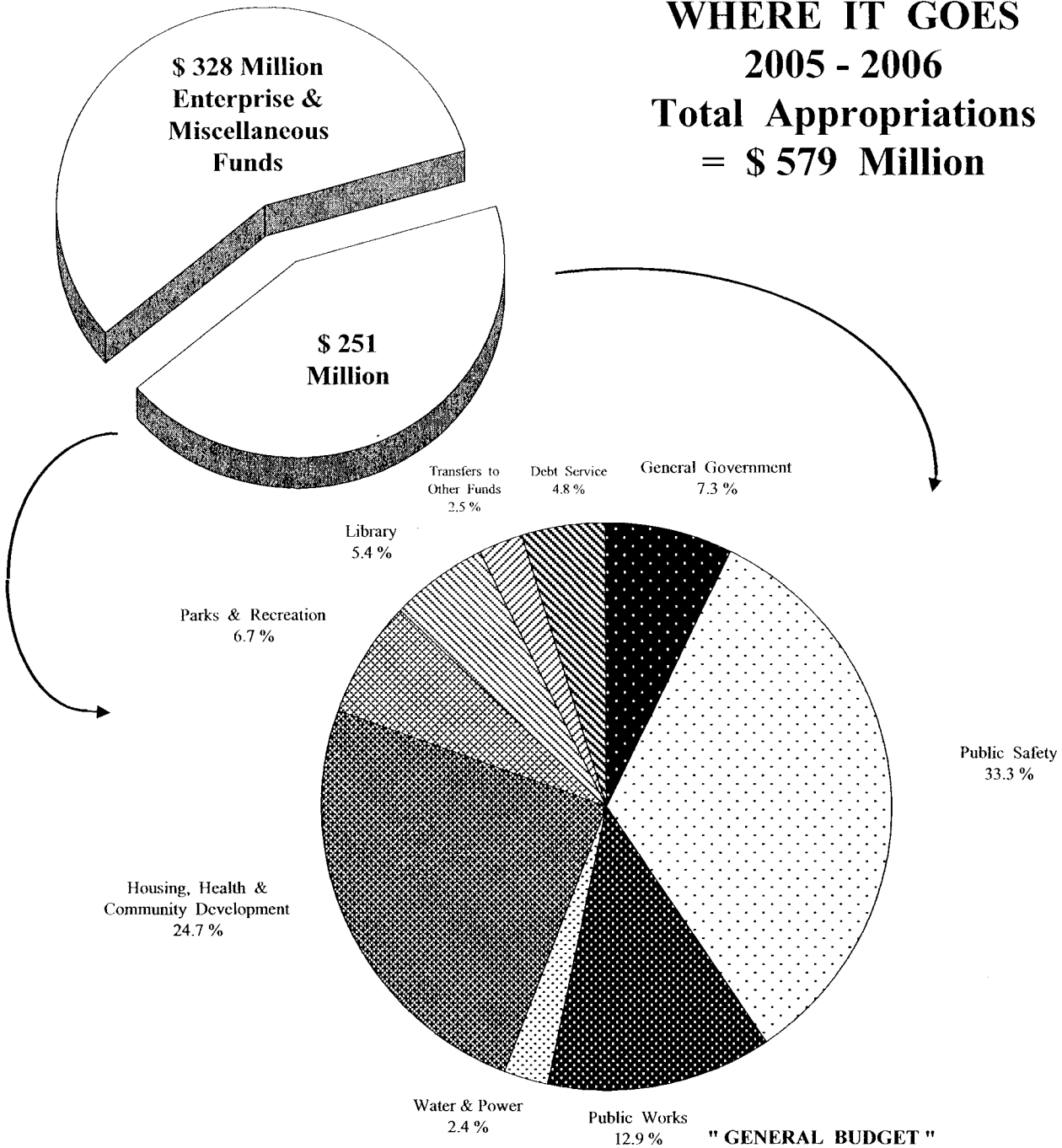


**TOTAL  
GOVERNMENT  
BUDGET**

**\$ 250,877,710**

SERVICES	AMOUNT	PERCENT
Property Taxes	43,590,227	17.4 %
Sales Taxes	29,450,000	11.7 %
Other Taxes	42,095,000	16.8 %
Licenses & Permits	4,410,000	1.8 %
Fines & Forfeitures	1,850,000	0.7 %
Use of Money & Property	11,835,500	4.7 %
Revenue from Other Agencies	45,074,000	18.0 %
Charges for Services	12,151,256	4.8 %
Miscellaneous	2,975,756	1.2 %
Interfund Revenue	6,800,000	2.7 %
Transfer from Other Funds	25,791,911	10.3 %
Prior Years Revenue	24,854,060	9.9 %
<b>TOTAL</b>	<b>\$ 250,877,710</b>	<b>100.0 %</b>

**WHERE IT GOES**  
**2005 - 2006**  
**Total Appropriations**  
**= \$ 579 Million**



**TOTAL**  
**GOVERNMENT**  
**APPROPRIATIONS**

**\$ 250,857,141**

**" GENERAL BUDGET "**  
 Governmental Services  
 For Fiscal Year 2005 - 06

SERVICES	AMOUNT	PERCENT
General Government	18,392,514	7.3 %
Public Safety	83,476,440	33.3 %
Public Works	32,236,836	12.9 %
Glendale Water & Power	6,024,974	2.4 %
Housing, Health, Economic & Community Devel.	61,883,132	24.7 %
Parks & Recreation	16,912,287	6.7 %
Library	13,638,401	5.4 %
Transfers to Other Funds	6,156,610	2.5 %
Debt Service	12,135,947	4.8 %
<b>TOTAL</b>	<b>\$ 250,857,141</b>	<b>100.0 %</b>