

Community Development and Housing

Mission Statement

The Department of Community Development and Housing is committed to the economic vitality and social well being of Glendale's neighborhoods and residents.

	Expenditures Actual 2004-05	Current Year Appropriation 2005-06	Year to Date Expenditures 12/31/05	Estimated 2005-06	Budget 2006-07	Budget 2007-08
General Fund						
Code Enforcement	620,448	766,501	363,064	765,137	705,236	722,735
Youth Employment	1,695,732	2,282,828	1,129,539	2,025,214	1,552,199	1,564,789
Outreach & Education	227,737	356,023	118,195	248,460	332,307	347,781
Total General Fund	2,543,917	3,405,352	1,610,798	3,038,811	2,589,742	2,635,305
Community Development Fund						
Community Development	903,376	1,264,819	261,919	1,308,876	425,675	830,000
Administration	796,066	758,060	365,241	766,668	682,825	648,000
Neighborhood Services	445,587	488,268	230,107	476,125	473,500	486,600
Graffiti Removal	41,986	38,833	26,315	52,500	-	-
Capital Improvement Projects	37,996	2,312,000	89,599	1,400,000	2,248,000	1,865,400
Total Community Dev. Fund	2,225,010	4,861,980	973,181	4,004,169	3,830,000	3,830,000
Housing Assistance Fund						
Voucher Program	13,105,582	16,787,981	7,418,316	14,983,082	13,471,083	13,470,396
Family Self Sufficiency	63,219	62,123	38,960	77,921	24,468	25,155
Total Housing Asst. Fund	13,168,801	16,850,104	7,457,276	15,061,002	13,495,551	13,495,551

Community Development and Housing

	Expenditures Actual 2004-05	Current Year Appropriation 2005-06	Year to Date Expenditures 12/31/05	Estimated 2005-06	Budget 2006-07	Budget 2007-08
<u>HOME Grant Fund</u>						
Administration	229,747	229,867	116,732	257,583	216,716	206,418
Projects	2,576,789	2,122,233	-	2,052,417	1,993,284	2,003,582
Total HOME Grant Fund	2,806,536	2,352,100	116,732	2,310,000	2,210,000	2,210,000
<u>Supportive Housing Fund</u>						
Supportive Housing	1,719,560	4,939,422	548,777	1,149,190	1,645,929	1,700,000
Supp. Hsg Prog Grant Admin	89,626	286,071	20,858	159,402	61,844	123,000
Projects	-	-	-	791,408	392,227	277,000
Total Supp. Housing Fund	1,809,186	5,225,493	569,635	2,100,000	2,100,000	2,100,000
<u>Emergency Shelter Grant Fund</u>	165,123	148,000	32,485	148,000	145,000	145,000
<u>Workforce Investment Act Fund</u>						
Administration	275,357	513,273	7,975	513,273	499,890	514,267
Verdugo Jobs Center	2,709,413	4,363,706	2,702,623	4,045,003	3,275,438	2,932,830
Projects	24,724	-	-	627,730	46,150	-
Total Workforce Investment	3,009,494	4,876,978	2,710,597	5,186,006	3,821,478	3,447,097
<u>Low and Moderate Housing Fund</u>						
Administration	957,528	1,027,587	441,738	974,753	1,214,784	1,276,893
Code Enforcement Officer	845,841	920,258	487,671	972,300	1,083,100	1,113,300
LIFERAP	376,374	1,657,172	211,902	538,926	551,642	552,815
Projects	5,904,990	2,778,983	2,999,817	9,171,421	3,396,474	3,424,992
Total Low & Mod Housing	8,084,732	6,384,000	4,141,127	11,657,400	6,246,000	6,368,000
<u>Equipment Replacement Fund</u>	-	26,000	-	26,000	59,000	-
Com. Dev. & Hsg. Grand Total	33,812,800	44,130,007	17,611,831	43,531,389	34,496,771	34,230,953
	Expenditures Actual 2004-05	Current Year Appropriation 2005-06		Estimated 2005-06	Budget 2006-07	Budget 2007-08
Total Salaried Positions	91.55	113.11		113.11	115.11	115.11

Community Development and Housing

2005/2006 Accomplishments

Neighborhood Services

- Developed and implemented a program to reduce # of abandoned shopping carts on City streets.
- Rental Housing Inspection Program recognized by the Cal. League of Cities with the Helen Putnam Award of Excellence
- Junior Ambassadors Middle School Environmental Educational Program recognized by the Cal League of Cities with the Helen Putnam Award of Excellence.
- Front Yard Wall & Fence Enforcement program re-directed in conformance with changing Council priorities.
- Planned, organized and conducted community outreach meetings for City's Long Range Planning effort.

CDBG

- Completed final accounting and close-out of the Edison Pacific project.
- Completed transition of Project ACHIEVE homeless shelter and access center from the Institute for Urban Research and Development to the City.
- Completed six non-profit community center construction projects, including Edison Pacific Health Clinic, Neighborhood Legal Services, YWCA Roofing, Homenetmen Security Improvements, Riverdale Head Start Playground Improvements, and Catholic Charities Community Center.
- Completed 5-Year Consolidated Plan.
- Completed Analysis of Impediments to Fair Housing.

Housing Development and Preservation

- Executed a Disposition and Development Agreement for the development of a 35-unit first time home buyer, affordable homeownership project utilizing Housing Authority and New Market Tax Credits for 339-343 W. Doran Avenue.
- Executed an Option Agreement with United Cerebral Palsy for development of a 24-unit developmentally disabled affordable rental housing project for 6200 San Fernando Road.
- Executed an Exclusive Negotiation Agreement with San Gabriel Valley Habitat for Humanity for the development of an 11-unit homeownership project for low income households.
- Issued, evaluated, and recommended submittals and an Exclusive Negotiation Agreement in response to an RFP for affordable housing development for 295-307 East Garfield Avenue.
- Funded and assisted in the completion of 8 units of new owner construction units affordable to low or moderate income home buyers (Vine & Pacific-Habitat; 415-417 E. Elk Avenue Town Homes).
- Provided first time home buyer education assistance to 200 people through 8 home buyer classes, including an Armenian and Spanish language class.
- Annually monitor over 1,000 City-assisted or permitted affordable housing units to assure compliance with program guidelines.
- Funded and oversaw rehabilitation of 40 single family owner occupied housing units.

Community Development and Housing

Section 8

- Received a National Award of Merit in Administrative Innovation from NAHRO for the Tax Refund and Lottery Intercept Collections Program administered by the Franchise Tax Board Tax. This program allows the City of Glendale to collect debt from program participants by intercepting State tax refunds.
- The federal HUD agency designates Glendale's Section 8 program the category of "High Performer" under the annual Section 8 Management Assessment Program (SEMAP), a performance-based evaluation.
- Implemented the Emphasys Elite Information Management System. This system is necessary to successfully administer and track the Section 8 program and to generate monthly housing assistance payments to property owners.
- Initiated Electronic Fund Transfer (EFT) to participating property owners and property management companies.
- Hosted an Emphasys Elite Users Group for users located in the Southern California area.
- Hosted an Enterprise Income Verification (EIV) HUD training.
- Awarded \$63,000.00 in support of the Family Self-Sufficiency (FSS) coordinator.
- Conducted 8 informal hearings for program participants terminated from the program for program violations. The informal hearing officer upheld all eight hearings.
- The program has steadily assisted 2800 families in their share of rent in the City of Glendale.
- Section 8 staff was key personnel in the operation of the City's Emergency Information Center during the intense rainstorms and train derailment.
- Awarded 9 additional vouchers from HUD for the administration of the Commerce Terrace project in the City of Tujunga.
- Presentations made within the community such as the Armenian T.V., Larry Fariar, and the Women's Commission.

Workforce Development

- Exceeded fourteen of fifteen State of California, Workforce Investment Act performance standards, which regulate services to job seekers and businesses.
- Provided over 36,000 individual services to job seekers in areas such as internet job search, phone banks, periodicals, free faxing, and photocopying services.
- Approximately doubled the workforce development budget compared to the previous year based on the acquisition of new competitive grants.

Youth Employment Program

- Over 297 youth were placed in local hospitals, non-profits, schools, libraries, government offices and hillside brush clearance, and collectively worked over 105,686 hours.
- Three-hundred and fifty youth participated in classroom training on understanding life skills, employer expectations, interviewing techniques, and resume preparation.
- Sixty-two youth participated in 45 hours of Remedial Education training in English and Math.
- Organized and trained 51 youth participants to participate in the Glendale Community College Job Fair, in partnership with the Verdugo School to Career.

Community Development and Housing

2006/2007 and 2007/2008 Goals

Neighborhood Services

- Operate Rental Housing Inspection Program in all eligible units, Citywide.
- Establish a non-profit corporation to generate funds to augment City funding for volunteers and civic engagement.
- Operate "Junior Ambassadors" a middle-school student volunteer/education program in all Glendale middle schools
- Working with the Planning Department to develop processes & procedures, utilize code compliance staff to follow-up for ongoing compliance with development conditions of approval and mitigation measures.

CDBG

- Complete successful transition of Project ACHIEVE homeless programs, including One-stop Access Center and 40-day emergency shelter, to a new project sponsor-PATH.
- Complete six, non-profit community center construction projects, including Head Start, YWCA, New Horizons, Glendale Adventist Medical Center, Catholic Charities, and Project ACHIEVE.
- Coordinate with the Parks, Recreation and Community Services Division to complete funding and contract administration for four park projects: Cerritos, Cedar, Adams Square and Maryland.
- Complete two new supportive housing projects for chronic homeless.
- Complete five new non-profit community center projects.
- Initiate one new neighborhood revitalization project.

Community Development and Housing

Housing Development and Preservation

- Owner New Construction – Identify and enter into agreement for development of a new construction owner project
- Renter New Construction – Identify and enter into agreement for development of a new construction renter project.
- Fund and assist in the completion of 65 units of new renter construction units affordable to low and very low income renters (1855 S Brand) and 3 units of new owner construction units (900 E. Palmer) affordable to low income home owners.
- Continue to oversee progress toward project completion and compliance with City requirements for ongoing housing development projects subject to existing DDA's with the Housing Authority including: 339-343 W Doran projects and 6200 San Fernando.
- Oversee negotiation of agreements (DDA's) between developers and the Housing Authority and oversee start of construction for identified new construction projects including: E Garfield New Construction Renter Project, 711-717 N Kenwood, and 615 Chester.
- Assist, fund, and oversee construction on 40 single family low and moderate income home owner rehabilitation projects.
- Annually monitor over 1,000 City-assisted or permitted affordable housing units to assure compliance with program guidelines.
- Owner New Construction – Identify and enter into agreement for development of a new construction owner project
- Renter New Construction – Identify and enter into agreement for development of a new construction renter project.
- Fund and assist in the completion of 24 units of new renter construction units affordable to low and very low income renters (6200 San
- Continue to oversee progress toward project completion and compliance with City requirements for ongoing housing development projects
- Oversee negotiation of agreements between developers and the Housing Authority and oversee start of construction for recently identified
- Assist, fund, and oversee construction of 40 single family low and moderate income home owner rehabilitation projects for home owner
- Annually monitor over 1,000 City-assisted or permitted affordable housing units to assure compliance with program guidelines.

Section 8

- Revise Section 8 Voucher Administrative Plan
- Implement Limited English Proficiency requirements to program's operation
- Implement awaited HUD Flexible Voucher Program with features most responsive to Glendale's interests. The new program replaces the Section 8 Housing Choice Voucher Program

Workforce Development

- Increase functional integration of WIA services with EDD services under centralized management at the Verdugo Jobs Center.
- Diversify funding sources for Workforce programs.
- Implement "State of the Economy" event.
- Operate a full service summer employment program for over 175 Glendale youth.
- Create a Character and Ethics training for all participants enrolled in GYA's programs.
- Identify one additional opportunity for sectoral training.
- Develop marketing and awareness program for Workforce programs and the Workforce Investment Board.

	Actual Expenditures 2004-05	Current Year Appropriation 2005-06	Year to Date Expenditure 12/31/05	Estimated Expenditures 2005-06	Budget 2006-07	Budget 2007-08
Account Summary						
<u>Financial</u>						
Salaries & Benefits	469,305	510,581	272,731	541,400	517,700	535,200
Maintenance & Operation	151,143	214,500	90,333	182,317	187,536	187,535
Capital	-	41,420	-	41,420	-	-
Charges - Other Depts	-	-	-	-	-	-
Total	<u>\$ 620,448</u>	<u>\$ 766,501</u>	<u>\$ 363,064</u>	<u>\$ 765,137</u>	<u>\$ 705,236</u>	<u>\$ 722,735</u>

Personnel Classification Detail

	Budget 2004-2005	Budget 2005-2006	Estimated 2005-2006	Budget 2006-2007	Budget 2007-2008
Deputy City Attorney	0.25	0.25	0.25	0.25	0.25
Legal Secretary	0.85	0.85	0.85	0.85	0.85
Maintenance Worker	0.00	0.00	0.00	0.00	0.00
Neighborhood Services Administrator	0.70	0.70	0.70	0.70	0.70
Neighborhood Services Field Rep	0.35	0.35	0.35	0.35	0.35
Neighborhood Services Field Technician	0.65	0.65	0.65	0.65	0.65
Neighborhood Services Inspector	0.79	0.79	0.79	0.79	0.79
Neighborhood Services Supervisor	0.38	0.38	0.38	0.38	0.38
Office Operations Supervisor	0.65	0.65	0.65	0.65	0.65
Officer Services Supervisor	0.00	0.00	0.00	0.00	0.00
Office Services Specialist II	1.20	1.20	1.20	1.20	1.20
Planner	0.00	0.00	0.00	0.00	0.00
Program Coordinator/Neighborhood Services	0.00	0.00	0.00	0.00	0.00
Public Education Coordinator	0.00	0.00	0.00	0.00	0.00
Senior Neighborhood Services Inspector	0.25	0.25	0.25	0.25	0.25
Senior Office Services Specialist	0.25	0.25	0.25	0.25	0.25
TOTAL	<u>6.32</u>	<u>6.32</u>	<u>6.32</u>	<u>6.32</u>	<u>6.32</u>

	Actual Expenditures 2004-05	Current Year Appropriation 2005-06	Year to Date Expenditure 12/31/05	Estimated Expenditures 2005-06	Budget 2006-07	Budget 2007-08
Salaries & Benefits						budget
41100 Salaries	377,982	387,129	215,163	426,300	357,000	370,000
41200 Overtime	38	-	-	-	-	-
41300 Hourly Wages	37,988	61,000	11,302	22,600	50,000	50,000
41600 Compensated Absences	6,232	-	3,294	6,600	7,000	8,000
41700 Other Benefits	1,339	39,040	152	300	1,000	1,000
41800 Life Insurance	558	-	406	800	1,000	1,000
41900 Disability Insurance	2,075	-	1,258	2,500	2,700	3,000
42000 Vision Insurance	704	-	368	700	1,000	1,000
42100 Medical Insurance	30,059	-	20,085	40,200	41,000	41,000
42200 Dental Insurance	4,068	-	2,159	4,300	4,500	4,500
42300 Unemployment Insurance	421	-	226	500	400	500
42400 Compensation Insurance	2,326	-	1,246	2,500	2,100	2,200
42500 Medicare	5,511	-	2,757	5,500	4,000	4,000
42600 Social Security/PARS	4	-	4	-	1,000	1,000
42700 PERS Retirement	-	23,412	14,310	28,600	45,000	48,000
Total	\$ 469,305	\$ 510,581	\$ 272,731	\$ 541,400	\$ 517,700	\$ 535,200

Maintenance & Operation Detail

42800 Auto Allowance	1,945	19,700	5,891	12,000	12,000	12,000
42900 Uniform Allowance	-	400	-	-	-	-
43060 Utilities	303	-	-	-	-	-
43080 Rent	-	-	1,043	1,050	1,050	1,050
43110 Contractual Services	85,547	92,100	2,298	6,000	6,000	6,000
43112 Direct Assistance	-	-	24,921	70,000	70,000	70,000
43150 City Services	287	25,000	5,305	10,000	25,000	25,000
44120 Repairs to Office Equipment	44	1,800	-	500	500	500
44300 Telephone	7,147	3,200	1,676	3,400	1,981	1,981
44350 Vehicle Maintenance	8	-	-	-	-	-
44450 Postage	10,721	8,500	5,845	8,500	8,500	8,500
44550 Travel	-	200	-	200	155	154
44650 Training	596	550	-	550	550	550
44700 Computer Software	250	500	-	200	200	200
44750 Insurance & Surety Bonds	7,158	9,378	3,850	8,000	8,000	8,000

	Actual Expenditures 2004-05	Current Year Appropriation 2005-06	Year to Date Expenditure 12/31/05	Estimated Expenditures 2005-06	Budget 2006-07	Budget 2007-08
44800 Membership & Dues	567	200	75	200	200	200
45050 Periodicals & Newspapers	-	300	65	100	100	100
45100 Books	213	-	-	-	-	-
45150 Furniture & Equipment	655	500	919	1,000	1,000	1,000
45170 Computer Hardware	130	-	17	200	200	200
45250 Office Supplies	10,912	7,855	3,216	7,000	7,000	7,000
45350 General Supplies	7,567	8,000	15,349	16,000	16,000	16,000
45400 Reports & Publications	8,879	2,000	68	200	200	200
45450 Printing & Graphics	-	-	811	1,000	1,000	1,000
46000 Depreciation	6,456	33,217	16,608	33,217	23,561	23,561
46900 Business Meetings	524	800	108	400	1,739	1,739
47000 Miscellaneous	1,236	300	2,267	2,600	2,600	2,600
Total	<u>\$ 151,143</u>	<u>\$ 214,500</u>	<u>\$ 90,333</u>	<u>\$ 182,317</u>	<u>\$ 187,536</u>	<u>\$ 187,535</u>

	<u>Actual Expenditures 2004-05</u>	<u>Current Year Appropriation 2005-06</u>	<u>Year to Date Expenditure 12/31/05</u>	<u>Estimated Expenditures 2005-06</u>	<u>Budget 2006-07</u>	<u>Budget 2007-08</u>
Account Summary						
<u>Financial</u>						
Salaries & Benefits	869,084	1,089,366	559,154	982,782	97,170	100,270
Maintenance & Operation	45,871	105,461	41,982	42,461	42,331	42,331
Capital	-	41,420	-	-	-	-
Charges - Other Depts	-	-	-	-	-	-
Total	<u>\$ 914,955</u>	<u>\$ 1,236,247</u>	<u>\$ 601,135</u>	<u>\$ 1,025,243</u>	<u>\$ 139,501</u>	<u>\$ 142,601</u>

Personnel Classification Detail

	Budget <u>2004-2005</u>	Budget <u>2005-2006</u>	Estimated <u>2005-2006</u>	Budget <u>2006-2007</u>	Budget <u>2007-2008</u>
Administrative Analyst	0.00	0.00	0.00	0.31	0.31
Deputy City Attorney	0.00	0.00	0.00	0.00	0.00
Legal Secretary	0.00	0.00	0.00	0.00	0.00
Maintenance Worker	0.00	0.00	0.00	0.00	0.00
Neighborhood Services Administrator	0.10	0.10	0.10	0.10	0.10
Neighborhood Services Field Rep	0.00	0.00	0.00	0.00	0.00
Neighborhood Services Field Technician	0.00	0.00	0.00	0.00	0.00
Neighborhood Services Inspector	0.00	0.00	0.00	0.00	0.00
Neighborhood Services Supervisor	0.31	0.31	0.31	0.00	0.00
Office Operations Supervisor	0.10	0.10	0.10	0.10	0.10
Officer Services Supervisor	0.00	0.00	0.00	0.00	0.00
Office Services Specialist II	0.00	0.00	0.00	0.00	0.00
Planner	0.00	0.00	0.00	0.00	0.00
Program Coordinator	0.00	1.00	1.00	2.00	2.00
Program Specialist	0.40	2.40	2.40	2.40	2.40
Program Supervisor	1.00	1.00	1.00	1.00	1.00
Public Education Coordinator	0.00	0.00	0.00	0.00	0.00
Senior Neighborhood Services Inspector	0.00	0.00	0.00	0.00	0.00
Senior Office Services Specialist	0.00	0.00	0.00	0.00	0.00
TOTAL	<u>1.91</u>	<u>4.91</u>	<u>4.91</u>	<u>5.91</u>	<u>5.91</u>

	Actual Expenditures 2004-05	Current Year Appropriation 2005-06	Year to Date Expenditure 12/31/05	Estimated Expenditures 2005-06	Budget 2006-07	Budget 2007-08
Salaries & Benefits						
41100 Salaries	189,966	86,056	107,053	81,979	61,466	63,310
41200 Overtime	6,214	8,000	3,980	7,960	-	-
41300 Hourly Wages	625,122	856,740	396,555	793,110	-	-
41600 Compensated Absences	2,927	-	1,740	-	1,045	1,076
41700 Other Benefits	444	119,594	10	100	350	350
41800 Life Insurance	120	-	392	783	207	213
41900 Disability Insurance	747	-	440	880	529	544
42000 Vision Insurance	294	-	247	494	276	276
42100 Medical Insurance	17,542	-	12,027	24,054	24,015	24,736
42200 Dental Insurance	1,205	-	759	1,517	1,517	1,563
42300 Unemployment Insurance	825	-	466	933	61	63
42400 Compensation Insurance	4,537	-	2,565	5,130	355	383
42500 Medicare	12,798	-	7,323	14,647	891	918
42600 Social Security/PARS	6,343	14,079	4,345	8,691	-	-
42700 PERS Retirement	-	4,897	21,252	42,504	6,458	6,838
Total	<u>\$ 869,084</u>	<u>\$ 1,089,366</u>	<u>\$ 559,154</u>	<u>\$ 982,782</u>	<u>\$ 97,170</u>	<u>\$ 100,270</u>

Maintenance & Operation Detail

42800 Auto Allowance	939	800	254	509	200	200
42900 Uniform Allowance	-	1,000	-	-	100	100
43110 Contractual Services	14,249	17,000	17,063	15,000	15,000	15,000
43150 City Services	200	1,200	59	100	100	100
44120 Repairs to Office Equipment	369	-	-	250	100	100
44200 Advertising	-	-	270	300	600	600
44300 Telephone	93	500	1,004	210	181	181
44350 Vehicle Maintenance	-	500	-	500	500	500
44450 Postage	1,326	-	13	420	1,100	1,100
44650 Training	2,804	-	1,823	395	400	400
44750 Insurance & Surety Bonds	14,024	24,515	7,929	13,000	13,000	13,000
44800 Membership & Dues	320	-	-	347	350	350
45150 Furniture & Equipment	10	400	366	200	200	200
45170 Computer Hardware	-	-	1,129	1,130	400	400

	Actual Expenditures 2004-05	Current Year Appropriation 2005-06	Year to Date Expenditure 12/31/05	Estimated Expenditures 2005-06	Budget 2006-07	Budget 2007-08
45250 Office Supplies	2,809	4,600	2,119	2,000	2,000	2,000
45350 General Supplies	3,542	48,200	7,986	7,200	7,200	7,200
46000 Depreciation	486	-	-	500	500	500
46900 Business Meetings	1,655	-	20	200	200	200
47000 Miscellaneous	3,046	6,746	1,947	200	200	200
Total	<u>\$ 45,871</u>	<u>\$ 105,461</u>	<u>\$ 41,982</u>	<u>\$ 42,461</u>	<u>\$ 42,331</u>	<u>\$ 42,331</u>

	<u>Actual Expenditures 2004-05</u>	<u>Current Year Appropriation 2005-06</u>	<u>Year to Date Expenditure 12/31/05</u>	<u>Estimated Expenditures 2005-06</u>	<u>Budget 2006-07</u>	<u>Budget 2007-08</u>
Account Summary						
<u>Financial</u>						
Salaries & Benefits	439,155	250,000	224,741	256,153	400,110	413,287
Maintenance & Operation	6,930	-	3,669	7,338	3,948	4,100
Capital	-	-	-	-	-	-
Charges - Other Depts	-	-	-	-	-	-
Total	<u>\$ 446,086</u>	<u>\$ 250,000</u>	<u>\$ 228,411</u>	<u>\$ 263,491</u>	<u>\$ 404,058</u>	<u>\$ 417,387</u>

	Actual Expenditures 2004-05	Current Year Appropriation 2005-06	Year to Date Expenditure 12/31/05	Estimated Expenditures 2005-06	Budget 2006-07	Budget 2007-08
Salaries & Benefits						
41100 Salaries	23,321	-	-	-		
41200 Overtime	5,457	-	3,458	6,916		
41300 Hourly Wages	401,764	231,400	212,365	231,400	355,231	365,887
41700 Other Benefits	-	18,600	-	-		
41800 Life Insurance	-	-	72	145		
42300 Unemployment Insurance	408	-	216	432	355	366
42400 Compensation Insurance	2,242	-	1,187	2,374	2,052	2,213
42500 Medicare	5,882	-	3,151	6,302	5,151	5,305
42600 Social Security/PARS	82	-	571	1,141		
42700 PERS Retirement	-	-	3,722	7,444	37,321	39,516
Total	<u>\$ 439,155</u>	<u>\$ 250,000</u>	<u>\$ 224,741</u>	<u>\$ 256,153</u>	<u>\$ 400,110</u>	<u>\$ 413,287</u>
Maintenance & Operation Detail						
44750 Insurance & Surety Bonds	6,930	-	3,669	7,338	3,948	4,100
Total	<u>\$ 6,930</u>	<u>\$ -</u>	<u>\$ 3,669</u>	<u>\$ 7,338</u>	<u>\$ 3,948</u>	<u>\$ 4,100</u>

	<u>Actual Expenditures 2004-05</u>	<u>Current Year Appropriation 2005-06</u>	<u>Year to Date Expenditure 12/31/05</u>	<u>Estimated Expenditures 2005-06</u>	<u>Budget 2006-07</u>	<u>Budget 2007-08</u>
Account Summary						
<u>Financial</u>						
Salaries & Benefits	188,214	286,901	149,451	280,064	437,587	451,891
Maintenance & Operation	4,536	32,800	10,400	19,496	69,326	34,543
Capital	-	-	-	-	-	-
Charges - Other Depts	-	-	-	-	-	-
Total	<u>\$ 192,749</u>	<u>\$ 319,701</u>	<u>\$ 159,851</u>	<u>\$ 299,561</u>	<u>\$ 506,913</u>	<u>\$ 486,434</u>

	Actual Expenditures 2004-05	Current Year Appropriation 2005-06	Year to Date Expenditure 12/31/05	Estimated Expenditures 2005-06	Budget 2006-07	Budget 2007-08
Salaries & Benefits						
41100 Salaries	97,221	-	60,905	121,809	362,833	373,718
41200 Overtime	-	-	13	26		
41300 Hourly Wages	72,598	247,328	66,919	115,000		
41600 Compensated Absences	1,557	-	1,052	2,104	6,168	6,353
41700 Other Benefits	5	39,573	-	-	600	600
41800 Life Insurance	25	-	65	129		
41900 Disability Insurance	361	-	243	487	1,669	1,719
42000 Vision Insurance	141	-	112	223	240	240
42100 Medical Insurance	12,115	-	9,668	19,337	19,337	19,917
42200 Dental Insurance	701	-	450	901	901	928
42300 Unemployment Insurance	180	-	128	256	363	374
42400 Compensation Insurance	990	-	703	1,406	2,096	2,261
42500 Medicare	2,319	-	1,899	3,798	5,261	5,419
42600 Social Security/PARS	-	-	98	196		
42700 PERS Retirement	-	-	7,195	14,391	38,119	40,362
Total	<u>\$ 188,214</u>	<u>\$ 286,901</u>	<u>\$ 149,451</u>	<u>\$ 280,064</u>	<u>\$ 437,587</u>	<u>\$ 451,891</u>
Maintenance & Operation Detail						
42800 Auto Allowance	-	-	80	100	1,800	1,200
43110 Contractual Services	-	-	921	2,000	38,500	6,000
43150 City Services	-	-	25	50	200	200
44300 Telephone	93	-	1,004	1,500	1,166	1,165
44750 Insurance & Surety Bonds	3,059	-	2,173	4,346	8,700	8,700
45170 Computer Hardware	-	-	1,129	2,000	1,500	1,200
45250 Office Supplies	1,135	800	648	1,500	6,700	6,678
45350 General Supplies	94	27,000	2,705	5,000	7,000	7,000
46900 Business Meetings	155	-	-	-	1,260	900
47000 Miscellaneous	-	5,000	1,714	3,000	2,500	1,500
Total	<u>\$ 4,536</u>	<u>\$ 32,800</u>	<u>\$ 10,400</u>	<u>\$ 19,496</u>	<u>\$ 69,326</u>	<u>\$ 34,543</u>

Account Summary	<u>Actual Expenditures 2004-05</u>	<u>Current Year Appropriation 2005-06</u>	<u>Year to Date Expenditure 12/31/05</u>	<u>Estimated Expenditures 2005-06</u>	<u>Budget 2006-07</u>	<u>Budget 2007-08</u>
<u>Financial</u>						
Salaries & Benefits	-	-	-	-	-	-
Maintenance & Operation	8,606	19,200	9,897	19,200	-	-
Capital	-	-	-	-	-	-
Charges - Other Depts	-	-	-	-	-	-
Total	<u>\$ 8,606</u>	<u>\$ 19,200</u>	<u>\$ 9,897</u>	<u>\$ 19,200</u>	<u>\$ -</u>	<u>\$ -</u>

	Actual Expenditures 2004-05	Current Year Appropriation 2005-06	Year to Date Expenditure 12/31/05	Estimated Expenditures 2005-06	Budget 2006-07	Budget 2007-08
Salaries & Benefits						
Total	\$ -	\$ -	\$ -	\$ -	\$ -	\$ -
Maintenance & Operation Detail						
42800 Auto Allowance	604	800	-	-	-	-
43110 Contractual Services	3,412	1,200	6,604	8,000	-	-
43150 City Services	200	200	-	-	-	-
44120 Repairs to Office Equipment	369	-	-	-	-	-
45250 Office Supplies	1,068	3,300	475	3,200	-	-
45350 General Supplies	2,953	13,200	2,772	7,500	-	-
47000 Miscellaneous	-	500	45	500	-	-
Total	\$ 8,606	\$ 19,200	\$ 9,897	\$ 19,200	\$ -	\$ -

	<u>Actual Expenditures 2004-05</u>	<u>Current Year Appropriation 2005-06</u>	<u>Year to Date Expenditure 12/31/05</u>	<u>Estimated Expenditures 2005-06</u>	<u>Budget 2006-07</u>	<u>Budget 2007-08</u>
Account Summary						
<u>Financial</u>						
Salaries & Benefits	107,235	228,125	61,359	191,971	400,181	414,106
Maintenance & Operation	4,517	3,000	986	2,881	2,500	2,600
Capital	-	-	-	-	-	-
Charges - Other Depts	-	-	-	-	-	-
Total	<u>\$ 111,752</u>	<u>\$ 231,125</u>	<u>\$ 62,345</u>	<u>\$ 194,852</u>	<u>\$ 402,681</u>	<u>\$ 416,706</u>

	Actual Expenditures 2004-05	Current Year Appropriation 2005-06	Year to Date Expenditure 12/31/05	Estimated Expenditures 2005-06	Budget 2006-07	Budget 2007-08
Salaries & Benefits						
41100 Salaries	(39,453)	-	-	-	-	-
41200 Overtime	363	8,000	323	646	-	-
41300 Hourly Wages	135,691	172,257	51,502	172,257	352,772	364,030
41600 Compensated Absences	310	-	-	-	-	-
41700 Other Benefits	21	33,789	-	-	-	-
41800 Life Insurance	-	-	176	352	-	-
41900 Disability Insurance	28	-	-	-	-	-
42000 Vision Insurance	24	-	-	-	-	-
42100 Medical Insurance	3,324	-	-	-	-	-
42300 Unemployment Insurance	143	-	52	104	375	387
42400 Compensation Insurance	788	-	285	570	2,167	2,339
42500 Medicare	2,399	-	697	1,395	5,441	5,605
42600 Social Security/PARS	3,598	14,079	1,122	2,244	-	-
42700 PERS Retirement	-	-	7,202	14,404	39,426	41,745
Total	<u>\$ 107,235</u>	<u>\$ 228,125</u>	<u>\$ 61,359</u>	<u>\$ 191,971</u>	<u>\$ 400,181</u>	<u>\$ 414,106</u>
Maintenance & Operation Detail						
42900 Uniform Allowance	-	1,000	-	-	-	-
43150 City Services	-	1,000	-	1,000	-	-
44750 Insurance & Surety Bonds	2,436	-	881	881	2,500	2,600
47000 Miscellaneous	2,080	1,000	105	1,000	-	-
Total	<u>\$ 4,517</u>	<u>\$ 3,000</u>	<u>\$ 986</u>	<u>\$ 2,881</u>	<u>\$ 2,500</u>	<u>\$ 2,600</u>

	<u>Actual Expenditures 2004-05</u>	<u>Current Year Appropriation 2005-06</u>	<u>Year to Date Expenditure 12/31/05</u>	<u>Estimated Expenditures 2005-06</u>	<u>Budget 2006-07</u>	<u>Budget 2007-08</u>
Account Summary						
<u>Financial</u>						
Salaries & Benefits	5,521	166,755	60,839	166,733	72,762	75,159
Maintenance & Operation	2,690	8,000	274	8,549	940	-
Capital	-	-	-	-	-	-
Charges - Other Depts	-	-	-	-	-	-
Total	<u>\$ 8,210</u>	<u>\$ 174,755</u>	<u>\$ 61,113</u>	<u>\$ 175,281</u>	<u>\$ 73,702</u>	<u>\$ 75,159</u>

	Actual Expenditures 2004-05	Current Year Appropriation 2005-06	Year to Date Expenditure 12/31/05	Estimated Expenditures 2005-06	Budget 2006-07	Budget 2007-08
Salaries & Benefits						
41200 Overtime	190	-	-	-	-	-
41300 Hourly Wages	1,525	159,755	57,350	159,755	64,600	66,538
41700 Other Benefits	-	7,000	-	-	-	-
42300 Unemployment Insurance	3	-	16	32	65	67
42400 Compensation Insurance	16	-	89	178	373	403
42500 Medicare	1,123	-	829	1,658	937	965
42600 Social Security/PARS	2,663	-	2,555	5,110	6,787	7,186
42700 PERS Retirement	-	-	-	-	-	-
Total	<u>\$ 5,521</u>	<u>\$ 166,755</u>	<u>\$ 60,839</u>	<u>\$ 166,733</u>	<u>\$ 72,762</u>	<u>\$ 75,159</u>
Maintenance & Operation Detail						
43110 Contractual Services	1,875	-	-	-	-	-
44750 Insurance & Surety Bonds	50	-	274	549	940	-
45250 Office Supplies	364	-	-	-	-	-
45350 General Supplies	367	8,000	-	8,000	-	-
47000 Miscellaneous	32	-	-	-	-	-
Total	<u>\$ 2,690</u>	<u>\$ 8,000</u>	<u>\$ 274</u>	<u>\$ 8,549</u>	<u>\$ 940</u>	<u>\$ -</u>

	<u>Actual Expenditures 2004-05</u>	<u>Current Year Appropriation 2005-06</u>	<u>Year to Date Expenditure 12/31/05</u>	<u>Estimated Expenditures 2005-06</u>	<u>Budget 2006-07</u>	<u>Budget 2007-08</u>
Account Summary						
<u>Financial</u>						
Salaries & Benefits	9,370	34,800	5,638	30,230	15,206	15,302
Maintenance & Operation	156	-	94	188	-	-
Capital	-	-	-	-	-	-
Charges - Other Depts	-	-	-	-	-	-
Total	<u>\$ 9,526</u>	<u>\$ 34,800</u>	<u>\$ 5,732</u>	<u>\$ 30,417</u>	<u>\$ 15,206</u>	<u>\$ 15,302</u>

	Actual Expenditures 2004-05	Current Year Appropriation 2005-06	Year to Date Expenditure 12/31/05	Estimated Expenditures 2005-06	Budget 2006-07	Budget 2007-08
Salaries & Benefits						
41200 Overtime	-	-	140	-	-	-
41300 Hourly Wages	9,176	30,000	5,383	30,000	13,500	13,500
41700 Other Benefits	-	4,800	-	-	-	-
42300 Unemployment Insurance	9	-	5	11	14	14
42400 Compensation Insurance	50	-	30	61	78	84
42500 Medicare	134	-	79	158	196	202
42700 PERS Retirement	-	-	-	-	1,418	1,502
Total	<u>\$ 9,370</u>	<u>\$ 34,800</u>	<u>\$ 5,638</u>	<u>\$ 30,230</u>	<u>\$ 15,206</u>	<u>\$ 15,302</u>
Maintenance & Operation Detail						
44750 Insurance & Surety Bonds	156	-	94	188	-	-
Total	<u>\$ 156</u>	<u>\$ -</u>	<u>\$ 94</u>	<u>\$ 188</u>	<u>\$ -</u>	<u>\$ -</u>

Account Summary	<u>Actual Expenditures 2004-05</u>	<u>Current Year Appropriation 2005-06</u>	<u>Year to Date Expenditure 12/31/05</u>	<u>Estimated Expenditures 2005-06</u>	<u>Budget 2006-07</u>	<u>Budget 2007-08</u>
<u>Financial</u>						
Salaries & Benefits	3,786	17,000	1,038	17,135	10,138	11,200
Maintenance & Operation	63	-	17	34	-	-
Capital	-	-	-	-	-	-
Charges - Other Depts	-	-	-	-	-	-
Total	<u>\$ 3,849</u>	<u>\$ 17,000</u>	<u>\$ 1,055</u>	<u>\$ 17,169</u>	<u>\$ 10,138</u>	<u>\$ 11,200</u>

	Actual Expenditures 2004-05	Current Year Appropriation 2005-06	Year to Date Expenditure 12/31/05	Estimated Expenditures 2005-06	Budget 2006-07	Budget 2007-08
Salaries & Benefits						
41200 Overtime	204	-	46	92	-	-
41300 Hourly Wages	3,505	16,000	971	16,000	9,000	9,000
41700 Other Benefits	-	1,000	-	1,000	-	1,000
42300 Unemployment Insurance	4	-	1	2	9	9
42400 Compensation Insurance	21	-	6	11	53	56
42500 Medicare	53	-	15	30	131	134
42700 PERS Retirement				-	945	1,001
Total	<u>\$ 3,786</u>	<u>\$ 17,000</u>	<u>\$ 1,038</u>	<u>\$ 17,135</u>	<u>\$ 10,138</u>	<u>\$ 11,200</u>
Maintenance & Operation Detail						
44750 Insurance & Surety Bonds	63	-	17	34	-	-
Total	<u>\$ 63</u>	<u>\$ -</u>	<u>\$ 17</u>	<u>\$ 34</u>	<u>\$ -</u>	<u>\$ -</u>

	<u>Actual Expenditures 2004-05</u>	<u>Current Year Appropriation 2005-06</u>	<u>Year to Date Expenditure 12/31/05</u>	<u>Estimated Expenditures 2005-06</u>	<u>Budget 2006-07</u>	<u>Budget 2007-08</u>
Account Summary						
<u>Financial</u>						
Salaries & Benefits	164,549	178,029	73,473	146,000	166,475	173,525
Maintenance & Operation	24,377	38,100	17,818	34,410	37,432	37,356
Capital	-	-	-	-	-	-
Charges - Other Depts	-	-	-	-	-	-
Total	<u>\$ 188,927</u>	<u>\$ 216,129</u>	<u>\$ 91,291</u>	<u>\$ 180,410</u>	<u>\$ 203,907</u>	<u>\$ 210,881</u>

Personnel Classification Detail

	Budget 2004-2005	Budget 2005-2006	Estimated 2005-2006	Budget 2006-2007	Budget 2007-2008
Administrative Analyst	0.00	0.00	0.00	0.60	0.60
Deputy City Attorney	0.00	0.00	0.00	0.00	0.00
Legal Secretary	0.00	0.00	0.00	0.00	0.00
Maintenance Worker	0.00	0.00	0.00	0.00	0.00
Neighborhood Services Administrator	0.10	0.10	0.10	0.10	0.10
Neighborhood Services Field Rep	0.00	0.00	0.00	0.00	0.00
Neighborhood Services Field Technician	0.10	0.10	0.10	0.10	0.10
Neighborhood Services Inspector	0.00	0.00	0.00	0.00	0.00
Neighborhood Services Supervisor	0.60	0.60	0.60	0.00	0.00
Office Operations Supervisor	0.20	0.20	0.20	0.20	0.20
Office Services Supervisor	0.00	0.00	0.00	0.00	0.00
Office Services Specialist II	0.30	0.30	0.30	0.30	0.30
Planner	0.00	0.00	0.00	0.00	0.00
Program Coordinator	0.00	0.00	0.00	0.00	0.00
Program Specialist	0.20	0.20	0.20	0.20	0.20
Program Supervisor	0.89	0.89	0.89	0.89	0.89
Public Education Coordinator	0.00	0.00	0.00	0.00	0.00
Senior Neighborhood Services Inspector	0.00	0.00	0.00	0.00	0.00
Senior Office Services Specialist	0.00	0.00	0.00	0.00	0.00
TOTAL	<u>2.39</u>	<u>2.39</u>	<u>2.39</u>	<u>2.39</u>	<u>2.39</u>

	Actual Expenditures 2004-05	Current Year Appropriation 2005-06	Year to Date Expenditure 12/31/05	Estimated Expenditures 2005-06	Budget 2006-07	Budget 2007-08 budget
Salaries & Benefits						
41100 Salaries	119,126	153,593	51,035	102,000	122,025	126,025
41300 Hourly Wages	30,791	-	8,663	17,000	13,000	13,000
41600 Compensated Absences	2,000	-	993	2,000	2,000	2,000
41700 Other Benefits	10	24,436	19	-	400	400
41800 Life Insurance	193	-	201	-	200	200
41900 Disability Insurance	661	-	474	1,000	1,000	1,000
42000 Vision Insurance	279	-	209	-	400	400
42100 Medical Insurance	7,085	-	5,478	11,000	11,000	11,000
42200 Dental Insurance	1,161	-	641	1,000	1,300	1,300
42300 Unemployment Insurance	150	-	60	-	100	100
42400 Compensation Insurance	885	-	328	1,000	1,050	1,100
42500 Medicare	1,975	-	777	2,000	2,000	2,000
42600 Social Security/PARS	233	-	-	-	-	-
42700 PERS Retirement	-	-	4,594	9,000	12,000	15,000
Total	<u>\$ 164,549</u>	<u>\$ 178,029</u>	<u>\$ 73,473</u>	<u>\$ 146,000</u>	<u>\$ 166,475</u>	<u>\$ 173,525</u>
Maintenance & Operation Detail						
43110 Contractual Services	2,584	20,000	8,214	15,000	20,000	20,000
44200 Advertising	-	1,700	-	1,000	-	-
44300 Telephone	-	500	-	500	-	-
44350 Vehicle Maintenance	-	-	27	100	-	-
44450 Postage	1,384	-	209	210	-	-
44700 Computer Software	-	700	-	400	700	700
44750 Insurance & Surety Bonds	2,501	4,400	1,015	4,400	4,300	4,300
44800 Membership & Dues	125	-	-	-	-	-
45250 Office Supplies	8,146	-	3,864	5,000	4,000	4,000
45300 Small Tools	-	1,800	-	800	500	500
45350 General Supplies	5,554	5,500	3,993	5,500	5,432	5,356
45400 Reports & Publications	3,548	2,500	-	500	1,500	1,500
46900 Business Meetings	-	500	327	500	500	500
47000 Miscellaneous	535	500	168	500	500	500
Total	<u>\$ 24,377</u>	<u>\$ 38,100</u>	<u>\$ 17,818</u>	<u>\$ 34,410</u>	<u>\$ 37,432</u>	<u>\$ 37,356</u>

Account Summary	<u>Actual Expenditures 2004-05</u>	<u>Current Year Appropriation 2005-06</u>	<u>Year to Date Expenditure 12/31/05</u>	<u>Estimated Expenditures 2005-06</u>	<u>Budget 2006-07</u>	<u>Budget 2007-08</u>
<u>Financial</u>						
Salaries & Benefits	3,099	22,500	490	8,200	24,400	25,500
Maintenance & Operation	35,711	117,394	26,414	59,850	104,000	111,400
Capital	-	-	-	-	-	-
Charges - Other Depts	-	-	-	-	-	-
Total	<u>\$ 38,810</u>	<u>\$ 139,894</u>	<u>\$ 26,904</u>	<u>\$ 68,050</u>	<u>\$ 128,400</u>	<u>\$ 136,900</u>

	Actual Expenditures 2004-05	Current Year Appropriation 2005-06	Year to Date Expenditure 12/31/05	Estimated Expenditures 2005-06	Budget 2006-07	Budget 2007-08
Salaries & Benefits						
41200 Overtime	997	-	-	-	-	-
41300 Hourly Wages	2,047	21,400	490	8,000	22,000	23,000
41700 Other Benefits	21	1,100	-	-	-	-
42300 Unemployment Insurance	2	-	-	-	-	-
42500 Medicare	32	-	-	100	-	-
42600 Social Security/PARS	-	-	-	100	2,400	2,500
Total	<u>\$ 3,099</u>	<u>\$ 22,500</u>	<u>\$ 490</u>	<u>\$ 8,200</u>	<u>\$ 24,400</u>	<u>\$ 25,500</u>
Maintenance & Operation Detail						
42800 Auto Allowance	415	400	211	200	300	400
43110 Contractual Services	75	2,300	16	1,000	2,500	2,500
43150 City Services	4,406	34,600	5,758	12,000	28,000	30,000
44100 Repairs to Equipment	-	-	103	110	200	400
44200 Advertising	983	-	-	-	-	-
44450 Postage	-	1,300	617	1,000	1,300	1,300
44550 Travel	1,079	2,500	2,748	2,800	2,500	2,800
44700 Computer Software	4,408	-	32	40	100	100
44750 Insurance & Surety Bonds	41	-	-	-	-	-
44800 Membership & Dues	803	2,200	250	1,000	2,200	2,000
45150 Furniture & Equipment	11	-	2,064	2,100	2,000	2,000
45170 Computer Hardware	-	-	188	200	100	100
45250 Office Supplies	3,289	-	594	1,500	1,800	1,800
45300 Small Tools	-	775	819	1,500	1,500	1,500
45350 General Supplies	11,846	66,419	2,109	15,000	55,000	60,000
45400 Reports & Publications	509	5,800	194	200	1,000	1,000
45450 Printing & Graphics	657	-	-	200	3,000	3,000
46900 Business Meetings	254	800	1,112	2,000	1,500	1,500
47000 Miscellaneous	6,936	300	9,599	19,000	1,000	1,000
Total	<u>\$ 35,711</u>	<u>\$ 117,394</u>	<u>\$ 26,414</u>	<u>\$ 59,850</u>	<u>\$ 104,000</u>	<u>\$ 111,400</u>

GLENDALE HOUSING AUTHORITY

SUMMARY OF THE BUDGET YEAR ENDED JUNE 30, 2007

	Community Development Fund	Housing Assistance Fund	HOME Grant Fund	Supportive Housing Grant Fund	Emergency Shelter Grant Fund	Low & Moderate Housing Fund	Total
<u>Estimated Financing Resources</u>							
<i>Revenue</i>							
Other Taxes	-	-	-	-	-	-	-
Property Taxes	-	-	-	-	-	5,336,000	5,336,000
Fines and Forfeitures	-	-	-	-	-	-	-
Use of Money & Property	-	2,000	-	-	-	160,000	162,000
Revenue From Other Agencies	3,800,000	12,704,263	2,200,000	2,100,000	145,000	-	20,949,263
Charges For Services	-	-	-	-	-	-	-
Misc & Non Operating Revenue	30,000	789,288	10,000	-	-	750,000	1,579,288
Transfers from Other Funds	-	-	-	-	-	-	-
Fund Balance - Prior Year	-	-	-	-	-	-	-
Total Estimated Financing Resources	<u>\$ 3,830,000</u>	<u>\$ 13,495,551</u>	<u>\$ 2,210,000</u>	<u>\$ 2,100,000</u>	<u>\$ 145,000</u>	<u>\$ 6,246,000</u>	<u>\$ 28,026,551</u>
 <i>Estimated Requirements</i>							
Salaries & Benefits	1,274,229	1,611,743	170,177	282,887	-	1,930,338	5,269,374
Maintenance & Operation	307,771	11,866,564	46,539	1,424,886	144,804	974,188	14,764,752
Capital	-	17,244	-	-	-	-	17,244
Capital Projects	2,248,000	-	1,993,284	392,227	196	3,341,474	7,975,181
Charges to Other Funds	-	-	-	-	-	-	-
Transfers to Other Funds	-	-	-	-	-	-	-
Total Appropriations	<u>3,830,000</u>	<u>13,495,551</u>	<u>2,210,000</u>	<u>2,100,000</u>	<u>145,000</u>	<u>6,246,000</u>	<u>28,026,551</u>
Unallocated	-	-	-	-	-	-	-
Total Estimated Requirements	<u>\$ 3,830,000</u>	<u>\$ 13,495,551</u>	<u>\$ 2,210,000</u>	<u>\$ 2,100,000</u>	<u>\$ 145,000</u>	<u>\$ 6,246,000</u>	<u>\$ 28,026,551</u>

G
-
34

GLENDALE HOUSING AUTHORITY

SUMMARY OF THE BUDGET YEAR ENDED JUNE 30, 2008

	Community Development Fund	Housing Assistance Fund	HOME Grant Fund	Supportive Housing Grant Fund	Emergency Shelter Grant Fund	Low & Moderate Housing Fund	Total
<u>Estimated Financing Resources</u>							
<i>Revenue</i>							
Other Taxes	-	-	-	-	-	-	-
Property Taxes	-	-	-	-	-	5,458,000	5,458,000
Fines and Forfeitures	-	-	-	-	-	-	-
Use of Money & Property	-	2,000	-	-	-	160,000	162,000
Revenue From Other Agencies	3,800,000	12,704,263	2,200,000	2,100,000	145,000	-	20,949,263
Charges For Services	-	-	-	-	-	-	-
Misc & Non Operating Revenue	30,000	789,288	10,000	-	-	750,000	1,579,288
Transfers from Other Funds	-	-	-	-	-	-	-
Fund Balance - Prior Year	-	-	-	-	-	-	-
Total Estimated Financing Resources	\$ 3,830,000	\$ 13,495,551	\$ 2,210,000	\$ 2,100,000	\$ 145,000	\$ 6,368,000	\$ 28,148,551
 <i>Estimated Requirements</i>							
Salaries & Benefits	1,139,504	1,660,139	172,585	380,000	-	1,987,772	5,340,000
Maintenance & Operation	825,096	11,835,412	33,833	1,443,000	144,000	1,010,236	15,291,577
Capital	-	-	-	-	-	-	-
Capital Projects	1,865,400	-	2,003,582	277,000	1,000	3,369,992	7,516,974
Charges to Other Funds	-	-	-	-	-	-	-
Transfers to Other Funds	-	-	-	-	-	-	-
Total Appropriations	3,830,000	13,495,551	2,210,000	2,100,000	145,000	6,368,000	28,148,551
Unallocated	-	-	-	-	-	-	-
Total Estimated Requirements	\$ 3,830,000	\$ 13,495,551	\$ 2,210,000	\$ 2,100,000	\$ 145,000	\$ 6,368,000	\$ 28,148,551

G
-
35

Adopted
6/20/06
Yousefian/Weaver
All Ayes

RESOLUTION NO. H-366
RESOLUTION ADOPTING THE GLENDALE HOUSING
AUTHORITY BUDGET FOR THE 2006-07 FISCAL YEAR

WHEREAS, The Glendale Housing Authority desires to adopt its budget for the 2006-07 fiscal year.

WHEREAS, the Housing Authority hereby determines that the planning and administrative expenses provided in the Budget to be made from the Low and Moderate Income Housing Fund are necessary for the production, improvement or preservation of low- and moderate-income housing.

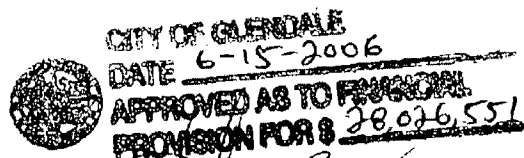
WHEREAS, a preliminary budget was presented to the Council and Housing Authority before June 1, 2006; totaling \$28,026,551.

WHEREAS, the Glendale Housing Authority proposes the following amendments to the preliminary budget:

ACCT	FUND	ORG	Description	AMOUNT
<u>Appropriations</u>				
41000	242	861	Approved Expense Reduction - Shift Planning Salaries	55,000
55000	242	840	Approved Expense Reduction - Shift Planning Salaries	<u>(55,000)</u>
TOTAL APPROPRIATIONS				\$ -

NOW, THEREFORE, BE IT RESOLVED, by The Glendale Housing Authority that, the Budget in the amount of \$28,026,551 shall constitute the 2006-07 Housing Authority budget adopted for fiscal year 2006-07.

Adopted this 20th day of June, 2006.




[Signature]
CHAIRPERSON of the Glendale
Housing Authority

APPROVED AS TO FORM
[Signature]
Senior Assistant City Attorney
DATE 6/15/06

6 A 1

RESOLUTION NO. H-366
CONTINUED

ATTEST:



CLERK of the Glendale
Housing Authority

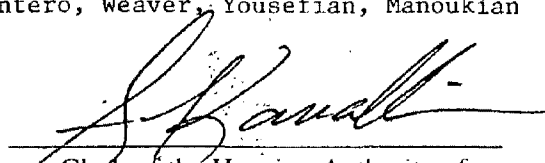
STATE OF CALIFORNIA)
COUNTY OF LOS ANGELES) SS
CITY OF GLENDALE)

I, Ardashes Kassakhian, Clerk of the Housing Authority of the City of Glendale, California, do certify that the foregoing Resolution No. H-366 was adopted by the Housing Authority of the City of Glendale, California, and signed by the Chairman at a regular meeting thereof held on the 20th day of June, 2006 and that the same was passed by the following vote:

Ayes: Mincey, Najarian, Parazian, Quintero, Weaver, Yousefian, Manoukian

Noes: None

Absent: None



Clerk of the Housing Authority of
the City of Glendale, California

COMMUNITY DEVELOPMENT FUND
SUMMARY OF THE BUDGET FOR THE YEAR ENDED JUNE 30, 2007
FUND 201

	Actual Resources 2004-05	Original Estimate 2005-2006	Year to Date 12/31/05	Revised Estimated 2005-2006	Budget 2006-2007	Budget 2007-2008
<u>Estimated Financing Resources</u>						
<i>Revenue</i>						
Use of Money & Property	124	-	-	-	-	-
Revenue From Other Agencies	3,299,887	3,824,000	904,052	3,800,000	3,800,000	3,800,000
Miscellaneous Revenue	37,950	-	-	30,000	30,000	30,000
Fund Balance - Prior Year	-	1,037,980	69,129	174,169	-	-
Total Estimated Financing Resources	<u>\$3,337,837</u>	<u>\$4,861,980</u>	<u>\$ 973,181</u>	<u>\$4,004,169</u>	<u>\$3,830,000</u>	<u>\$3,830,000</u>
<i>Estimated Requirements</i>						
Salaries & Benefits	1,284,433	1,242,539	635,615	1,257,594	1,274,229	1,139,504
Maintenance & Operation	902,582	1,307,441	247,967	1,346,575	307,771	825,096
Capital	-	-	-	-	-	-
Charges To Other Funds	-	-	-	-	-	-
Capital Projects	37,996	2,312,000	89,599	1,400,000	2,248,000	1,865,400
Unallocated	1,112,827	-	-	-	-	-
Total Estimated Requirements	<u>\$3,337,837</u>	<u>\$4,861,980</u>	<u>\$ 973,181</u>	<u>\$4,004,169</u>	<u>\$3,830,000</u>	<u>\$3,830,000</u>

COMMUNITY DEVELOPMENT FUND
 DETAIL OF FINANCIAL RESOURCES
 FUND 201

<u>Source</u>	Actual Resources 2004-05	Original Estimate 2005-2006	Year to Date 12/31/05	Revised Estimated 2005-2006	Budget 2006-2007	Budget 2007-2008
<u>Uses of Money & Property</u>						
38000 Interest & Inv. Revenue	124	-	-	-	-	-
Total	\$ 124	\$ -	\$ -	\$ -	\$ -	\$ -
<u>Revenue From Other Agencies</u>						
31440 Comm Dev Block Grant	3,299,887	3,824,000	904,052	3,800,000	3,800,000	3,800,000
Total	\$ 3,299,887	\$ 3,824,000	\$ 904,052	\$ 3,800,000	\$ 3,800,000	\$ 3,800,000
<u>Misc & Non Operating Revenue</u>						
38560 Miscellaneous Revenue	-	-	-	-	-	-
38730 Grant Program Income	37,950	-	-	30,000	30,000	30,000
Total	\$ 37,950	\$ -	\$ -	\$ 30,000	\$ 30,000	\$ 30,000
Total Revenue	<u>\$ 3,337,961</u>	<u>\$ 3,824,000</u>	<u>\$ 904,052</u>	<u>\$ 3,830,000</u>	<u>\$ 3,830,000</u>	<u>\$ 3,830,000</u>

	<u>Actual Expenditures 2004-2005</u>	<u>Current Year Appropriation 2005-06</u>	<u>Year to Date Expenditures 12/31/05</u>	<u>Estimated Expenditures 2005-06</u>	<u>Budget 2006-2007</u>	<u>Budget 2007-2008</u>
Account Summary						
<u>Financial</u>						
Salaries & Benefits	136,429	80,000	66,975	114,673	235,000	120,000
Maintenance & Operation	766,947	1,184,819	194,944	1,194,203	190,675	710,000
Capital	-	-	-	-	-	-
Charges-Other Depts	-	-	-	-	-	-
Total	<u>\$ 903,376</u>	<u>\$ 1,264,819</u>	<u>\$ 261,919</u>	<u>\$ 1,308,876</u>	<u>\$ 425,675</u>	<u>\$ 830,000</u>

Personnel Classification Detail

	Budget 2002-2003	Budget 2004-2005	Budget 2005-2006	Estimated 2005-2006	Budget 2006-2007	Budget 2007-2008
Administrative Analyst	0.00	1.25	1.25	1.25	1.34	1.34
Case Worker	1.00	0.00	0.00	0.00	0.00	0.00
Neighborhood Services Supervisor	0.00	0.09	0.09	0.09	0.00	0.00
Program Specialist	0.00	1.60	1.60	1.60	1.60	1.60
Program Coordinator	0.00	0.00	0.00	0.00	0.00	0.00
TOTAL	1.00	2.94	2.94	2.94	2.94	2.94

	Actual Expenditures 2004-2005	Current Year Appropriation 2005-06	Year to Date Expenditures 12/31/05	Estimated Expenditures 2005-06	Budget 2006-2007	Budget 2007-2008
Salaries & Benefits						
41100 Salaries	75,872	80,000	37,155	80,000	175,000	100,000
41200 Overtime	209	-	-	-	-	-
41300 Hourly Wages	51,436	-	27,483	30,000	25,000	-
41600 Compensated Absences	1,195	-	383	766	-	-
41700 Other Benefits	(53)	-	-	-	35,000	20,000
41800 Life Insurance	180	-	34	68	-	-
41900 Disability Insurance	492	-	78	155	-	-
42000 Vision Insurance	290	-	35	69	-	-
42100 Medical Insurance	3,618	-	392	784	-	-
42200 Dental Insurance	596	-	22	44	-	-
42300 Unemployment Insurance	109	-	56	113	-	-
42400 Compensation Insurance	970	-	310	621	-	-
42500 Medicare	1,382	-	410	820	-	-
42700 PERS Retirement	134	-	616	1,233	-	-
Total	136,429	80,000	66,975	114,673	235,000	120,000

Maintenance & Operation Detail						
43050 Repairs-Bldgs & Grounds	2,268	-	-	-	-	-
43090 Equipment Usage	152	-	-	-	-	-
43110 Contractual Services	29,125	-	-	-	-	-
43112 Direct Assistance	712,533	1,176,281	188,751	1,176,281	172,128	700,000
43150 City Services	5	-	-	-	-	-
44200 Advertising	693	-	-	-	-	-
44550 Travel	-	-	1,436	-	-	-
44750 Insurance & Surety Bonds	1,709	8,538	959	8,538	10,000	10,000
44800 Membership and Dues	755	-	-	-	-	-
45100 Books	7,453	-	1,867	7,453	7,000	-
45150 Furniture & Equipment	344	-	87	88	-	-

	Actual Expenditures 2004-2005	Current Year Appropriation 2005-06	Year to Date Expenditures 12/31/05	Estimated Expenditures 2005-06	Budget 2006-2007	Budget 2007-2008
45170 Computer Hardware	-	-	38	38	-	-
45250 Office Supplies	887	-	172	172	-	-
45350 General Supplies	5,693	-	1,087	1,087	1,000	-
45600 A & G Overhead	1,888	-	-	-	-	-
46900 Business Meetings	1,207	-	547	546	547	-
47000 Miscellaneous	2,235	-	-	-	-	-
Total	<u>\$ 766,947</u>	<u>\$ 1,184,819</u>	<u>\$ 194,944</u>	<u>\$ 1,194,203</u>	<u>\$ 190,675</u>	<u>\$ 710,000</u>

	<u>Actual Expenditures 2004-2005</u>	<u>Current Year Appropriation 2005-06</u>	<u>Year to Date Expenditures 12/31/05</u>	<u>Estimated Expenditures 2005-06</u>	<u>Budget 2006-2007</u>	<u>Budget 2007-2008</u>
Account Summary						
<u>Financial</u>						
Salaries & Benefits	398,141	445,226	210,293	421,225	416,300	429,400
Maintenance & Operation	47,446	43,042	19,814	54,900	57,200	57,200
Capital	-	-	-	-	-	-
Charges-Other Depts	-	-	-	-	-	-
Total	<u>\$ 445,587</u>	<u>\$ 488,268</u>	<u>\$ 230,107</u>	<u>\$ 476,125</u>	<u>\$ 473,500</u>	<u>\$ 486,600</u>

Personnel Classification Detail

	Budget <u>2004-2005</u>	Budget <u>2005-2006</u>	Estimated <u>2005-2006</u>	Budget <u>2006-2007</u>	Budget <u>2007-2008</u>
Assistant City Attorney	0.00	0.00	0.00	0.00	0.00
Building Inspector	1.00	1.00	1.00	1.00	1.00
Deputy City Attorney	0.30	0.30	0.30	0.30	0.30
Neighborhood Services Administrator	0.10	0.10	0.10	0.10	0.10
Neighborhood Services Field Rep.	1.34	1.34	1.34	1.34	1.34
Neighborhood Services Inspector	0.06	0.06	0.06	0.06	0.06
Neighborhood Services Supervisor	0.52	0.52	0.52	0.52	0.52
Office Operations Supervisor	0.05	0.05	0.05	0.05	0.05
Office Services Supervisor	0.00	0.00	0.00	0.00	0.00
Office Services Specialist II	1.50	1.50	1.50	1.50	1.50
Planner	0.00	0.00	0.00	0.00	0.00
Planning Associate	0.00	0.00	0.00	0.00	0.00
Program Supervisor	0.11	0.11	0.11	0.11	0.11
Public Education Coordinator	0.00	0.00	0.00	0.00	0.00
Senior Office Services Specialist	0.50	0.50	0.50	0.50	0.50
Senior Neighborhood Services Inspector	0.75	0.75	0.75	0.75	0.75
TOTAL	<u>6.23</u>	<u>6.23</u>	<u>6.23</u>	<u>6.23</u>	<u>6.23</u>

	Actual Expenditures 2004-2005	Current Year Appropriation 2005-06	Year to Date Expenditures 12/31/05	Estimated Expenditures 2005-06	Budget 2006-2007	Budget 2007-2008
Salaries & Benefits						
41100 Salaries	343,457	385,591	171,061	342,000	321,000	331,000
41300 Hourly Wages	4,765	-	12	25	-	-
41600 Compensated Absences	5,686	-	2,815	6,000	5,000	6,000
41700 Other Benefits	338	59,635	149	300	300	300
41800 Life Insurance	283	-	230	500	300	300
41900 Disability Insurance	1,651	-	965	2,000	1,900	2,000
42000 Vision Insurance	528	-	280	1,000	1,000	1,000
42100 Medical Insurance	31,343	-	18,636	37,000	41,000	41,000
42200 Dental Insurance	3,815	-	2,022	4,000	4,500	4,500
42300 Unemployment Insurance	350	-	171	400	300	300
42400 Compensation Insurance	1,865	-	941	2,000	2,000	2,000
42500 Medicare	4,024	-	1,964	4,000	5,000	5,000
42600 Social Security/PARS	36	-	-	-	-	-
42700 PERS Retirement	-	-	11,046	22,000	34,000	36,000
Total	<u>398,141</u>	<u>445,226</u>	<u>210,293</u>	<u>421,225</u>	<u>416,300</u>	<u>429,400</u>

Maintenance & Operation Detail

42800 Auto Allowance	3,751	6,000	6,050	13,000	13,000	13,000
43080 Rent	13,104	7,860	-	13,000	13,000	13,000
43150 City Services	200	-	-	-	-	-
44120 Repairs to Office Equip	-	500	1,085	1,100	500	500
44200 Advertising	-	2,000	-	-	-	-
44300 Telephone	1,868	3,000	759	1,500	1,500	1,500
44450 Postage	25	4,204	-	-	-	-
44550 Travel	974	1,200	-	-	1,200	1,200
44650 Training	112	550	-	-	600	600
44750 Insurance & Surety Bonds	23,483	8,856	10,193	24,000	24,000	24,000
44800 Membership and Dues	-	75	-	-	100	100
45050 Periodicals & Newspapers	180	-	180	200	-	-
45150 Furniture & Equipment	-	500	-	-	-	-

	Actual Expenditures 2004-2005	Current Year Appropriation 2005-06	Year to Date Expenditures 12/31/05	Estimated Expenditures 2005-06	Budget 2006-2007	Budget 2007-2008
45170 Computer Hardware	-	-	94	100	-	-
45250 Office Supplies	2,612	4,044	1,440	1,500	2,700	2,700
45350 General Supplies	25	3,753	13	500	500	500
47000 Miscellaneous	1,112	500	-	-	100	100
Total	<u>\$ 47,446</u>	<u>\$ 43,042</u>	<u>\$ 19,814</u>	<u>\$ 54,900</u>	<u>\$ 57,200</u>	<u>\$ 57,200</u>

	<u>Actual Expenditures 2004-2005</u>	<u>Current Year Appropriation 2005-06</u>	<u>Year to Date Expenditures 12/31/05</u>	<u>Estimated Expenditures 2005-06</u>	<u>Budget 2006-2007</u>	<u>Budget 2007-2008</u>
Account Summary						
<u>Financial</u>						
Salaries & Benefits	713,732	678,480	334,985	675,096	622,929	590,104
Maintenance & Operation	82,334	79,580	30,256	91,572	59,896	57,896
Capital	-	-	-	-	-	-
Charges-Other Depts	-	-	-	-	-	-
Total	<u>\$ 796,066</u>	<u>\$ 758,060</u>	<u>\$ 365,241</u>	<u>\$ 766,668</u>	<u>\$ 682,825</u>	<u>\$ 648,000</u>

Personnel Classification Detail

	Budget 2004-2005	Budget 2005-2006	Estimated 2005-2006	Budget 2006-2007	Budget 2007-2008
Administrative Analyst	3.05	3.05	3.05	3.05	3.05
Administrative Associate	0.80	0.80	0.80	0.80	0.80
Assistant City Attorney	0.00	0.00	0.00	0.00	0.00
Asst. Dir. Of Comm. Devel. & Housing	0.80	0.80	0.80	0.80	0.80
Community Development Supervisor	2.00	2.00	2.00	2.00	2.00
Deputy City Attorney	0.05	0.05	0.05	0.05	0.05
Director Of Comm. Devel. & Housing	0.30	0.30	0.30	0.30	0.30
Office Services Supervisor	0.50	0.50	0.50	0.50	0.50
Planner	0.00	0.00	0.00	0.00	0.00
Planning Associate	0.00	0.00	0.00	0.00	0.00
Senior Accountant	0.07	0.07	0.07	0.07	0.07
Sr. Administrative Analyst	0.00	0.00	0.00	0.00	0.00
Senior Community Development Supervisor	0.00	0.00	0.00	0.00	0.00
Senior Office Services Specialist	1.00	1.00	1.00	1.00	1.00
Senior Planner	0.00	0.00	0.00	0.00	0.00
Sr. IT Applications Specialist	0.05	0.05	0.05	0.05	0.05
Neighborhood Services Supervisor	0.10	0.10	0.10	0.10	0.10
TOTAL	<u>8.72</u>	<u>8.72</u>	<u>8.72</u>	<u>8.72</u>	<u>8.72</u>

	Actual Expenditures 2004-2005	Current Year Appropriation 2005-06	Year to Date Expenditures 12/31/05	Estimated Expenditures 2005-06	Budget 2006-2007	Budget 2007-2008
Salaries & Benefits						
41100 Salaries	612,679	588,000	256,555	512,000	496,289	450,000
41200 Overtime	85	-	91	90	-	-
41300 Hourly Wages	9,832	3,000	13,361	30,000	2,000	-
41600 Compensated Absences	10,366	10,000	4,803	10,000	10,000	-
41700 Other Benefits	1,609	4,600	659	2,000	2,000	-
41800 Life Insurance	1,534	2,200	862	2,000	1,800	-
41900 Disability Insurance	4,235	5,400	1,972	4,000	4,000	-
42000 Vision Insurance	1,872	2,400	907	2,000	2,000	-
42100 Medical Insurance	56,062	46,000	28,663	58,000	50,000	-
42200 Dental Insurance	6,198	4,740	2,585	5,000	5,000	-
42300 Unemployment Insurance	622	840	274	840	840	-
42400 Compensation Insurance	3,113	4,100	1,507	3,100	3,000	-
42500 Medicare	5,481	7,200	2,679	6,000	6,000	-
42600 Social Security/PARS	45	-	67	66	-	-
42700 PERS Retirement	-	-	20,002	40,000	40,000	140,104
Total	713,732	678,480	334,985	675,096	622,929	590,104

Maintenance & Operation Detail

42800 Auto Allowance	1,393	5,400	2,483	5,400	5,400	5,400
43080 Rent	18,348	18,350	-	18,350	11,796	11,796
43090 Equipment Usage	56	-	-	-	-	-
43110 Contractual Services	13,004	7,500	2,631	12,000	3,000	3,000
43150 City Services	2,794	-	928	3,000	3,000	3,000
44100 Repairs to Equipment	136	-	-	-	-	-
44120 Repairs to Office Equip	442	1,600	481	1,000	1,000	-
44200 Advertising	3,357	8,000	1,369	6,000	4,000	4,000
44300 Telephone	2,765	2,200	1,013	2,200	2,200	2,200
44450 Postage	3,694	2,200	648	1,500	1,500	1,500
44550 Travel	271	-	1,622	1,622	-	-
44650 Training	906	1,000	50	1,000	1,000	500

	Actual Expenditures 2004-2005	Current Year Appropriation 2005-06	Year to Date Expenditures 12/31/05	Estimated Expenditures 2005-06	Budget 2006-2007	Budget 2007-2008
44700 Computer Software	54	-	-	-	-	-
44750 Insurance & Surety Bonds	17,398	14,930	7,287	13,000	13,000	13,000
44800 Membership and Dues	1,696	1,300	-	1,300	-	-
45050 Periodicals & Newspapers	804	500	180	200	-	-
45100 Books	25	100	-	-	-	-
45150 Furniture & Equipment	796	1,000	-	1,000	1,000	1,000
45170 Computer Hardware	-	-	3,734	5,000	-	-
45250 Office Supplies	9,062	12,000	4,842	12,000	9,000	9,000
45350 General Supplies	(44)	-	-	-	-	-
45450 Printing and Graphics	1,000	2,000	693	2,000	1,500	1,000
46900 Business Meetings	1,312	1,000	775	2,000	2,000	2,000
47000 Miscellaneous	3,063	500	1,519	3,000	500	500
Total	<u>\$ 82,334</u>	<u>\$ 79,580</u>	<u>\$ 30,256</u>	<u>\$ 91,572</u>	<u>\$ 59,896</u>	<u>\$ 57,896</u>

Account Summary	<u>Actual Expenditures 2004-2005</u>	<u>Current Year Appropriation 2005-06</u>	<u>Year to Date Expenditures 12/31/05</u>	<u>Estimated Expenditures 2005-06</u>	<u>Budget 2006-2007</u>	<u>Budget 2007-2008</u>
<u>Financial</u>						
Salaries & Benefits	36,131	38,833	23,362	46,600	-	-
Maintenance & Operation	5,856	-	2,953	5,900	-	-
Capital	-	-	-	-	-	-
Charges-Other Depts	-	-	-	-	-	-
Total	<u>\$ 41,986</u>	<u>\$ 38,833</u>	<u>\$ 26,315</u>	<u>\$ 52,500</u>	<u>\$ -</u>	<u>\$ -</u>

Personnel Classification Detail

	Budget 2004-2005	Budget 2005-2006	Estimated 2005-2006	Budget 2006-2007	Budget 2007-2008
Neighborhood Services Administrator	0.00	0.00	0.00	0.00	0.00
Neighborhood Services Field Rep	0.52	0.52	0.52	0.52	0.52
Neighborhood Services Supervisor	0.00	0.00	0.00	0.00	0.00
Office Operations Supervisor	0.00	0.00	0.00	0.00	0.00
Program Coordinator/Neighborhood Services	0.00	0.00	0.00	0.00	0.00
Program Specialist	0.56	0.56	0.56	0.56	0.56
Program Supervisor	0.00	0.00	0.00	0.00	0.00
Public Education Coordinator	0.00	0.00	0.00	0.00	0.00
TOTAL	<u>1.08</u>	<u>1.08</u>	<u>1.08</u>	<u>1.08</u>	<u>1.08</u>

	Actual Expenditures 2004-2005	Current Year Appropriation 2005-06	Year to Date Expenditures 12/31/05	Estimated Expenditures 2005-06	Budget 2006-2007	Budget 2007-2008
Salaries & Benefits						
41100 Salaries	27,994	33,477	19,456	38,900	-	-
41300 Hourly Wages	3,944	-	12	-	-	-
41600 Compensated Absences	444	-	295	600	-	-
41700 Other Benefits	-	5,356	-	-	-	-
41800 Life Insurance	-	-	11	-	-	-
41900 Disability Insurance	113	-	80	200	-	-
42000 Vision Insurance	37	-	24	-	-	-
42100 Medical Insurance	2,618	-	1,702	3,400	-	-
42200 Dental Insurance	329	-	205	400	-	-
42300 Unemployment Insurance	32	-	19	-	-	-
42400 Compensation Insurance	115	-	107	200	-	-
42500 Medicare	468	-	253	500	-	-
42600 Social Security/PARS	36	-	-	-	-	-
42700 PERS Retirement	-	-	1,196	2,400	-	-
Total	<u>36,131</u>	<u>38,833</u>	<u>23,362</u>	<u>46,600</u>	<u>-</u>	<u>-</u>
Maintenance & Operation Detail						
43080 Rent	5,244	-	2,622	5,200	-	-
44750 Insurance & Surety Bonds	588	-	331	700	-	-
47000 Miscellaneous	23	-	-	-	-	-
Total	<u>\$ 5,856</u>	<u>\$ -</u>	<u>\$ 2,953</u>	<u>\$ 5,900</u>	<u>\$ -</u>	<u>\$ -</u>

HOUSING ASSISTANCE FUND
SUMMARY OF THE BUDGET FOR THE YEAR ENDED JUNE 30, 2007
FUND 202

	Actual Resources 2004-05	Original Estimate 2005-2006	Year to Date	Revised Estimated 2005-2006	Budget 2006-2007	Budget 2007-2008
<u>Estimated Financing Resources</u>						
<i>Revenue</i>						
Use of Money & Property	7,121	2,000	140	2,000	2,000	2,000
Revenue From Other Agencies	12,496,143	12,491,600	6,176,947	12,704,263	12,704,263	12,704,263
Miscellaneous Revenue	849,284	996,000	427,111	996,000	789,288	789,288
Fund Balance - Prior Year	-	3,360,504	849,078	1,358,739	-	-
Total Estimated Financing Resources	<u>\$13,352,548</u>	<u>\$16,850,104</u>	<u>\$7,453,276</u>	<u>\$15,061,002</u>	<u>\$13,495,551</u>	<u>\$13,495,551</u>
<i>Estimated Requirements</i>						
Salaries & Benefits	1,715,066	1,727,361	899,897	1,914,702	1,611,743	1,660,139
Maintenance & Operation	11,453,735	15,015,744	6,524,014	13,039,301	11,866,564	11,835,412
Capital	-	106,999	33,365	106,999	17,244	-
Charges To Other Funds	-	-	-	-	-	-
Capital Projects	38,655	-	(4,000)	-	-	-
Unallocated	145,092	-	-	-	-	-
Total Estimated Requirements	<u>\$13,352,548</u>	<u>\$16,850,104</u>	<u>\$7,453,276</u>	<u>\$15,061,002</u>	<u>\$13,495,551</u>	<u>\$13,495,551</u>

HOUSING ASSISTANCE FUND
 DETAIL OF FINANCIAL RESOURCES
 FUND 202

Source	Actual Resources 2004-05	Original Estimate 2005-06	Year to Date 12/31/05	Revised Estimated 2005-06	Budget 2006-2007	Budget 2007-2008
<u>Uses of Money & Property</u>						
38000 Interest & Inv. Revenue	1,354	2,000	140	2,000	2,000	2,000
38005 Interest & Inv. (GASB 31)	5,767	-	-	-	-	-
Total	\$ 7,121	\$ 2,000	\$ 140	\$ 2,000	\$ 2,000	\$ 2,000
<u>Revenue From Other Agencies</u>						
31400 Voucher Program	12,496,143	11,116,200	6,176,947	11,315,851	11,315,851	11,315,851
31405 Certificate Program	-	-	-	-	-	-
31406 Family Self-Sufficiency	-	63,000	-	63,000	63,000	63,000
31430 Earned Admin. Reserve	-	1,312,400	-	1,325,412	1,325,412	1,325,412
Total	\$ 12,496,143	\$ 12,491,600	\$ 6,176,947	\$ 12,704,263	\$ 12,704,263	\$ 12,704,263
<u>Misc & Non Operating Revenue</u>						
38560 Miscellaneous Revenue	15,384	12,000	7,478	12,000	15,000	15,000
38720 Portable Voucher Fees	833,900	984,000	419,633	984,000	774,288	774,288
Total	\$ 849,284	\$ 996,000	\$ 427,111	\$ 996,000	\$ 789,288	\$ 789,288
Total Revenue	\$ 13,352,548	\$ 13,489,600	\$ 6,604,198	\$ 13,702,263	\$ 13,495,551	\$ 13,495,551

Account Summary	<u>Actual Expenditures 2004-05</u>	<u>Current Year Appropriation 2005-06</u>	<u>Year to Date Expenditures 12/31/05</u>	<u>Estimated Expenditures 2005-06</u>	<u>Budget 2006-2007</u>	<u>Budget 2007-2008</u>
<u>Financial</u>						
Salaries & Benefits	1,653,272	1,666,763	861,723	1,838,355	1,588,850	1,636,559
Maintenance & Operation	11,452,310	15,014,219	6,523,228	13,037,728	11,864,989	11,833,837
Capital	-	106,999	33,365	106,999	17,244	-
Charges-Other Depts	-	-	-	-	-	-
Total	<u>\$ 13,105,582</u>	<u>\$ 16,787,981</u>	<u>\$ 7,418,316</u>	<u>\$ 14,983,082</u>	<u>\$ 13,471,083</u>	<u>\$ 13,470,396</u>

Personnel Classification Detail

	Budget <u>2004-2005</u>	Budget <u>2005-2006</u>	Estimated <u>2005-2006</u>	Budget <u>2006-2007</u>	Budget <u>2007-2008</u>
Accountant	0.00	0.00	0.00	0.00	0.00
Accounting Services Administrator	0.05	0.05	0.05	0.05	0.05
Administrative Analyst	1.19	1.19	1.19	2.19	2.19
Administrative Assistant	2.00	2.00	2.00	2.00	2.00
Administrative Associate	0.55	0.55	0.55	0.55	0.55
Community Development Supervisor	1.00	1.00	1.00	1.00	1.00
Deputy City Attorney	0.30	0.30	0.30	0.30	0.30
Dir. of Comm. Devel. & Housing	0.30	0.30	0.30	0.30	0.30
Housing Advisor	9.95	9.95	9.95	8.95	8.95
Housing Assistance Administrator	1.00	1.00	1.00	0.00	0.00
Housing Programs Administrator	0.00	0.00	0.00	1.00	1.00
Housing Technician	3.00	3.00	3.00	3.00	3.00
Neighborhood Services Inspector	0.15	0.15	0.15	0.15	0.15
Office Services Specialist I	0.00	1.00	1.00	1.00	1.00
Office Services Specialist II	2.80	2.80	2.80	2.80	2.80
Senior Accountant	0.35	0.35	0.35	0.35	0.35
Senior Administrative Analyst	0.00	0.00	0.00	0.00	0.00
Senior Office Services Specialist	0.00	0.00	0.00	0.00	0.00
Sr. IT Applications Specialist	0.80	0.80	0.80	0.80	0.80
TOTAL	<u>23.44</u>	<u>24.44</u>	<u>24.44</u>	<u>24.44</u>	<u>24.44</u>

	Actual Expenditures 2004-05	Current Year Appropriation 2005-06	Year to Date Expenditures 12/31/05	Estimated Expenditures 2005-06	Budget 2006-2007	Budget 2007-2008
Salaries & Benefits						
41100 Salaries	1,213,964	1,533,020	631,553	1,407,350	1,431,809	1,474,806
41200 Overtime	2,073	-	-	-	-	-
41300 Hourly Wages	276,392	133,743	97,088	150,677	157,041	161,753
41600 Compensated Absences	20,191	-	10,790	22,574	-	-
41700 Other Benefits	2,951	-	5,444	14,380	-	-
41800 Life Insurance	1,235	-	944	2,110	-	-
41900 Disability Insurance	6,504	-	3,606	7,710	-	-
42000 Vision Insurance	1,830	-	892	2,008	-	-
42100 Medical Insurance	92,707	-	48,844	102,770	-	-
42200 Dental Insurance	9,177	-	4,387	9,172	-	-
42300 Unemployment Insurance	1,612	-	713	1,490	-	-
42400 Compensation Insurance	8,343	-	3,923	8,188	-	-
42500 Medicare	15,705	-	7,344	15,540	-	-
42600 Social Security/PARS	586	-	319	640	-	-
42700 PERS Retirement	-	-	44,876	93,746	-	-
Total	<u>1,653,272</u>	<u>1,666,763</u>	<u>861,723</u>	<u>1,838,355</u>	<u>1,588,850</u>	<u>1,636,559</u>

Maintenance & Operation Detail

42800 Auto Allowance	7,363	7,000	4,522	7,932	8,000	9,000
43080 Rent	85,430	70,742	31,926	63,852	82,572	82,572
43110 Contractual Services	188,827	97,120	28,784	57,568	69,857	70,639
43112 Direct Assistance	11,040,532	14,725,054	6,403,060	12,806,120	11,588,710	11,552,611
43150 City Services	1,049	308	1,992	1,992	-	-
44100 Repairs to Equipment	168	-	-	-	-	-
44120 Repairs to Office Equip	706	3,706	1,095	2,190	1,500	1,500
44200 Advertising	440	1,872	-	-	1,500	1,500
44300 Telephone	9,902	9,462	5,275	10,550	11,000	12,000
44350 Vehicle Maintenance	11,861	3,311	367	734	750	750
44450 Postage	21,818	21,786	10,456	17,654	21,786	21,786
44550 Travel	2,331	4,550	2,478	4,956	6,225	6,225

	Actual Expenditures 2004-05	Current Year Appropriation 2005-06	Year to Date Expenditures 12/31/05	Estimated Expenditures 2005-06	Budget 2006-2007	Budget 2007-2008
44650 Training	6,478	6,110	4,811	6,110	4,500	4,500
44700 Computer Software	-	-	1,078	1,078	-	-
44750 Insurance & Surety Bonds	25,981	25,640	12,755	28,835	28,835	29,000
44760 Regulatory	1,400	1,400	-	-	1,400	1,400
44800 Membership and Dues	1,117	1,575	150	300	1,000	1,000
45050 Periodicals & Newspapers	-	1,673	-	-	500	500
45100 Books	214	260	39	80	260	260
45150 Furniture & Equipment	12,713	-	605	605	-	-
45250 Office Supplies	27,577	26,000	11,696	23,392	29,460	31,460
45400 Reports & Publications	-	-	684	684	684	684
45450 Printing and Graphics	4,473	4,000	48	96	3,000	3,000
46900 Business Meetings	622	650	433	868	1,300	1,300
47000 Miscellaneous	1,309	2,000	976	2,134	2,150	2,150
47010 Discount Earned & Lost	-	-	-	-	-	-
Total	<u>\$ 11,452,310</u>	<u>\$ 15,014,219</u>	<u>\$ 6,523,228</u>	<u>\$ 13,037,728</u>	<u>\$ 11,864,989</u>	<u>\$ 11,833,837</u>

Account Summary	<u>Actual Expenditures 2004-05</u>	<u>Current Year Appropriation 2005-06</u>	<u>Year to Date Expenditures 12/31/05</u>	<u>Estimated Expenditures 2005-06</u>	<u>Budget 2006-2007</u>	<u>Budget 2007-2008</u>
<u>Financial</u>						
Salaries & Benefits	61,794	60,598	38,174	76,347	22,893	23,580
Maintenance & Operation	1,425	1,525	787	1,573	1,575	1,575
Capital	-	-	-	-	-	-
Charges-Other Depts	-	-	-	-	-	-
Total	<u>\$ 63,219</u>	<u>\$ 62,123</u>	<u>\$ 38,960</u>	<u>\$ 77,921</u>	<u>\$ 24,468</u>	<u>\$ 25,155</u>

Personnel Classification Detail

	Budget 2004-2005	Budget 2005-2006	Estimated 2005-2006	Budget 2006-2007	Budget 2007-2008
Administrative Analyst	0.81	0.81	0.81	0.81	0.81
TOTAL	0.81	0.81	0.81	0.81	0.81

	Actual Expenditures 2004-05	Current Year Appropriation 2005-06	Year to Date Expenditures 12/31/05	Estimated Expenditures 2005-06	Budget 2006-2007	Budget 2007-2008
Salaries & Benefits						
41100 Salaries	53,470	53,287	31,095	62,190	18,565	19,122
41600 Compensated Absences	909	-	496	993	-	-
41700 Other Benefits	9	7,311	745	1,490	4,328	4,458
41800 Life Insurance	182	-	111	221	-	-
41900 Disability Insurance	460	-	251	502	-	-
42000 Vision Insurance	223	-	112	223	-	-
42100 Medical Insurance	5,021	-	2,540	5,081	-	-
42200 Dental Insurance	397	-	199	397	-	-
42300 Unemployment Insurance	54	-	31	62	-	-
42400 Compensation Insurance	294	-	171	342	-	-
42500 Medicare	775	-	425	851	-	-
42700 PERS Retirement	-	-	1,997	3,995	-	-
Total	<u>61,794</u>	<u>60,598</u>	<u>38,174</u>	<u>76,347</u>	<u>22,893</u>	<u>23,580</u>
Maintenance & Operation Detail						
42800 Auto Allowance	-	-	-	-	-	-
43080 Rent	-	-	-	-	-	-
43112 Direct Assistance	-	-	-	-	-	-
44750 Insurance & Surety Bonds	1,425	1,525	787	1,573	1,575	1,575
Total	<u>\$ 1,425</u>	<u>\$ 1,525</u>	<u>\$ 787</u>	<u>\$ 1,573</u>	<u>\$ 1,575</u>	<u>\$ 1,575</u>

HOME GRANT FUND
SUMMARY OF THE BUDGET FOR THE YEAR ENDED JUNE 30, 2007
FUND 203

	Actual Resources 2004-05	Original Estimate 2005-2006	Year to Date	Revised Estimated 2005-2006	Budget 2006-2007	Budget 2007-2008
<u>Estimated Financing Resources</u>						
<i>Revenue</i>						
Revenue From Other Agencies	2,748,574	2,352,100	(163,333)	2,300,000	2,200,000	2,200,000
Miscellaneous Revenue	57,962	-	1,717	10,000	10,000	10,000
Fund Balance - Prior Year	-	-	278,348	-	-	-
Total Estimated Financing Resources	<u>\$2,806,536</u>	<u>\$2,352,100</u>	<u>\$ 116,732</u>	<u>\$2,310,000</u>	<u>\$2,210,000</u>	<u>\$2,210,000</u>
<i>Estimated Requirements</i>						
Salaries & Benefits	168,325	187,345	103,139	213,500	170,177	172,585
Maintenance & Operation	61,422	42,522	13,592	44,083	46,539	33,833
Capital	-	-	-	-	-	-
Charges To Other Funds	-	-	-	-	-	-
Capital Projects	2,576,789	2,122,233	-	2,052,417	1,993,284	2,003,582
Unallocated	-	-	-	-	-	-
Total Estimated Requirements	<u>\$2,806,536</u>	<u>\$2,352,100</u>	<u>\$ 116,732</u>	<u>\$2,310,000</u>	<u>\$2,210,000</u>	<u>\$2,210,000</u>

HOME GRANT FUND
 DETAIL OF FINANCIAL RESOURCES
 FUND 203

<u>Source</u>	<u>Actual Resources 2004-05</u>	<u>Original Estimate 2005-06</u>	<u>Year to Date 12/31/05</u>	<u>Revised Estimated 2005-06</u>	<u>Budget 2006-2007</u>	<u>Budget 2007-2008</u>
<u>Revenue From Other Agencies</u>						
31410 HOME Grant	2,748,574	2,352,100	(163,333)	2,300,000	2,200,000	2,200,000
	\$ 2,748,574	\$ 2,352,100	(\$ 163,333)	\$ 2,300,000	\$ 2,200,000	\$ 2,200,000
<u>Misc & Non Operating Revenue</u>						
38750 HOME Program Income	57,962	-	1,717	10,000	10,000	10,000
Total	\$ 57,962	\$ -	\$ 1,717	\$ 10,000	\$ 10,000	\$ 10,000
 Total Revenue	 <u>\$ 2,806,536</u>	 <u>\$ 2,352,100</u>	 <u>(\$ 161,616)</u>	 <u>\$ 2,310,000</u>	 <u>\$ 2,210,000</u>	 <u>\$ 2,210,000</u>

	<u>Actual Expenditures 2004-2005</u>	<u>Current Year Appropriation 2005-06</u>	<u>Year to Date Expenditures 12/31/05</u>	<u>Estimated Expenditures 2005-06</u>	<u>Budget 2006-2007</u>	<u>Budget 2007-2008</u>
Account Summary						
<u>Financial</u>						
Salaries & Benefits	168,325	187,345	103,139	213,500	170,177	172,585
Maintenance & Operation	61,422	42,522	13,592	44,083	46,539	33,833
Capital	-	-	-	-	-	-
Charges-Other Depts	-	-	-	-	-	-
Total	<u>\$ 229,747</u>	<u>\$ 229,867</u>	<u>\$ 116,732</u>	<u>\$ 257,583</u>	<u>216,716</u>	<u>206,418</u>

Personnel Classification Detail

	Budget <u>2004-2005</u>	Budget <u>2005-2006</u>	Estimated <u>2005-2006</u>	Budget <u>2006-2007</u>	Budget <u>2007-2008</u>
Administrative Analyst	0.10	0.10	0.10	0.10	0.10
Administrative Associate	0.40	0.40	0.40	0.40	0.40
Housing Develop. & Preservation Admin.	0.50	0.50	0.50	0.50	0.50
Housing Program Manager	0.40	0.40	0.40	0.40	0.40
Senior Accountant	0.10	0.10	0.10	0.10	0.10
Senior Administrative Analyst	0.50	0.50	0.50	0.50	0.50
Senior Community Dev. Supervisor	0.00	0.00	0.00	0.00	0.00
TOTAL	<u>2.00</u>	<u>2.00</u>	<u>2.00</u>	<u>2.00</u>	<u>2.00</u>

	Actual Expenditures 2004-2005	Current Year Appropriation 2005-06	Year to Date Expenditures 12/31/05	Estimated Expenditures 2005-06	Budget 2006-2007	Budget 2007-2008
Salaries & Benefits						
41100 Salaries	143,665	187,345	83,544	167,000	134,822	140,301
41300 Hourly Wages	1,029	-	91	5,000	-	-
41600 Compensated Absences	2,325	-	1,338			
41700 Other Benefits	439	-	20	41,500	2,081	2,164
41800 Life Insurance	365	-	239		350	363
41900 Disability Insurance	1,054	-	551		1,121	1,164
42000 Vision Insurance	371	-	237		84	87
42100 Medical Insurance	14,692	-	9,204		14,726	10,813
42200 Dental Insurance	1,114	-	712		-	
42300 Unemployment Insurance	145	-	84		135	140
42400 Compensation Insurance	984	-	460		742	772
42500 Medicare	2,142	-	954		1,952	2,035
42700 PERS Retirement	-	-	5,705		14,164	14,746
Total	168,325	187,345	103,139	213,500	170,177	172,585
Maintenance & Operation Detail						
42800 Auto Allowance	1,169	50	-	50	-	-
43110 Contractual Services	48,316	35,990	10,535	35,990	35,000	25,000
43150 City Services	167	-	-	-	-	-
44200 Advertising	953	500	374	500	500	500
44450 Postage	1,746	1,000	0	600	600	600
44600 Laundry & Towel Service	18	-	-	-	-	-
44650 Training	-	-	607	608	-	-
44750 Insurance & Surety Bonds	2,177	1,500	1,422	2,840	2,840	2,840
45050 Periodicals & Newspapers	624	200	-	200	-	-
45100 Books	1	-	-	-	-	-
45150 Furniture & Equipment	-	-	235	236	-	-
45250 Office Supplies	370	382	76	150	150	150

	Actual Expenditures 2004-2005	Current Year Appropriation 2005-06	Year to Date Expenditures 12/31/05	Estimated Expenditures 2005-06	Budget 2006-2007	Budget 2007-2008
45450 Printing and Graphics	403	400	307	400		
46900 Business Meetings	109	-	9	9	-	-
47000 Miscellaneous	5,368	2,500	26	2,500	7,449	4,743
Total	<u>\$ 61,422</u>	<u>\$ 42,522</u>	<u>\$ 13,592</u>	<u>\$ 44,083</u>	<u>46,539</u>	<u>33,833</u>

SUPPORTIVE HOUSING FUND
SUMMARY OF THE BUDGET FOR THE YEAR ENDED JUNE 30, 2007
FUND 204

	Actual Resources 2004-05	Original Estimate 2005-2006	Year to Date	Revised Estimated 2005-2006	Budget 2006-2007	Budget 2007-2008
<u>Estimated Financing Resources</u>						
<i>Revenue</i>						
Revenue From Other Agencies	1,719,560	2,107,000	84,564	2,100,000	2,100,000	2,100,000
Fund Balance - Prior Year	89,626	3,118,493	485,071	-	-	-
Total Estimated Financing Resources	<u>\$1,809,186</u>	<u>\$5,225,493</u>	<u>\$ 569,635</u>	<u>\$2,100,000</u>	<u>\$2,100,000</u>	<u>\$2,100,000</u>
<i>Estimated Requirements</i>						
Salaries & Benefits	238,310	701,520	116,471	474,178	282,887	380,000
Maintenance & Operation	1,570,876	4,523,973	453,164	834,414	1,424,886	1,443,000
Capital	-	-	-	-	-	-
Charges To Other Funds	-	-	-	-	-	-
Capital Projects	-	-	-	791,408	392,227	277,000
Unallocated	-	-	-	-	-	-
Total Estimated Requirements	<u>\$1,809,186</u>	<u>\$5,225,493</u>	<u>\$ 569,635</u>	<u>\$2,100,000</u>	<u>\$2,100,000</u>	<u>\$2,100,000</u>

Supportive Housing Fund
 DETAIL OF FINANCIAL RESOURCES
 FUND 204

<u>Source</u>	<u>Actual Resources 2004-05</u>	<u>Original Estimate 2005-06</u>	<u>Year to Date 12/31/05</u>	<u>Revised Estimated 2005-06</u>	<u>Budget 2006-2007</u>	<u>Budget 2007-2008</u>
<u>Revenue From Other Agencies</u>						
31420 Supportive Housing Prog	1,719,560	2,107,000	84,564	2,100,000	2,100,000	2,100,000
	<u>\$ 1,719,560</u>	<u>\$ 2,107,000</u>	<u>\$ 84,564</u>	<u>\$ 2,100,000</u>	<u>\$ 2,100,000</u>	<u>\$ 2,100,000</u>
 Total Revenue	 <u><u>\$ 1,719,560</u></u>	 <u><u>\$ 2,107,000</u></u>	 <u><u>\$ 84,564</u></u>	 <u><u>\$ 2,100,000</u></u>	 <u><u>\$ 2,100,000</u></u>	 <u><u>\$ 2,100,000</u></u>

Account Summary	<u>Actual Expenditures 2004-2005</u>	<u>Current Year Appropriation 2005-06</u>	<u>Year to Date Expenditures 12/31/05</u>	<u>Estimated Expenditures 2005-06</u>	<u>Budget 2006-2007</u>	<u>Budget 2007-2008</u>
<u>Financial</u>						
Salaries & Benefits	191,212	515,760	104,354	417,376	223,643	260,000
Maintenance & Operation	1,528,348	4,423,662	444,424	731,814	1,422,286	1,440,000
Capital	-	-	-	-	-	-
Charges-Other Depts	-	-	-	-	-	-
Total	<u>\$ 1,719,560</u>	<u>\$ 4,939,422</u>	<u>\$ 548,777</u>	<u>\$ 1,149,190</u>	<u>\$ 1,645,929</u>	<u>\$ 1,700,000</u>

	Actual Expenditures 2004-2005	Current Year Appropriation 2005-06	Year to Date Expenditures 12/31/05	Estimated Expenditures 2005-06	Budget 2006-2007	Budget 2007-2008
Salaries & Benefits						
41100 Salaries	31,778	319,660	43,507	88,000	155,000	200,000
41200 Overtime	104	-	-	-	-	-
41300 Hourly Wages	148,644	30,000	46,094	300,000	31,643	15,000
41600 Compensated Absences	480	-	739	1,400	-	-
41700 Other Benefits	81	-	42	86	37,000	45,000
41800 Life Insurance	60	-	124	250	-	-
41900 Disability Insurance	179	-	276	600	-	-
42000 Vision Insurance	80	-	119	240	-	-
42100 Medical Insurance	3,201	-	4,427	8,000	-	-
42200 Dental Insurance	397	-	322	600	-	-
42300 Unemployment Insurance	172	19,100	85	200	-	-
42400 Compensation Insurance	2,840	-	1,399	2,800	-	-
42500 Medicare	2,501	-	1,306	3,000	-	-
42600 Social Security/PARS	695	147,000	82	200	-	-
42700 PERS Retirement	-	-	5,833	12,000	-	-
Total	<u>191,212</u>	<u>515,760</u>	<u>104,354</u>	<u>417,376</u>	<u>223,643</u>	<u>260,000</u>

Maintenance & Operation Detail

42800 Auto Allowance	451	100	71	500	200	-
43080 Rent	635	-	-	70,000	-	-
43110 Contractual Services	180,819	9,528	71,643	150,000	20,000	-
43112 Direct Assistance	1,344,769	4,411,034	367,247	500,000	1,399,086	1,440,000
44300 Telephone	97	-	276	1,000	-	-
44750 Insurance & Surety Bonds	2,953	-	1,441	3,000	3,000	-
45150 Furniture & Equipment	-	-	1,314	1,314	-	-
45170 Computer Hardware	(1,869)	-	2,431	3,000	-	-
45250 Office Supplies	409	-	-	-	-	-

	Actual Expenditures 2004-2005	Current Year Appropriation 2005-06	Year to Date Expenditures 12/31/05	Estimated Expenditures 2005-06	Budget 2006-2007	Budget 2007-2008
45350 General Supplies	-	3,000	-	3,000	-	
45450 Printing and Graphics	20	-	-			
47000 Miscellaneous	65	-	-	-	-	
Total	<u>\$ 1,528,348</u>	<u>\$ 4,423,662</u>	<u>\$ 444,424</u>	<u>\$ 731,814</u>	<u>\$ 1,422,286</u>	<u>\$ 1,440,000</u>

Account Summary	<u>Actual Expenditures 2004-2005</u>	<u>Current Year Appropriation 2005-06</u>	<u>Year to Date Expenditures 12/31/05</u>	<u>Estimated Expenditures 2005-06</u>	<u>Budget 2006-2007</u>	<u>Budget 2007-2008</u>
<u>Financial</u>						
Salaries & Benefits	47,098	185,760	12,117	56,802	59,244	120,000
Maintenance & Operation	42,529	100,311	8,741	102,600	2,600	3,000
Capital	-	-	-	-	-	-
Charges-Other Depts	-	-	-	-	-	-
Total	<u>\$ 89,626</u>	<u>\$ 286,071</u>	<u>\$ 20,858</u>	<u>\$ 159,402</u>	<u>\$ 61,844</u>	<u>\$ 123,000</u>

Personnel Classification Detail

	Budget <u>2004-2005</u>	Budget <u>2005-2006</u>	Estimated <u>2005-2006</u>	Budget <u>2006-2007</u>	Budget <u>2007-2008</u>
Administrative Analyst	0.20	0.20	0.20	0.20	0.20
Administrative Associate	0.25	0.25	0.25	0.25	0.25
Case Worker I	0.00	1.00	1.00	1.00	1.00
Case Worker II	0.00	1.00	1.00	1.00	1.00
Community Development Supervisor	0.00	0.00	0.00	0.00	0.00
Senior Accountant	0.08	0.08	0.08	0.08	0.08
Senior Administrative Analyst	0.00	0.00	0.00	0.00	0.00
Housing Advisor	0.05	0.05	0.05	0.05	0.05
TOTAL	<u>0.58</u>	<u>2.58</u>	<u>2.58</u>	<u>2.58</u>	<u>2.58</u>

	Actual Expenditures 2004-2005	Current Year Appropriation 2005-06	Year to Date Expenditures 12/31/05	Estimated Expenditures 2005-06	Budget 2006-2007	Budget 2007-2008
Salaries & Benefits						
41100 Salaries	29,706	180,660	6,374	40,000		
41200 Overtime	104	-	-	-		
41300 Hourly Wages	12,204	-	2,504	5,000		
41600 Compensated Absences	454	-	214	450	47,784	100,000
41700 Other Benefits	80	-	26	52	11,460	20,000
41800 Life Insurance	60	-	45	90		
41900 Disability Insurance	172	-	101	200		
42000 Vision Insurance	78	-	47	100		
42100 Medical Insurance	3,009	-	1,398	2,800		
42200 Dental Insurance	369	-	122	250		
42300 Unemployment Insurance	19	5,100	8	5,100		
42400 Compensation Insurance	319	-	132	260		
42500 Medicare	524	-	206	500		
42700 PERS Retirement	-	-	942	2,000		
Total	<u>47,098</u>	<u>185,760</u>	<u>12,117</u>	<u>56,802</u>	<u>59,244</u>	<u>120,000</u>
Maintenance & Operation Detail						
42800 Auto Allowance	(66)	-	-	-		
43112 Direct Assistance	42,299	100,311	8,605	100,000		
43150 City Services	(60)	-	-	-		
44750 Insurance & Surety Bonds	355	-	136	2,600	2,600	3,000
Total	<u>\$ 42,529</u>	<u>\$ 100,311</u>	<u>\$ 8,741</u>	<u>\$ 102,600</u>	<u>\$ 2,600</u>	<u>\$ 3,000</u>

EMERGENCY SHELTER GRANT
SUMMARY OF THE BUDGET FOR THE YEAR ENDED JUNE 30, 2007
FUND 205

	Actual Resources 2004-05	Original Estimate 2005-2006	Year to Date	Revised Estimated 2005-2006	Budget 2006-2007	Budget 2007-2008
<u>Estimated Financing Resources</u>						
<i>Revenue</i>						
Revenue From Other Agencies	165,123	145,000	(1,765)	145,000	145,000	145,000
Fund Balance - Prior Year	0	3,000	34,250	3,000	-	-
Total Estimated Financing Resources	<u>\$ 165,123</u>	<u>\$ 148,000</u>	<u>\$ 32,485</u>	<u>\$ 148,000</u>	<u>\$ 145,000</u>	<u>\$ 145,000</u>
<i>Estimated Requirements</i>						
Salaries & Benefits	-	-	-	-	-	-
Maintenance & Operation	165,123	148,000	32,485	148,000	144,804	144,000
Capital	-	-	-	-	-	-
Charges To Other Funds	-	-	-	-	-	-
Capital Projects	-	-	-	-	196	1,000
Unallocated	-	-	-	-	-	-
Total Estimated Requirements	<u>\$ 165,123</u>	<u>\$ 148,000</u>	<u>\$ 32,485</u>	<u>\$ 148,000</u>	<u>\$ 145,000</u>	<u>\$ 145,000</u>

Emergency Shelter Grant
 DETAIL OF FINANCIAL RESOURCES
 FUND 205

<u>Source</u>	<u>Actual Resources 2004-05</u>	<u>Original Estimate 2005-06</u>	<u>Year to Date 12/31/05</u>	<u>Revised Estimated 2005-06</u>	<u>Budget 2006-2007</u>	<u>Budget 2007-2008</u>
<u>Revenue From Other Agencies</u>						
31450 Emergency Shelter Grant	165,123	145,000	(1,765)	145,000	145,000	145,000
	<u>\$ 165,123</u>	<u>\$ 145,000</u>	<u>(\$ 1,765)</u>	<u>\$ 145,000</u>	<u>\$ 145,000</u>	<u>\$ 145,000</u>
 Total Revenue	 <u>\$ 165,123</u>	 <u>\$ 145,000</u>	 <u>(\$ 1,765)</u>	 <u>\$ 145,000</u>	 <u>\$ 145,000</u>	 <u>\$ 145,000</u>

Account Summary	<u>Actual Expenditures 2004-2005</u>	<u>Current Year Appropriation 2005-06</u>	<u>Year to Date Expenditures 12/31/05</u>	<u>Estimated Expenditures 2005-06</u>	<u>Budget 2006-2007</u>	<u>Budget 2007-2008</u>
<u>Financial</u>						
Salaries & Benefits	-	-	-	-	-	-
Maintenance & Operation	165,123	148,000	32,485	148,000	144,804	144,000
Capital	-	-	-	-	-	-
Charges-Other Depts	-	-	-	-	-	-
Total	<u>\$ 165,123</u>	<u>\$ 148,000</u>	<u>\$ 32,485</u>	<u>\$ 148,000</u>	<u>\$ 144,804</u>	<u>\$ 144,000</u>

	Actual Expenditures 2004-2005	Current Year Appropriation 2005-06	Year to Date Expenditures 12/31/05	Estimated Expenditures 2005-06	Budget 2006-2007	Budget 2007-2008
Salaries & Benefits						
Total	-	-	-	-	-	-
Maintenance & Operation Detail						
43110 Contractual Services	-	-	-	-	-	-
43112 Direct Assistance	165,123	148,000	32,485	148,000	144,804	144,000
Total	165,123	148,000	32,485	148,000	144,804	144,000

WORKFORCE INVESTMENT ACT FUND
SUMMARY OF THE BUDGET FOR THE YEAR ENDED JUNE 30, 2007
FUND 206

	Actual Resources 2004-05	Original Estimate 2005-2006	Year to Date	Revised Estimated 2005-2006	Budget 2006-2007	Budget 2007-2008
<u>Estimated Financing Resources</u>						
<i>Revenue</i>						
Revenue From Other Agencies	3,015,981	4,807,723	337,195	5,186,006	3,799,746	3,427,097
Transfer From Other Funds	-	-	-	-	-	-
Misc & Non Operating Revenues	(6,487)	-	21,360	-	21,732	20,000
Fund Balance - Prior Year	-	69,255	2,352,042	-	-	-
Total Estimated Financing Resources	<u>\$3,009,494</u>	<u>\$4,876,978</u>	<u>\$2,710,597</u>	<u>\$5,186,006</u>	<u>\$3,821,478</u>	<u>\$3,447,097</u>
<i>Estimated Requirements</i>						
Salaries & Benefits	1,967,530	2,741,466	1,260,343	2,741,466	2,705,187	2,786,344
Maintenance & Operation	1,017,240	2,075,512	1,450,254	1,756,810	1,070,141	660,753
Capital	-	60,000	-	60,000	-	-
Charges To Other Funds	-	-	-	-	-	-
Capital Projects	24,724	-	-	627,730	46,150	-
Unallocated	6,487	-	-	-	-	-
Total Estimated Requirements	<u>\$3,015,981</u>	<u>\$4,876,978</u>	<u>\$2,710,597</u>	<u>\$5,186,006</u>	<u>\$3,821,478</u>	<u>\$3,447,097</u>

WORKFORCE INVESTMENT ACT FUND
 DETAIL OF FINANCIAL RESOURCES
 FUND 206

<u>Source</u>	Actual Resources 2004-05	Original Estimate 2005-06	Year to Date 12/31/05	Revised Estimated 2005-06	Budget 2006-2007	Budget 2007-2008
<u>Revenue From Other Agencies</u>						
31701 WIA Title I Adult	710,044	735,122	16,023	757,858	682,072	682,072
31702 WIA Title I Youth	722,749	657,350	(21,030)	677,680	609,912	609,912
31703 WIA Dislocated Worker	719,958	844,022	17,176	870,126	783,113	783,113
31704 WIA Discretionary	-	714,700	-	292,000	475,000	475,000
31705 L.A. City WIA Title I Adult	-	-	-	-	-	-
31706 L.A. City WIA Dislocated	-	-	-	-	-	-
31707 WIA SALT Funds	2,411	-	3,541	-	14,649	7,000
31708 Sectoral Demonstration Grant	-	-	-	-	-	-
31709 L.A. City WIA Youth	-	-	-	-	-	-
31711 WIA 15% Governor's Discr Grant	2,003	-	37,652	400,200	515,000	300,000
31712 WIA Wagner Peyser Grant	464	-	1,786	22,500	-	-
31730 Title III Rapid Response	382,903	200,000	178,552	524,317	550,000	400,000
31756 CalWork Youth - County	277,701	279,010	(8,034)	263,806	-	-
31791 WIA Emergency Grant	-	1,197,519	92,932	1,197,519	-	-
34000 GAIN Assessment	121,230	130,000	35,265	130,000	130,000	130,000
34200 Hawthorne WIA PAN	76,518	50,000	(16,668)	50,000	40,000	40,000
	<u>\$ 3,015,981</u>	<u>\$ 4,807,723</u>	<u>\$ 337,195</u>	<u>\$ 5,186,006</u>	<u>\$ 3,799,746</u>	<u>\$ 3,427,097</u>
<u>Transfer From Other Funds</u>						
39110 Transfer - Special Revenue	-	-	-	-	-	-
Total	<u>\$ -</u>	<u>\$ -</u>	<u>\$ -</u>	<u>\$ -</u>	<u>\$ -</u>	<u>\$ -</u>
<u>Misc & Non Operating Revenue</u>						
38560 Miscellaneous Revenue	(6,487)	-	21,360	-	21,732	20,000
Total	<u>(\$ 6,487)</u>	<u>\$ -</u>	<u>\$ 21,360</u>	<u>\$ -</u>	<u>\$ 21,732</u>	<u>\$ 20,000</u>
Total Revenue	<u>\$ 3,009,494</u>	<u>\$ 4,807,723</u>	<u>\$ 358,555</u>	<u>\$ 5,186,006</u>	<u>\$ 3,821,478</u>	<u>\$ 3,447,097</u>

Account Summary	<u>Actual Expenditures 2004-2005</u>	<u>Current Year Appropriation 2005-06</u>	<u>Year to Date Expenditures 12/31/05</u>	<u>Estimated Expenditures 2005-06</u>	<u>Budget 2006-2007</u>	<u>Budget 2007-2008</u>
<u>Financial</u>						
Salaries & Benefits	303,435	461,273	177,887	461,273	445,890	459,267
Maintenance & Operation	71,216	52,000	34,557	52,000	54,000	55,000
Capital	-	-	-	-	-	-
Charges-Other Depts	(99,294)	-	(204,470)	-	-	-
Total	<u>\$ 275,357</u>	<u>\$ 513,273</u>	<u>\$ 7,975</u>	<u>\$ 513,273</u>	<u>\$ 499,890</u>	<u>\$ 514,267</u>

Personnel Classification Detail

	<u>Budget 2004-2005</u>	<u>Budget 2005-2006</u>	<u>Estimated 2005-2006</u>	<u>Budget 2006-2007</u>	<u>Budget 2007-2008</u>
Accounting Technician	0.00	0.00	0.00	1.00	1.00
Administrative Analyst	0.65	0.65	0.65	0.65	0.65
Administrative Associate	1.00	1.00	1.00	1.00	1.00
Community Development Supervisor	0.55	0.55	0.55	0.55	0.55
Data Entry Operator	0.00	0.00	0.00	0.00	0.00
Director Of Comm. Devel. & Housing	0.10	0.10	0.10	0.10	0.10
Office Services Specialist	0.00	0.00	0.00	0.00	0.00
Senior Accountant	0.20	0.20	0.20	0.20	0.20
Senior Administrative Analyst	0.00	0.00	0.00	0.00	0.00
Senior Office Services Specialist	1.20	1.20	1.20	1.20	1.20
Workforce Development Administrator	0.50	0.50	0.50	0.50	0.50
TOTAL	<u>4.20</u>	<u>4.20</u>	<u>4.20</u>	<u>5.20</u>	<u>5.20</u>

	Actual Expenditures 2004-2005	Current Year Appropriation 2005-06	Year to Date Exp-nditures 12/31/05	Estimated Expenditures 2005-06	Budget 2006-2007	Budget 2007-2008
Salaries & Benefits						
41100 Salaries	244,105	368,178	147,221	368,178	286,600	295,198
41200 Overtime	214	-	-	-	-	-
41300 Hourly Wages	26,648	42,822	3,192	42,822	74,462	76,696
41600 Compensated Absences	4,034	-	2,259	-	-	-
41700 Other Benefits	63	-	19	-	84,828	87,373
41800 Life Insurance	537	-	361	-	-	-
41900 Disability Insurance	1,700	-	969	-	-	-
42000 Vision Insurance	519	44,175	297	44,175	-	-
42100 Medical Insurance	16,833	6,098	9,438	6,098	-	-
42200 Dental Insurance	1,157	-	726	-	-	-
42300 Unemployment Insurance	271	-	148	-	-	-
42400 Compensation Insurance	4,474	-	2,450	-	-	-
42500 Medicare	2,604	-	1,272	-	-	-
42600 Social Security/PARS	275	-	52	-	-	-
42700 PERS Retirement	-	-	9,482	-	-	-
Total	<u>303,435</u>	<u>461,273</u>	<u>177,887</u>	<u>461,273</u>	<u>445,890</u>	<u>459,267</u>
Maintenance & Operation Detail						
42800 Auto Allowance	171	2,600	72	2,800	2,800	2,800
43080 Rent	14,412	-	-	-	-	-
43110 Contractual Services	10,973	3,000	3,383	3,600	4,000	4,000
43150 City Services	167	200	2,215	4,428	4,428	4,428
44100 Repairs to Equipment	-	500	-	-	-	-
44120 Repairs to Office Equip	211	500	-	-	-	-
44200 Advertising	4,932	2,300	5,404	5,623	1,326	1,326
44300 Telephone	5,599	4,800	2,704	4,734	6,245	6,245
44450 Postage	1,039	2,724	121	260	600	600
44550 Travel	1,625	2,985	1,790	6,250	6,250	6,250
44650 Training	1,935	1,740	390	1,750	1,750	1,750
44700 Computer Software	180	1,600	-	1,000	1,000	1,000

	Actual Expenditures 2004-2005	Current Year Appropriation 2005-06	Year to Date Expenditures 12/31/05	Estimated Expenditures 2005-06	Budget 2006-2007	Budget 2007-2008
44750 Insurance & Surety Bonds	4,934	6,434	2,740	5,480	5,480	5,980
44800 Membership and Dues	8,755	6,500	500	4,800	4,800	4,800
45050 Periodicals & Newspapers	1,023	1,200	100	850	850	850
45100 Books	65	400	22	200	200	200
45150 Furniture & Equipment	202	1,000	-	-	-	-
45170 Computer Hardware	257	-	-	1,200	2,800	2,800
45250 Office Supplies	11,023	8,258	4,514	4,276	6,543	6,543
45400 Reports & Publications	48	-	797	1,100	1,100	1,100
45450 Printing and Graphics	98	1,913	1,819	1,123	1,123	1,123
46900 Business Meetings	2,358	1,500	7,799	1,256	1,435	1,935
47000 Miscellaneous	1,208	1,846	190	1,270	1,270	1,270
49050 Charges-Other Depts	(99,294)	-	(204,470)	-	-	-
Total	<u>(\$ 28,078)</u>	<u>\$ 52,000</u>	<u>(\$ 169,912)</u>	<u>\$ 52,000</u>	<u>\$ 54,000</u>	<u>\$ 55,000</u>

Account Summary	<u>Actual Expenditures 2004-2005</u>	<u>Current Year Appropriation 2005-06</u>	<u>Year to Date Expenditures 12/31/05</u>	<u>Estimated Expenditures 2005-06</u>	<u>Budget 2006-2007</u>	<u>Budget 2007-2008</u>
<u>Financial</u>						
Salaries & Benefits	1,664,095	2,280,193	1,082,456	2,280,193	2,259,297	2,327,077
Maintenance & Operation	946,024	2,023,512	1,415,697	1,704,810	1,016,141	605,753
Capital	-	60,000		60,000		
Charges-Other Depts	99,294	-	204,470	-	-	-
Total	<u>\$ 2,709,413</u>	<u>\$ 4,363,706</u>	<u>\$ 2,702,623</u>	<u>\$ 4,045,003</u>	<u>\$ 3,275,438</u>	<u>\$ 2,932,830</u>

Personnel Classification Detail

	Budget 2004-2005	Budget 2005-2006	Estimated 2005-2006	Budget 2006-2007	Budget 2007-2008
Administrative Analyst	2.35	2.35	2.35	2.35	2.35
Administrative Assistant	0.00	0.00	0.00	0.00	0.00
Administrative Associate	0.00	1.00	1.00	1.00	1.00
Case Worker I	0.00	3.00	3.00	3.00	3.00
Case Worker II	0.00	5.00	5.00	5.00	5.00
Community Development Supervisor	1.45	1.45	1.45	0.45	0.45
Custodial Worker	0.00	1.00	1.00	1.00	1.00
Customer Service Representative	1.00	2.00	2.00	2.00	2.00
Executive Analyst	0.00	1.00	1.00	1.00	1.00
Office Services Specialist II	0.00	0.00	0.00	0.00	0.00
Office Specialist II	1.00	1.00	1.00	1.00	1.00
PC Specialist	1.00	1.00	1.00	1.00	1.00
Program Specialist	0.00	0.00	0.00	0.00	0.00
Senior Administrative Analyst	1.00	1.00	1.00	1.00	1.00
Senior Community Development Supervisor	0.00	0.00	0.00	1.00	1.00
Senior Office Services Specialist	1.80	1.80	1.80	1.80	1.80
Workforce Development Administrator	0.50	0.50	0.50	0.50	0.50
TOTAL	<u>10.10</u>	<u>22.10</u>	<u>22.10</u>	<u>22.10</u>	<u>22.10</u>

	Actual Expenditures 2004-2005	Current Year Appropriation 2005-06	Year to Date Expenditures 12/31/05	Estimated Expenditures 2005-06	Budget 2006-2007	Budget 2007-2008
Salaries & Benefits						
41100 Salaries	614,636	2,025,167	490,985	1,739,934	1,638,376	1,687,528
41200 Overtime	536	-	142	284		
41300 Hourly Wages	926,045	25,450	458,812	539,975	162,326	167,196
41600 Compensated Absences	10,160	-	7,232			
41700 Other Benefits	536	-	1,409		458,595	472,353
41800 Life Insurance	1,333	-	1,213			
41900 Disability Insurance	4,345	-	3,095			
42000 Vision Insurance	1,349	-	1,111			
42100 Medical Insurance	40,798	229,576	30,490			
42200 Dental Insurance	3,243	-	3,904			
42300 Unemployment Insurance	1,513	-	733			
42400 Compensation Insurance	24,964	-	11,912			
42500 Medicare	19,474	-	12,241			
42600 Social Security/PARS	15,162	-	17,091			
42700 PERS Retirement	-	-	42,085			
Total	<u>1,664,095</u>	<u>2,280,193</u>	<u>1,082,456</u>	<u>2,280,193</u>	<u>2,259,297</u>	<u>2,327,077</u>

Maintenance & Operation Detail

42800 Auto Allowance	488	1,500	2,466	3,124	2,650	2,650
42900 Uniform Allowance	-	60	-		200	200
43050 Repairs-Bldgs & Grounds	4,931	-	(1,887)			
43060 Utilities	60,587	64,451	31,582	64,451	66,322	67,638
43080 Rent	190,251	200,000	38,792	198,420	190,465	194,396
43110 Contractual Services	9,209	16,600	5,632	16,600	35,320	35,320
43112 Direct Assistance	590,018	1,593,512	1,274,810	1,274,810	566,141	150,405
43150 City Services	-	300	1,134	2,468	1,357	1,357
44100 Repairs to Equipment	-	(500)	-		200	200
44120 Repairs to Office Equip	1,230	-	712	857	1,248	1,248
44200 Advertising	1,266	(6,500)	10,221	12,420	9,890	9,890
44300 Telephone	9,093	29,500	5,179	10,358	10,358	10,358

	Actual Expenditures 2004-2005	Current Year Appropriation 2005-06	Year to Date Expenditures 12/31/05	Estimated Expenditures 2005-06	Budget 2006-2007	Budget 2007-2008
44400 Janitorial Services	6,567	13,500	5,934	10,643	9,868	11,868
44450 Postage	3,253	13,000	4,796	9,850	9,986	9,986
44550 Travel	1,759	6,500	783	6,500	7,400	7,400
44600 Laundry & Towel Service	168	400	-		200	200
44650 Training	3,386	3,200	779	3,100	2,400	2,400
44700 Computer Software	178	3,627	-	3,823	4,785	4,785
44750 Insurance & Surety Bonds	25,721	29,000	12,274	24,548	29,560	29,560
45050 Periodicals & Newspapers	462	1,000	391	879	896	896
45100 Books	6,840	8,320	1,494	4,785	3,896	3,896
45150 Furniture & Equipment	-	2,500	-	5,748	3,896	3,897
45170 Computer Hardware	3,659	4,732	991	12,578	7,897	5,897
45250 Office Supplies	19,779	23,870	14,357	26,486	32,875	32,975
45350 General Supplies	3,600	8,700	2,271	5,542	9,784	9,784
45450 Printing and Graphics	18	1,500	40	1,274	3,000	3,000
46900 Business Meetings	386	890	1,000	1,654	2,458	2,458
47000 Miscellaneous	3,175	3,850	1,946	3,892	3,089	3,089
49050 Charges-Other Depts	99,294	-	204,470			
Total	<u>\$ 1,045,318</u>	<u>\$ 2,023,512</u>	<u>\$ 1,620,167</u>	<u>\$ 1,704,810</u>	<u>\$ 1,016,141</u>	<u>\$ 605,753</u>

AFFORDABLE HOUSING TRUST FUND
SUMMARY OF THE BUDGET FOR THE YEAR ENDED JUNE 30, 2007
FUND 209

	Actual Resources 2004-05	Original Estimate 2005-2006	Year to Date	Revised Estimated 2005-2006	Budget 2006-2007	Budget 2007-2008
<u>Estimated Financing Resources</u>						
<i>Revenue</i>						
Revenue From Other Agencies	-	-	-	-	3,000,000	-
Misc & Non Operating Revenues	-	-	-	-	-	-
Fund Balance - Prior Year	-	-	-	-	-	-
Total Estimated Financing Resources	<u>\$ -</u>	<u>\$ -</u>	<u>\$ -</u>	<u>\$ -</u>	<u>\$3,000,000</u>	<u>\$ -</u>
<i>Estimated Requirements</i>						
Salaries & Benefits	-	-	-	-	-	-
Maintenance & Operation	-	-	-	-	-	-
Capital	-	-	-	-	-	-
Charges To Other Funds	-	-	-	-	-	-
Capital Projects	-	-	-	-	-	-
Unallocated	-	-	-	-	3,000,000	-
Total Estimated Requirements	<u>\$ -</u>	<u>\$ -</u>	<u>\$ -</u>	<u>\$ -</u>	<u>\$3,000,000</u>	<u>\$ -</u>

AFFORDABLE HOUSING TRUST FUND
 DETAIL OF FINANCIAL RESOURCES
 FUND 209

<u>Source</u>	Actual Resources 2004-05	Original Estimate 2005-06	Year to Date 12/31/05	Revised Estimated 2005-06	Budget 2006-2007	Budget 2007-2008
<u>Revenue From Other Agencies</u>						
34501 Affordable Housing in Lieu Fees	-	-	-	-	3,000,000	-
	\$ -	\$ -	\$ -	\$ -	\$ 3,000,000	\$ -
 <u>Misc & Non Operating Revenue</u>						
38560 Miscellaneous Revenue	-	-	-	-	-	-
Total	\$ -	\$ -	\$ -	\$ -	\$ -	\$ -
 Total Revenue	<u>\$ -</u>	<u>\$ -</u>	<u>\$ -</u>	<u>\$ -</u>	<u>\$ 3,000,000</u>	<u>\$ -</u>

LOW & MODERATE HOUSING FUND
SUMMARY OF THE BUDGET FOR THE YEAR ENDED JUNE 30, 2007
FUND 242

	Actual Resources 2004-05	Original Estimate 2005-2006	Year to Date	Revised Estimated 2005-2006	Budget 2006-2007	Budget 2007-2008
<u>Estimated Financing Resources</u>						
<i>Revenue</i>						
Property Taxes	5,548,095	5,336,000	235,719	5,336,000	5,336,000	5,458,000
Use of Money & Property	488,386	468,000	42,966	450,000	160,000	160,000
Misc & Non Operating Revenues	2,048,251	580,000	3,862,442	5,871,400	750,000	750,000
Fund Balance - Prior Year	-	-	-	-	-	-
Total Estimated Financing Resources	<u>\$8,084,732</u>	<u>\$ 6,384,000</u>	<u>\$4,141,127</u>	<u>\$11,657,400</u>	<u>\$6,246,000</u>	<u>\$6,368,000</u>
<i>Estimated Requirements</i>						
Salaries & Benefits	1,411,786	951,825	782,019	1,569,739	1,930,338	1,987,772
Maintenance & Operation	767,956	2,653,192	359,291	916,240	974,188	1,010,236
Capital	-	-	-	-	-	-
Charges To Other Funds	-	-	-	-	-	-
Capital Projects	5,904,990	2,778,983	2,999,817	9,171,421	3,341,474	3,369,992
Transfers to Other Funds	-	-	-	-	-	-
Unallocated	-	-	-	-	-	-
Total Estimated Requirements	<u>\$8,084,732</u>	<u>\$ 6,384,000</u>	<u>\$4,141,127</u>	<u>\$11,657,400</u>	<u>\$6,246,000</u>	<u>\$6,368,000</u>

LOW & MODERATE HOUSING FUND
 DETAIL OF FINANCIAL RESOURCES
 FUND 242

Source	Actual Resources 2004-05	Original Estimate 2005-06	Year to Date 12/31/05	Revised Estimated 2005-06	Budget 2006-2007	Budget 2007-2008
<u>Property Taxes</u>						
30010 Property Tax Current	5,304,786	5,136,000	186,044	5,136,000	5,136,000	5,328,000
30020 Property Tax Delinquent	191,800	100,000	58,334	100,000	100,000	100,000
30030 Property Tax Supplement	51,509	100,000	(8,659)	100,000	100,000	30,000
Total	<u>\$ 5,548,095</u>	<u>\$ 5,336,000</u>	<u>\$ 235,719</u>	<u>\$ 5,336,000</u>	<u>\$ 5,336,000</u>	<u>\$ 5,458,000</u>
<u>Uses of Money & Property</u>						
38000 Interest & Inv. Revenue	375,951	365,000	42,966	365,000	160,000	160,000
38005 Interest & Inv. (GASB 31)	9,173	-	-	-	-	-
38200 Rental Income	103,262	103,000	-	85,000	-	-
Total	<u>\$ 488,386</u>	<u>\$ 468,000</u>	<u>\$ 42,966</u>	<u>\$ 450,000</u>	<u>\$ 160,000</u>	<u>\$ 160,000</u>
<u>Misc & Non Operating Revenue</u>						
38560 Miscellaneous Revenue	2,048,251	580,000	1,072,779	1,968,400	750,000	750,000
39080 Sale of Property	-	-	2,789,663	3,903,000	-	-
Total	<u>\$ 2,048,251</u>	<u>\$ 580,000</u>	<u>\$ 3,862,442</u>	<u>\$ 5,871,400</u>	<u>\$ 750,000</u>	<u>\$ 750,000</u>
Total Revenue	<u>\$ 8,084,732</u>	<u>\$ 6,384,000</u>	<u>\$ 4,141,127</u>	<u>\$ 11,657,400</u>	<u>\$ 6,246,000</u>	<u>\$ 6,368,000</u>

Account Summary	<u>Actual Expenditures 2004-2005</u>	<u>Current Year Appropriation 2005-06</u>	<u>Year to Date Expenditures 12/31/05</u>	<u>Estimated Expenditures 2005-06</u>	<u>Budget 2006-2007</u>	<u>Budget 2007-2008</u>
<u>Financial</u>						
Salaries & Benefits	500,116	580,870	256,254	517,551	759,357	782,766
Maintenance & Operation	457,412	446,717	185,484	457,202	510,427	549,127
Capital	-	-	-	-	-	-
Charges-Other Depts	-	-	-	-	-	-
Total	<u>\$ 957,528</u>	<u>\$ 1,027,587</u>	<u>\$ 441,738</u>	<u>\$ 974,753</u>	<u>1,269,784</u>	<u>1,331,893</u>

Personnel Classification Detail

	Budget 2004-2005	Budget 2005-2006	Estimated 2005-2006	Budget 2006-2007	Budget 2007-2008
Accounting Services Administrator	0.05	0.05	0.05	0.05	0.05
Administrative Analyst	1.40	1.40	1.40	1.40	1.40
Administrative Associate	0.85	0.85	0.85	0.85	0.85
Assistant City Attorney	0.00	0.00	0.00	0.00	0.00
Asst. Dir. of Comm. Devel. & Housing	0.20	0.20	0.20	0.20	0.20
Building Inspector	0.00	0.00	0.00	0.00	0.00
Community Devel. Supervisor	0.00	0.00	0.00	0.00	0.00
Deputy City Attorney	0.10	0.10	0.10	0.10	0.10
Director Of Comm. Devel. & Housing	0.30	0.30	0.30	0.30	0.30
Executive Secretary	0.00	0.00	0.00	0.00	0.00
Housing Develp. & Preservation Admin.	0.50	0.50	0.50	0.50	0.50
Housing Program Manager	0.60	0.60	0.60	0.60	0.60
Office Specialist II	0.20	0.20	0.20	0.20	0.20
Office Services Supervisor	0.50	0.50	0.50	0.50	0.50
Program Specialist	0.00	0.00	0.00	0.00	0.00
Senior Accountant	0.10	0.10	0.10	0.10	0.10
Senior Administrative Analyst	0.50	0.50	0.50	0.50	0.50
Sr. Community Development Supervisor	0.00	0.00	0.00	0.00	0.00
Sr. IT Applications Specialist	0.15	0.15	0.15	0.15	0.15
Sr. Office Services Specialist	1.00	1.00	1.00	1.00	1.00
TOTAL	<u>6.45</u>	<u>6.45</u>	<u>6.45</u>	<u>6.45</u>	<u>6.45</u>

G
-
97

	Actual Expenditures 2004-2005	Current Year Appropriation 2005-06	Year to Date Expenditures 12/31/05	Estimated Expenditures 2005-06	Budget 2006-2007	Budget 2007-2008
Salaries & Benefits						
41100 Salaries	412,372	560,845	201,452	394,000	585,401	603,136
41200 Overtime	586	-	126	126	-	-
41300 Hourly Wages	13,125	20,025	3,365	20,025	49,242	50,677
41600 Compensated Absences	7,014	-	3,482	-	-	-
41700 Other Benefits	4,195	-	880	103,400	7,924	8,180
41800 Life Insurance	984	-	506	-	1,145	1,174
41900 Disability Insurance	3,030	-	1,298	-	4,002	4,199
42000 Vision Insurance	1,156	-	527	-	355	368
42100 Medical Insurance	45,908	-	24,977	-	43,527	45,031
42200 Dental Insurance	4,172	-	2,295	-	-	-
42300 Unemployment Insurance	432	-	205	-	580	599
42400 Compensation Insurance	2,403	-	1,127	-	3,188	3,293
42500 Medicare	4,725	-	2,294	-	8,405	8,683
42600 Social Security/PARS	15	-	33	-	-	-
42700 PERS Retirement	-	-	13,687	-	55,588	57,426
Total	<u>500,116</u>	<u>580,870</u>	<u>256,254</u>	<u>517,551</u>	<u>759,357</u>	<u>782,766</u>

Maintenance & Operation Detail

42800 Auto Allowance	1,227	3,500	2,918	6,000	6,300	6,300
43080 Rent	18,348	18,400	-	18,400	23,592	23,592
43110 Contractual Services	161,575	118,460	18,878	118,460	132,860	143,460
43113 County Property Tax Admin	85,886	88,845	89,260	90,000	91,000	92,000
43150 City Services	131,988	159,012	50,733	159,012	186,450	212,450
44100 Repairs to Equipment	168	-	-	-	-	-
44120 Repairs to Office Equip	427	600	481	800	800	800
44200 Advertising	4,661	5,000	3,357	6,000	6,300	6,300
44300 Telephone	5,789	1,200	1,588	3,200	3,350	3,550
44450 Postage	3,555	5,000	2,196	5,000	5,500	5,500
44550 Travel	1,936	1,350	240	1,350	2,975	3,475
44650 Training	10,907	2,500	2,742	5,000	5,000	5,000

	Actual Expenditures 2004-2005	Current Year Appropriation 2005-06	Year to Date Expenditures 12/31/05	Estimated Expenditures 2005-06	Budget 2006-2007	Budget 2007-2008
44700 Computer Software	-	3,000	-	3,000	3,000	3,000
44750 Insurance & Surety Bonds	7,457	13,800	3,484	13,800	8,500	8,900
44800 Membership and Dues	1,680	550	250	550	600	600
45050 Periodicals & Newspapers	-	200	119	240	300	300
45100 Books	300	200	-	200	200	200
45150 Furniture & Equipment	627	5,000	235	5,000	5,000	5,000
45170 Computer Hardware	-	3,000	-	3,000	4,000	4,000
45200 Maps and Blue Prints	-	300	-	300	300	300
45250 Office Supplies	7,910	9,000	4,441	9,000	11,200	11,200
45350 General Supplies	66	-	-	-	-	-
45400 Reports & Publications	-	-	684	690	200	200
45450 Printing and Graphics	3,406	2,000	1,147	2,200	4,000	4,000
46900 Business Meetings	1,917	800	703	1,000	1,000	1,000
47000 Miscellaneous	7,582	5,000	2,026	5,000	8,000	8,000
Total	<u>\$ 457,412</u>	<u>\$ 446,717</u>	<u>\$ 185,484</u>	<u>\$ 457,202</u>	<u>510,427</u>	<u>549,127</u>

Account Summary	<u>Actual Expenditures 2004-2005</u>	<u>Current Year Appropriation 2005-06</u>	<u>Year to Date Expenditures 12/31/05</u>	<u>Estimated Expenditures 2005-06</u>	<u>Budget 2006-2007</u>	<u>Budget 2007-2008</u>
<u>Financial</u>						
Salaries & Benefits	812,665	370,955	468,172	937,000	1,043,500	1,073,700
Maintenance & Operation	33,176	549,303	19,499	35,300	39,600	39,600
Capital	-	-	-	-	-	-
Charges-Other Depts	-	-	-	-	-	-
Total	<u>\$ 845,841</u>	<u>\$ 920,258</u>	<u>\$ 487,671</u>	<u>\$ 972,300</u>	<u>\$ 1,083,100</u>	<u>\$ 1,113,300</u>

Personnel Classification Detail

	Budget 2004-2005	Budget 2005-2006	Estimated 2005-2006	Budget 2006-2007	Budget 2007-2008
Administrative Analyst	1.00	1.00	1.00	1.00	1.00
TOTAL	1.00	1.00	1.00	1.00	1.00

Personnel Classification Detail

	Budget 2004-2005	Budget 2005-2006	Estimated 2005-2006	Budget 2006-2007	Budget 2007-2008
Administrative Associate	1.00	1.00	1.00	1.00	1.00
TOTAL	1.00	1.00	1.00	1.00	1.00

Personnel Classification Detail

	Budget 2004-2005	Budget 2005-2006	Estimated 2005-2006	Budget 2006-2007	Budget 2007-2008
Administrative Analyst	1.00	1.00	1.00	1.00	1.00
TOTAL	1.00	1.00	1.00	1.00	1.00

Personnel Classification Detail

	Budget <u>2004-2005</u>	Budget <u>2005-2006</u>	Estimated <u>2005-2006</u>	Budget <u>2006-2007</u>	Budget <u>2007-2008</u>
Administrative Analyst	2.00	2.00	2.00	2.00	2.00
Building Inspector	1.00	1.00	1.00	1.00	1.00
Legal Secretary	0.15	0.15	0.15	0.15	0.15
Neighborhood Services Inspector	3.00	3.00	3.00	3.00	3.00
Neighborhood Services Field Rep.	2.79	2.79	2.79	2.79	2.79
Office Services Specialist II	3.00	3.00	3.00	3.00	3.00
Program Coordinator	0.00	0.00	0.00	2.00	2.00
Program Specialist	2.00	2.00	2.00	0.00	0.00
TOTAL	<u>13.94</u>	<u>13.94</u>	<u>13.94</u>	<u>13.94</u>	<u>13.94</u>

	Actual Expenditures 2004-2005	Current Year Appropriation 2005-06	Year to Date Expenditures 12/31/05	Estimated Expenditures 2005-06	Budget 2006-2007	Budget 2007-2008
Salaries & Benefits						
41100 Salaries	709,680	370,955	385,452	771,000	829,000	853,000
41300 Hourly Wages	760	-	-	-	-	-
41600 Compensated Absences	12,744	-	6,605	13,000	14,000	15,000
41700 Other Benefits	2,833	-	429	1,000	1,000	1,000
41800 Life Insurance	431	-	442	1,000	1,000	1,000
41900 Disability Insurance	3,531	-	2,036	4,000	4,500	5,000
42000 Vision Insurance	1,167	-	601	1,000	1,000	1,000
42100 Medical Insurance	60,538	-	34,532	69,000	80,000	80,000
42200 Dental Insurance	6,701	-	3,529	7,000	8,000	8,000
42300 Unemployment Insurance	711	-	385	1,000	1,000	700
42400 Compensation Insurance	3,909	-	2,120	4,000	5,000	5,000
42500 Medicare	9,660	-	5,283	11,000	12,000	12,000
42700 PERS Retirement	-	-	26,758	54,000	87,000	92,000
Total	<u>812,665</u>	<u>370,955</u>	<u>468,172</u>	<u>937,000</u>	<u>1,043,500</u>	<u>1,073,700</u>
Maintenance & Operation Detail						
42800 Auto Allowance	14,973	-	9,000	13,800	13,800	13,800
43112 Direct Assistance	-	549,303	-	-	-	-
43150 City Services	22	-	-	100	300	300
44300 Telephone	5,077	-	3,083	6,000	6,000	6,000
44450 Postage	11	-	24	400	1,500	1,500
44550 Travel	810	-	-	-	500	500
44650 Training	-	-	-	-	500	500
44750 Insurance & Surety Bonds	11,606	-	6,553	13,000	13,000	13,000
45170 Computer Hardware	-	-	790	1,000	2,000	2,000
45250 Office Supplies	63	-	50	1,000	2,000	2,000

	Actual Expenditures 2004-2005	Current Year Appropriation 2005-06	Year to Date Expenditures 12/31/05	Estimated Expenditures 2005-06	Budget 2006-2007	Budget 2007-2008
45350 General Supplies	480	-	-	-	-	-
45400 Reports & Publications	6	-	-	-	-	-
47000 Miscellaneous	127	-	-	-	-	-
Total	<u>\$ 33,176</u>	<u>\$ 549,303</u>	<u>\$ 19,499</u>	<u>\$ 35,300</u>	<u>\$ 39,600</u>	<u>\$ 39,600</u>

Account Summary	<u>Actual Expenditures 2004-2005</u>	<u>Current Year Appropriation 2005-06</u>	<u>Year to Date Expenditures 12/31/05</u>	<u>Estimated Expenditures 2005-06</u>	<u>Budget 2006-2007</u>	<u>Budget 2007-2008</u>
<u>Financial</u>						
Salaries & Benefits	99,004	-	57,594	115,188	127,481	131,306
Maintenance & Operation	277,369	1,657,172	154,308	423,738	424,161	421,509
Capital	-	-	-	-	-	-
Charges-Other Depts	-	-	-	-	-	-
Total	<u>\$ 376,374</u>	<u>\$ 1,657,172</u>	<u>\$ 211,902</u>	<u>\$ 538,926</u>	<u>\$ 551,642</u>	<u>\$ 552,815</u>

Personnel Classification Detail

	Budget 2004-2005	Budget 2005-2006	Estimated 2005-2006	Budget 2006-2007	Budget 2007-2008
Administrative Analyst	1.00	1.00	1.00	1.00	1.00
TOTAL	1.00	1.00	1.00	1.00	1.00

	Actual Expenditures 2004-2005	Current Year Appropriation 2005-06	Year to Date Expenditures 12/31/05	Estimated Expenditures 2005-06	Budget 2006-2007	Budget 2007-2008
Salaries & Benefits						
41100 Salaries	69,672	-	36,054	72,108	74,271	76,499
41300 Hourly Wages	21,698	-	13,871	27,742	30,143	31,047
41600 Compensated Absences	1,184	-	613			
41700 Other Benefits	32	-	2	15,338	23,067	23,760
41800 Life Insurance	235	-	150			
41900 Disability Insurance	599	-	310			
42000 Vision Insurance	276	-	138			
42100 Medical Insurance	2,898	-	1,732			
42200 Dental Insurance	491	-	257			
42300 Unemployment Insurance	91	-	50			
42400 Compensation Insurance	503	-	275			
42500 Medicare	1,325	-	724			
42700 PERS Retirement	-	-	3,418			
Total	<u>99,004</u>	<u>-</u>	<u>57,594</u>	<u>115,188</u>	<u>127,481</u>	<u>131,306</u>
Maintenance & Operation Detail						
42800 Auto Allowance			-			
43080 Rent	4,885	-	-	-	-	-
43112 Direct Assistance	270,197	1,657,172	152,334	419,463	419,463	417,811
43150 City Services	-	-	25	25	-	-
44200 Advertising			500	500	500	
44450 Postage				500	700	500
44650 Training	-	-	299	500	500	500
44750 Insurance & Surety Bonds	1,553	-	849	1,698	1,698	1,698
45250 Office Supplies	734	-	276	552	500	500
45450 Printing and Graphics	-	-	25	500	800	500
47000 Miscellaneous						
Total	<u>\$ 277,369</u>	<u>\$ 1,657,172</u>	<u>\$ 154,308</u>	<u>\$ 423,738</u>	<u>\$ 424,161</u>	<u>\$ 421,509</u>