



City of Glendale
Budget Study Session #2
May 4, 2021

Agenda

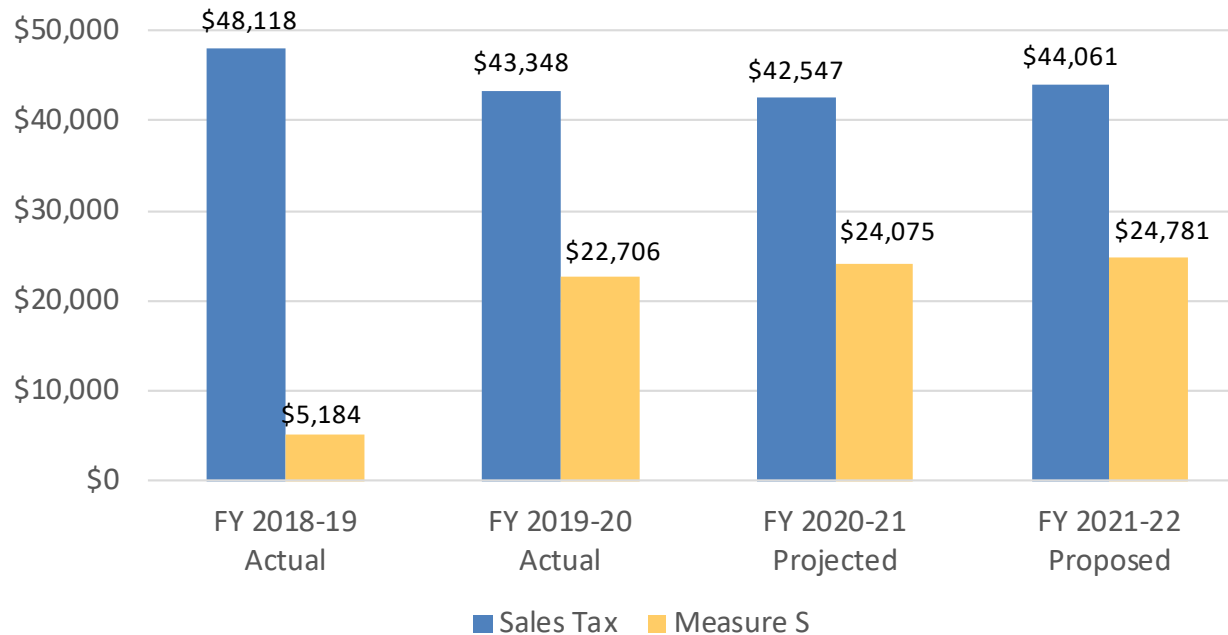
- Measure S
 - FY 2020-21 Update
 - FY 2021-22 Proposed Budget
- Budget Calendar
- Questions & Comments



Sales Tax Comparison

(In Thousands)

	FY 2018-19 Actual	FY 2019-20 Actual	FY 2020-21 Projected	FY 2021-22 Proposed	Budget Variance	%
Sales Tax	\$48,118	\$43,348	\$42,547	\$44,061	\$1,514	3.6%
Measure S	5,184	22,706	24,075	24,781	706	2.9%
Total	\$53,302	\$66,054	\$66,622	\$68,842	\$2,220	3.3%



* Actuals includes revenues for July through February



City of Glendale

FY 2020-21 Measure S Update



FY 2020-21 Measure S Expenditures (1 of 2)

(In Thousands)

	Revised Budget	Actuals 2/28/21	Projected Year-End Actuals	Proposed Carryover FY 21-22
<u>Housing</u>				
Assistance Programs (Unallocated)	\$ 3,376	\$ -	\$ -	\$ -
Affordable Housing Develop. 900 E. Broadway*	7,866	55	110	7,756
New Affordable Housing Land Acquisition	6,000	-	-	6,000
Monthly Housing Rental Subsidy Program*	3,911	1,077	1,806	2,105
Rental Rights Program*	475	299	475	-
Homeless Services	250	-	-	250
Low Income Student Rental Assistance	1,309	-	-	1,309
Low Income Fam Employ & Rental Assistance	1,315	1	79	582
<u>Infrastructure</u>				
Citywide Traffic Study	\$ 500	\$ -	\$ -	\$ 500
Verdugo Wash Greenway Feasibility Study	250	-	50	200
Seismic Upgrades – Fire Stations*	3,416	144	144	3,273

*The Revised FY 2020-21 budget includes carryovers from FY 2019-20.



FY 2020-21 Measure S Expenditures (2 of 2)

(In Thousands)

	Revised Budget	Actuals 2/28/21	Projected Year-End Actuals	Proposed Carryover FY 21-22
<u>Parks & Recreation</u>				
Park Land Acquisition	\$ 1,000	\$ -	\$ -	\$ 1,000
Year-Round Aquatics Program	582	369	550	-
Child Care Support	25	-	25	-
Afterschool/Summer Youth Sports Program	225	-	-	225
<u>Economic Recovery – Commercial</u>				
Small Business Recovery	\$ 2,425	\$ 1,065	\$ 1,540	\$ 885
Personal Protective Equipment	150	48	150	-
Restaurant Relief/Al Fresco*	386	121	231	155
Support the Arts	100	55	80	20
Business Association Support	75	75	75	-
<u>Other</u>				
COVID Vaccination Sites	\$ 200	\$ -	\$ 200	\$ -
Total Expenditures	\$ 33,837	\$ 3,310	\$ 5,515	\$ 24,260

*The Revised FY 2020-21 budget includes carryovers from FY 2019-20.



FY 2020-21 Measure S Projected Ending Balance

(In Thousands)

	Measure S Reserves
Beginning Balance, 07/01/2020	\$ 14,249
FY 2020-21 Projected Revenues	24,075
FY 2020-21 Projected Year-End Expenditures	(5,515)
Projected Ending Balance 06/30/2021	\$ 32,809
Projected Carryovers into FY 2021-22	(24,260)
Projected Beginning Balance 07/1/2021	\$ 8,549



FY 2021-22 Measure S

Proposed Budget




Measure S

The Glendale Quality of Life and Essential Services Protection Measure



The revenue from Measure S would be used to preserve and enhance our neighborhoods, including:


- Repairing and upgrading local streets
- Providing affordable housing
- Maintaining local parks and community centers
- Maintaining police and fire station staffing
- Public safety
- Sustainability efforts and
- Other essential services



Every Vote Counts
GLENDALE VOTES

November 6, 2018




Measure S



Measure S:
Shall the measure to expand funding to protect essential services such as fire, paramedics, police, parks, recreation, senior, library, arts and culture, and affordable housing programs and services, and to improve streets and sidewalks, by enacting a three-quarter percent transaction and use (sales) tax that will generate approximately \$30,000,000 annually, until ended by voters, with annual audits and all funds staying local, be adopted?

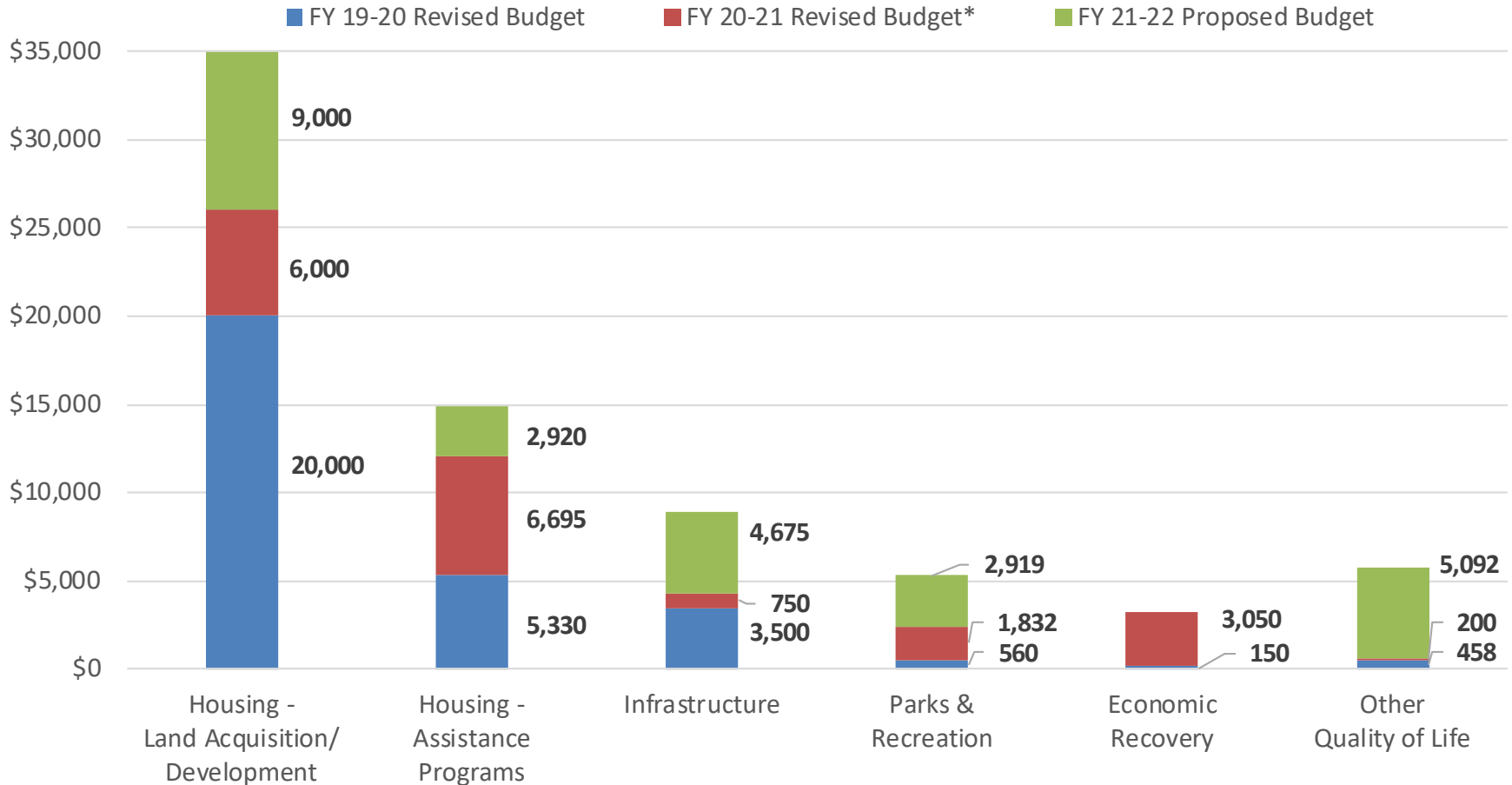
YES NO

For more information on the ballot Measure go to www.GlendaleMeasureS.com.




 @MyGlendale



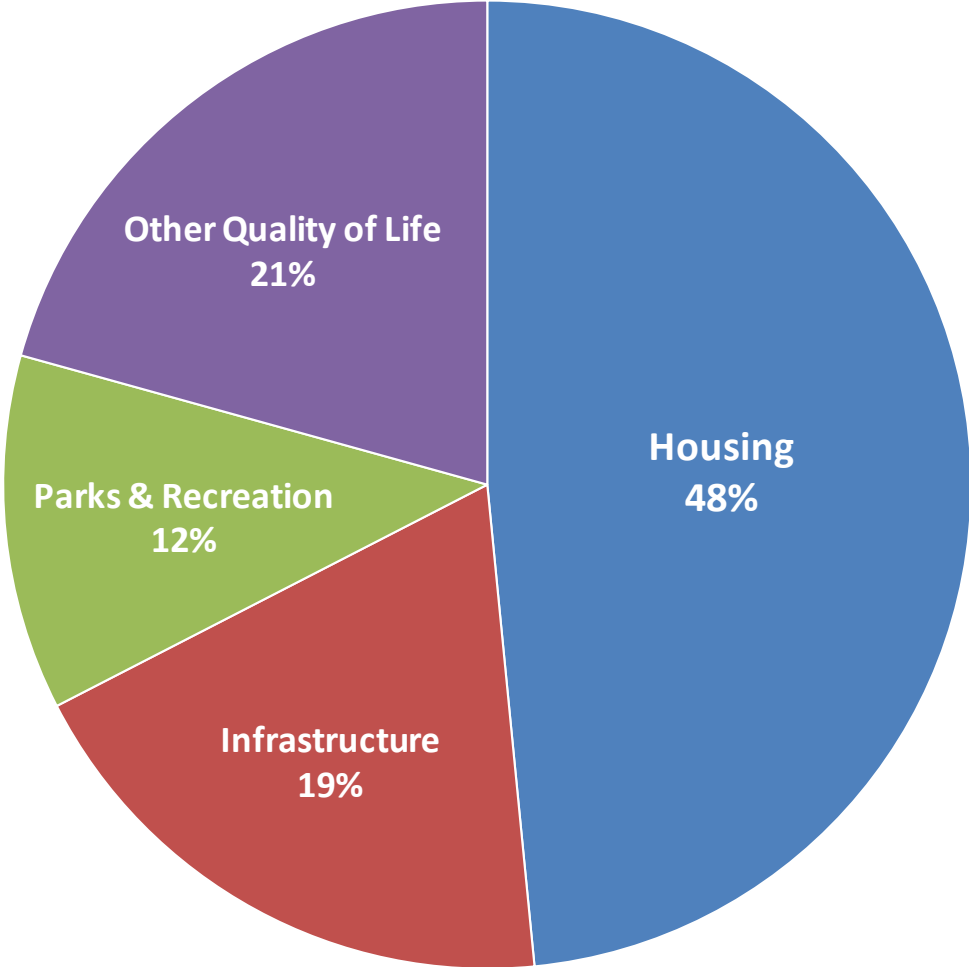
FY 2021-22 Measure S Requests by Category (In Thousands)



*The Revised FY 2020-21 budget does not include carryovers from FY 2019-20.



FY 2021-22 Measure S Requests by Category



FY 2021-22 Measure S Proposed Budget Summary

(In Thousands)

	FY 2021-22 Proposed Budget
Measure S Sales Tax Revenue	\$ 24,781
Proposed Appropriations	24,606
Ending Net Surplus/(Use of Fund Balance)	\$ 175



FY 2021-22 Measure S Projected Ending Balance

(In Thousands)

	Measure S Reserves
Projected Beginning Balance, 07/01/2021	\$ 8,549
FY 2021-22 Projected Revenues	24,781
FY 2021-22 Proposed Appropriations	(24,606)
Projected Ending Balance 06/30/2022	\$ 8,724



Housing



Affordable Housing *Development* - 920 E. Broadway

- Combination of new construction, adaptive re-use, and historical preservation to provide approximately 40-unit affordable housing project for seniors.
- Cash contribution for tax credit



\$3,000,000



New Affordable Housing – *Land Acquisition*

- Funding for acquisition opportunities
- Additional funding will be required



\$6,000,000



Monthly Housing Rental Subsidy Program (Existing Program)

- 2-year pilot project
- Designed as a \$8.4M program.
\$4.2M allocated in previous FYs.
- Qualified as of April 2021: 530
- Funding Dispersed: \$1,070,700
- Program Parameters:
 - \$300 per month subsidy
 - 1,000 households to be assisted
 - Senior, disabled households
 - Extremely low income
 - Glendale resident



\$2,000,000



Rental Rights Program (Annual Program)

- Relocation, Right To Lease, Just Cause Eviction (Program Staffing Costs)
 - Respond to inquiries
 - Education & Outreach
 - Enforcement
 - Mediation
 - Track and maintain violations/complaints



\$470,000



Rental Rights Program – Tenant & Landlord Services (Proposed New Annual Program)*

- Additional staffing for future housing programs including:
 - Estimated – Two Full time and One Part time employees
 - Landlord/Tenant Advisory Body
 - Rent Registry



\$450,000

Housing

Program	One-Time/ Recurring	FY 2021-22 Request
Affordable Housing – <i>Development 920 E. Broadway</i>	One-Time	\$ 3,000,000
New Affordable Housing – <i>Land Acquisition</i>	One-Time	6,000,000
Monthly Housing Rental Subsidy Program	One-Time 2-Year Pilot	2,000,000
Rental Rights Program	Recurring	470,000
Rental Rights Program – Tenant & Landlord Services (Pending Council Direction)	Recurring	450,000
Total FY 2021-22 Housing Requests		\$11,920,000

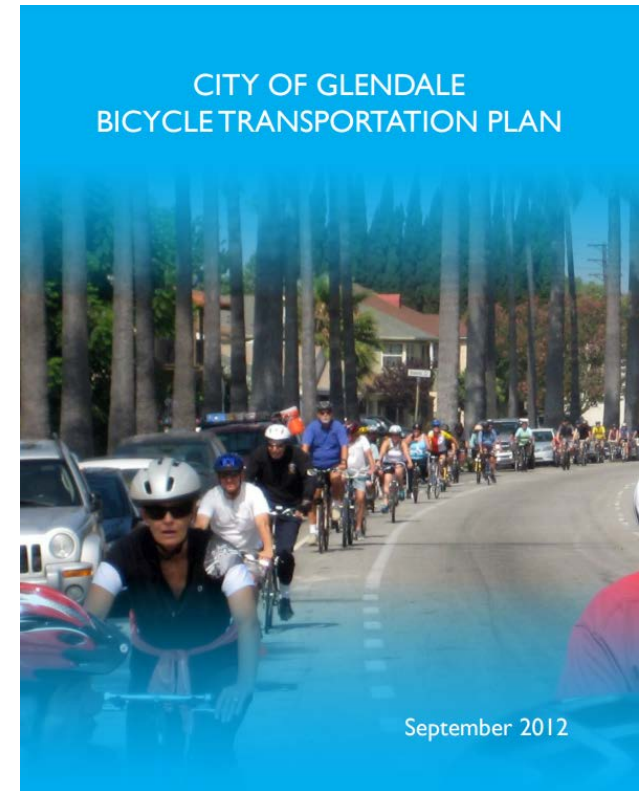


Infrastructure



Bicycle Transportation Plan Update

- First adopted September 2012
- Council requested update to plan
 - Update to reflect best practices in bicycle planning.
 - Enhance and expand elements of the bicycle plan.
 - Timeline: 18 month process, initiating in Fall 2021



\$125,000



Pavement Condition Improvement

- 2021 report for Pavement Management Program completed
- Citywide Pavement Condition Index (PCI) “Satisfactory”
- Increased costs related to deferred maintenance
- This is additional funding needed annually to maintain current PCI



\$4,500,000



Pedestrian and Bike Lane Striping and Configuration Maintenance



- City made investments in new pedestrian and bike lane striping infrastructure
- Including new bike lanes, sharrow, lane lines and high visibility crosswalks
- Used standard traffic paint and thermoplastic marking paint
- This is additional funding needed annually for enhanced pedestrian safety measures per Council's direction

\$50,000



Infrastructure

Program	One-Time/ Recurring	FY 2021-22 Request
Bicycle Transportation Plan Update	One-Time	\$ 125,000
Pavement Condition Improvement	Recurring	4,500,000
Pedestrian and Bike Lane Striping and Configuration Maintenance	Recurring	50,000
Total FY 2021-22 Infrastructure Requests		\$ 4,675,000



Parks & Recreation



Year-Round Aquatics Program (1 of 2)

- Year-Round Operation of Pacific Pool
 - Swim Lessons (after school and weekends)
 - Recreation Swim (weekends)
 - Master's Swim Team
 - Lap Swim
 - Party Rentals
 - Private High School and Club Team Rentals
 - Classes
 - Dive-in Movies
 - Special Events



\$636,000



Year-Round Aquatics Program (2 of 2)

- FY 2020-21 Program Activity
 - Period: September 2020 through March 2021
 - Total visits to the pool - 21,078
- FY 2021-22 Operating Period: September 2021 through May 2022



Annual Community Events

- Cruise Night - \$50,000
- Movies, Music and More - \$23,000
- Montrose Christmas Parade - \$10,000



\$83,000



Glorietta Park Concession Building Renovation

- Expansion of Glorietta Park's tennis concession building
- Bathroom renovation
- Addition of a spectator waiting area
- Funding for Design and Development only



\$75,000



Fremont Park Renovation (1 of 2)

- Allocated Project Budget: \$11,650,000
- Available Budget as of 2/28/21: \$10,298,000



\$2,000,000



Fremont Park Renovation (2 of 2)

Proposed Project Timeline

- May 5, 2021 – Construction Management Services RFP/RFQ Due Date
- June 2021 – Obtain City Council Authorization to Execute CM Contract
- July 2021 – Execute Contract for CM Services
- July 2021 – Construction Bid Due
- August 2021 – Obtain City Council Authorization to Execute Construction Contract
- October 2021 – Contract Execution for Construction and Mobilization
- October 2021 – Start Construction
- May 2023 – Construction Estimated Completion



Electric Operated Equipment & Infrastructure

- Implementation Spring 2022 at the following facilities:
 - Windsor Mini Park
 - Skate Park
 - Piedmont Park
 - Milford Park
 - Nibley Park
 - New York Park
 - Carr Park



\$100,000



Rockhaven Maintenance



- Utilities
- Grounds Maintenance

\$25,000



Parks & Recreation

Program	One-Time/ Recurring	FY 2021-22 Request
Year-Round Aquatics Program	Recurring	\$ 636,000
Annual Community Events	Recurring	83,000
Glorietta Park Concession Building Renovation	Recurring	75,000
Fremont Park Renovation	One-Time	2,000,000
Electric Operated Equipment & Infrastructure	Recurring	100,000
Rockhaven Maintenance	Recurring	25,000
Total FY 2021-22 Parks & Recreation Requests		\$ 2,919,000



Other Quality of Life Items



Additional Mental Health Resources



Mental Health

\$200,000



Community Engagement and Accountability Vehicle Replacement

Recruitment



Special Enforcement

\$300,000



Life Safety Fire Fighting Apparatus and Equipment



\$1,500,000



Annual School Crossing Guard Program

- Crossing guard services at various GUSD schools for 3-4 hours per day
- Includes 35 locations

Examples:

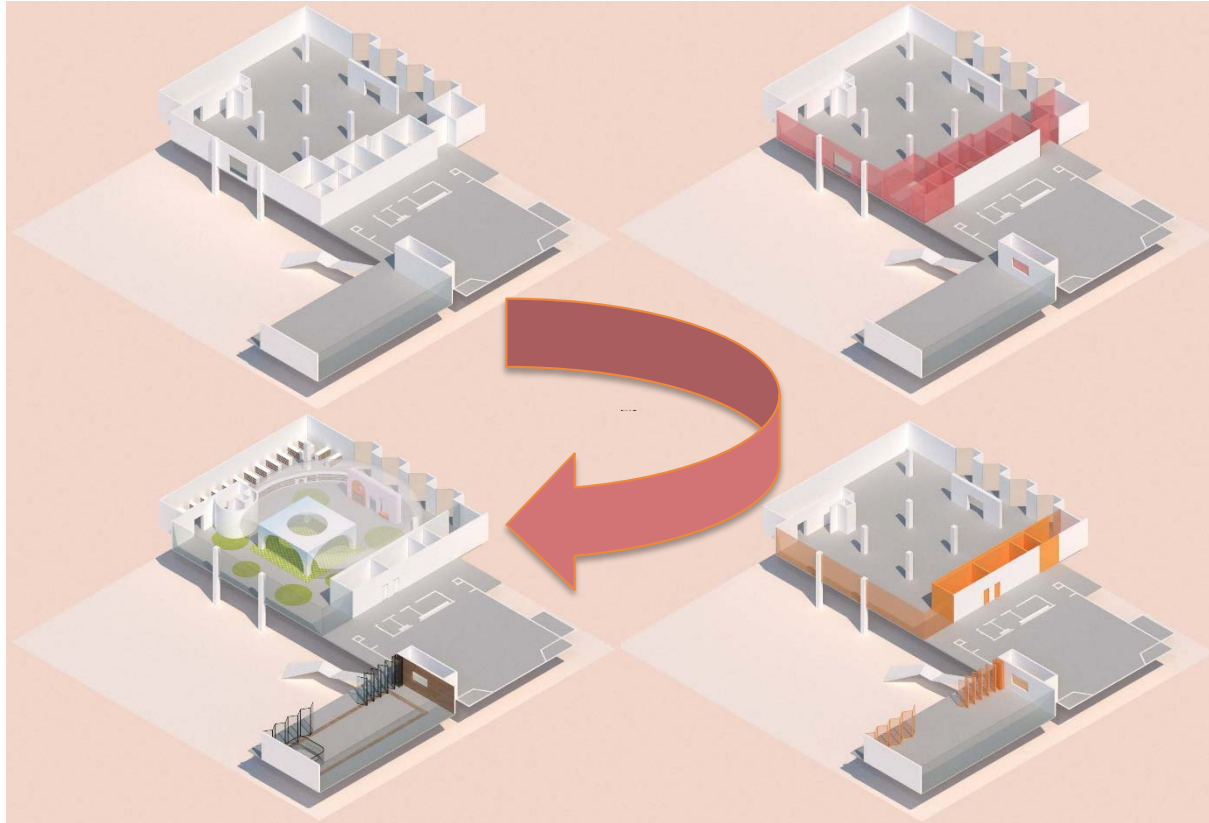
- 2 at Balboa Elementary
- 2 at Dunsmore Elementary
- 2 at Franklin Elementary
- 3 at Jefferson Elementary
- 11 at Hoover/Keppel/Toll



\$511,000



Central Library Children's and Teen Room Renovation (1 of 2)



\$2,500,000



Central Library Children's and Teen Room Renovation (2 of 2)



Sustainability Office Support Personnel

- One Full Time Position for the Sustainability Office



\$81,132



Other Quality of Life Items

Program	One-Time/ Recurring	FY 2021-22 Request
Additional Mental Health Resources	Recurring	\$ 200,000
Community Engagement & Accountability Vehicle Replacement	One-Time	300,000
Life Safety Fire Fighting Apparatus & Equipment	Recurring	1,500,000
Annual School Crossing Guard Program	Recurring	511,000
Central Library Children's & Teen Room Renovation	One-Time	2,500,000
Sustainability Office Support Personnel	Recurring	81,132
Total FY 2021-22 Other Quality of Life Requests		\$ 5,092,132



FY 2021-22 Measure S Requests Summary (1 of 2)

	FY 2021-22 Request	
<u>Housing</u>		
1. Affordable Housing Development 920 E. Broadway	\$	3,000,000
2. New Affordable Housing – Land Acquisition		6,000,000
3. Monthly Housing Rental Subsidy Program		2,000,000
4. Rental Rights Program		470,000
5. Rental Rights Program- Tenant & Landlord Services		450,000
Housing Subtotal	\$	11,920,000
<u>Infrastructure</u>		
6. Bicycle Transportation Plan Update	\$	125,000
7. Pavement Condition Improvement		4,500,000
8. Pedestrian & Bike Lane Striping & Configuration Maintenance		50,000
Infrastructure Subtotal	\$	4,675,000



FY 2021-22 Measure S Requests Summary (2 of 2)

	FY 2021-22 Request
<u>Parks & Recreation</u>	
9. Year-Round Aquatics Program	\$ 636,000
10. Annual Community Events	83,000
11. Glorietta Park Concession Building Renovation	75,000
12. Fremont Park	2,000,000
13. Electric Operated Equipment & Infrastructure	100,000
14. Rockhaven Maintenance	25,000
Parks & Receptions Subtotal	\$ 2,919,000
<u>Other Quality of Life Items</u>	
15. Mental Health Resources	\$ 200,000
16. Community Engagement & Accountability Vehicle Replacement	300,000
17. Life Safety Fire Fighting Apparatus & Equipment	1,500,000
18. School Crossing Guard Program	511,000
19. Central Library Children's & Teen Room Renovation	2,500,000
20. Sustainability Office Support Personnel	81,132
Other Quality of Life Subtotal	\$ 5,092,132
Total Appropriation Requests	\$ 24,606,132



FY 2021-22 Measure S Proposed Budget Summary

(In Thousands)

	FY 2021-22 Proposed Budget
Measure S Sales Tax Revenue	\$ 24,781
Proposed Appropriations	24,606
Ending Net Surplus/(Use of Fund Balance)	\$ 175



FY 2021-22 Measure S Projected Ending Balance

(In Thousands)

	Measure S Reserves
Projected Beginning Balance, 07/01/2021	\$ 8,549
FY 2021-22 Projected Revenues	24,781
FY 2021-22 Proposed Appropriations	(24,606)
Projected Ending Balance 06/30/2022	\$ 8,724



FY 2021-22 Budget Adoption Calendar (1 of 2)

- May 4, Budget Study Session #2, 9:00 a.m.
 - Measure S Discussion
- May 6, Budget Study Session #3, 1:00 p.m.
 - Departmental Presentations
 - City Clerk
 - City Attorney
 - Human Resources
 - Community Services & Parks
- May 11, Budget Study Session #4, 9:00 a.m.
 - Departmental Presentations
 - Library, Arts & Culture
 - Glendale, Water & Power
 - Police



FY 2021-22 Budget Adoption Calendar (2 of 2)

- May 13, Budget Study Session #5, 9:00 a.m.
 - Departmental Presentations
 - Information Services
 - Community Development
 - Public Works
- May 18, Budget Study Session #6, 9:00 a.m.
 - Departmental Presentations
 - City Treasurer
 - Administrative Services - Finance
 - City Manager
 - Fire
- May 20, Budget Study Session #7, 9:00 a.m.
 - FY 2021-22 Citywide Budget Summary
 - Follow-up Items
- June 8, Budget Hearing and Budget Adoption, 6:00 p.m.



Questions & Comments

