

MOTION

Moved by Council Member Najarian,  
seconded by Council Member Devine,  
that the City Treasurer's Annual Investment Report for the Fiscal Year ending June 30,  
2023, outlining a review of the investment portfolio, is hereby accepted.

Vote as follows:

Ayes: Asatryan, Devine, Najarian, Kassakhian (pro tem)  
Noes: None  
Absent: Brotman  
Abstain: None

MOTION ADOPTED BY THE GLENDALE CITY COUNCIL AT ITS REGULAR  
MEETING HELD ON September 19, 2023.

APPROVED AS TO FORM



CITY ATTORNEY

DATE 9/21/23



## CITY OF GLENDALE, CALIFORNIA REPORT TO THE CITY COUNCIL

### **AGENDA ITEM**

---

Report: City Treasurer's Annual Review of the City Portfolio

1. Motion accepting Report for Fiscal Year ending June 30, 2023.

### **COUNCIL ACTION**

---

**Item Type:** Action Item

**Approved for** September 19, 2023 **calendar**

### **EXECUTIVE SUMMARY**

---

The City Treasurer present for City Council review and acceptance the Annual Report of the City Portfolio for the fiscal year ending June 2023.

## **COUNCIL PRIORITIES**

---

N/A

## **RECOMMENDATION**

---

Review and accept the City Treasurer's annual report of the City Portfolio for fiscal year 2022-2023.

## **BACKGROUND**

---

Annually, the Glendale City Treasurer is required to present the Annual Investment Report to the City Council in a public meeting and any recommended changes to the Investment Policy, which was last approved in October of 2022.

## **ANALYSIS**

---

Key statistics for the City Portfolio for the past year: The Portfolio totaled \$1.02 billion, up \$46 million from last year. The Portfolio rate of return ended at 2.70% (with a 12-month average of 2.35%), up 96 basis points from 1.7% the previous year. Interest earnings totaled \$18.7 million, up \$7 million from \$11.7 million last year.

## **STAKEHOLDERS/OUTREACH**

---

N/A

## **FISCAL IMPACT**

---

There is no fiscal impact associated with this report.

## **ENVIRONMENTAL REVIEW (CEQA/NEPA)**

---

This item is considered a ministerial activity and therefore, not subject to CEQA review.

## **CAMPAIGN DISCLOSURE**

---

This item is exempt from campaign disclosure requirements.

## **ALTERNATIVES**

---

Alternative 1: The City Council to file the report.

Alternative 2: The City Council may consider any other alternative not proposed by staff.

## **ADMINISTRATIVE ACTION**

---

### **Prepared by:**

Guia Murray, Assistant City Treasurer

### **Approved by:**

Roubik R. Golanian, P.E., City Manager

**EXHIBITS/ATTACHMENTS**

City Treasurer's Annual Report As of June 30, 2023

---



**CITY OF GLENDALE**  
**Investment Report**  
Portfolio Summary  
June 2023

This report reflects the complete City of Glendale Investment Portfolio. It is in full compliance with the City's Investment Policy. A copy of the investment policy is available in the office of the City Treasurer. The City Treasurer hereby certifies that sufficient investment liquidity and anticipated revenues are available to meet the City's expenditure requirements for the next six months.

Asset Category	Face Amount/Shares	Market Value	Book Value	% of Portfolio	YTM @ Cost	Days To Maturity
Commercial Paper	10,000,000.00	9,922,255.00	9,923,754.17	0.98	5.19	54
Corporate	178,104,000.00	168,132,151.55	175,777,336.10	17.35	3.04	1,078
Federal Agency Callable Bonds	280,950,000.00	255,398,008.00	280,600,331.00	27.70	1.40	1,076
Federal Agency Term Notes	136,355,000.00	133,880,378.79	136,877,519.12	13.51	3.58	816
LA County Pool	34,255,889.60	34,255,889.60	34,255,889.60	3.38	3.82	1
LAIF - City	40,000,000.00	40,000,000.00	40,000,000.00	3.95	3.15	1
LAIF - GFA	39,000,000.00	39,000,000.00	39,000,000.00	3.85	3.15	1
Obligations of Other States	89,925,000.00	84,796,165.50	88,521,788.48	8.74	3.08	1,000
State & Municipal Bonds	68,815,000.00	64,475,711.35	66,972,304.06	6.61	2.95	886
Treasury Notes	143,000,000.00	136,048,235.00	141,015,998.85	13.92	2.97	513
<b>Total / Average</b>	<b>1,020,404,889.60</b>	<b>965,908,794.79</b>	<b>1,012,944,921.38</b>	<b>100.00</b>	<b>2.70</b>	<b>813</b>

  
\_\_\_\_\_  
City Treasurer Rafi Manoukian, CPA, MBA

09/11/23  
Date



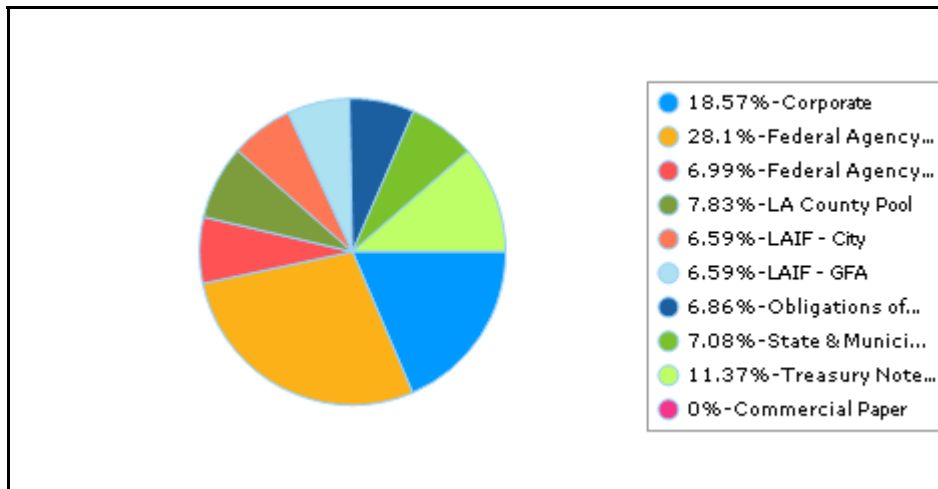
## City of Glendale Distribution by Asset Category - Book Value Report Group: City of Glendale

Begin Date: 6/30/2022, End Date: 6/30/2023

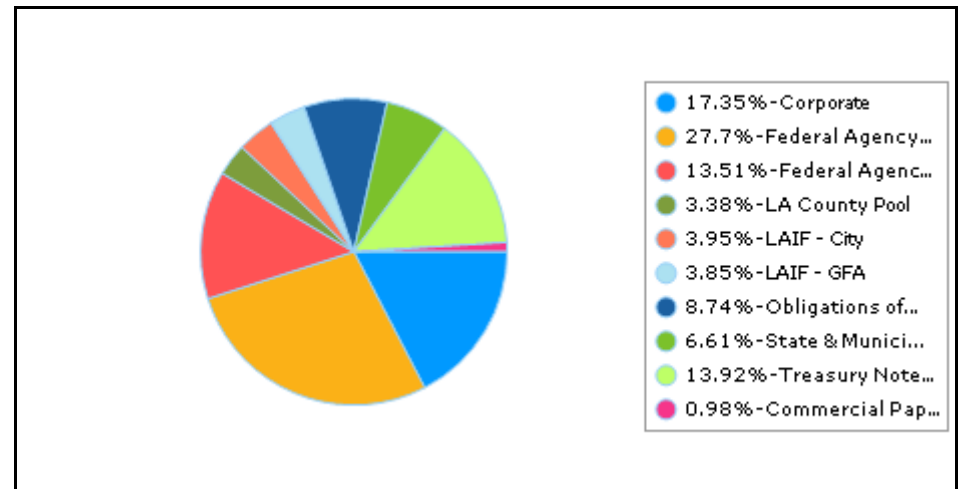
### Asset Category Allocation

Asset Category	Book Value 6/30/2022	% of Portfolio 6/30/2022	Book Value 6/30/2023	% of Portfolio 6/30/2023
Corporate	180,302,399.24	18.57	175,777,336.10	17.35
Federal Agency Callable Bonds	272,825,646.01	28.10	280,600,331.00	27.70
Federal Agency Term Notes	67,864,418.57	6.99	136,877,519.12	13.51
LA County Pool	76,058,654.84	7.83	34,255,889.60	3.38
LAIF - City	64,000,000.00	6.59	40,000,000.00	3.95
LAIF - GFA	64,000,000.00	6.59	39,000,000.00	3.85
Obligations of Other States	66,562,610.33	6.86	88,521,788.48	8.74
State & Municipal Bonds	68,752,197.28	7.08	66,972,304.06	6.61
Treasury Notes	110,415,963.75	11.37	141,015,998.85	13.92
Commercial Paper	0.00	0.00	9,923,754.17	0.98
Total / Average	970,781,890.02	100.00	1,012,944,921.38	100.00

### Portfolio Holdings as of 6/30/2022



### Portfolio Holdings as of 6/30/2023





## City of Glendale Transaction Summary by Action Report Group: City of Glendale

Begin Date: 6/30/2022, End Date: 6/30/2023

Action	Settlement Date	CUSIP	Face Amount / Shares	Description	Purchase Price	Principal	Interest / Dividends	YTM @ Cost	Total
<b>Buy Transactions</b>									
Buy	7/20/2022	57629WCQ1	1,144,000.00	Massmutual Global Funding 2.35 1/14/2027	93.19	1,066,093.60	448.07	4.03	1,066,541.67
Buy	8/5/2022	3130A0F70	5,000,000.00	FHLB 3.375 12/8/2023	100.16	5,007,800.00	26,718.75	3.25	5,034,518.75
Buy	8/5/2022	3130ASGU7	2,980,000.00	FHLB 3.5 6/11/2027	102.42	3,052,141.54	14,196.39	2.96	3,066,337.93
Buy	8/5/2022	91412HGF4	2,420,000.00	University of CA Revenue Bonds 1.316 5/15/2027	91.00	2,202,200.00	7,077.16	3.37	2,209,277.16
Buy	8/8/2022	3130ASG86	3,000,000.00	FHLB 3.375 6/13/2025	100.58	3,017,340.00	14,906.25	3.16	3,032,246.25
Buy	8/10/2022	196480KQ9	1,470,000.00	Colorado St Housing Auth Revenue Bond 1.218 4/1/20	94.77	1,393,163.10	6,415.82	3.30	1,399,578.92
Buy	8/10/2022	196480KR7	1,490,000.00	Colorado St Housing Auth Revenue Bond 1.318 10/1/2	93.99	1,400,406.30	7,037.02	3.35	1,407,443.32
Buy	9/14/2022	3130AT7E1	5,000,000.00	FHLB 3.25 9/10/2027	99.06	4,953,150.00	5,868.06	3.46	4,959,018.06
Buy	9/15/2022	66815L2K4	5,000,000.00	NW Mutual Global 4.35 9/15/2027	100.89	5,044,700.00	0.00	4.15	5,044,700.00
Buy	9/16/2022	9128282R0	5,000,000.00	T-Note 2.25 8/15/2027	93.96	4,698,046.88	9,782.61	3.60	4,707,829.49
Buy	9/21/2022	3130ATF28	5,000,000.00	FHLB 4 3/8/2024	99.82	4,991,050.00	1,111.11	4.13	4,992,161.11
Buy	9/28/2022	574193GK8	5,000,000.00	State of Maryland GO Bond 2.8 8/1/2027-12	93.50	4,675,000.00	22,166.67	4.30	4,697,166.67
Buy	9/28/2022	3133XVDG3	5,000,000.00	FHLB 4.375 9/13/2024	99.83	4,991,650.00	9,114.58	4.46	5,000,764.58
Buy	10/17/2022	576004HD0	5,000,000.00	Massachusetts Cmwealth Revenue Bond 3.68 7/15/202	96.24	4,811,800.00	24,022.22	4.57	4,835,822.22
Buy	10/20/2022	3130ATKJ5	3,000,000.00	FHLB 4.375 3/8/2024	99.67	2,990,160.00	6,197.92	4.62	2,996,357.92
Buy	11/1/2022	650036EN2	1,895,000.00	New York State Urban Dev 3.35 3/15/2026	100.00	1,895,000.00	8,111.65	3.35	1,903,111.65
Buy	11/1/2022	650036EP7	1,405,000.00	New York State Urban Dev 3.35 3/15/2026	100.00	1,405,000.00	6,014.18	3.35	1,411,014.18
Buy	11/3/2022	3130ATT31	5,000,000.00	FHLB 4.5 10/3/2024	99.74	4,986,900.00	3,125.00	4.65	4,990,025.00
Buy	11/3/2022	13063DGB8	3,200,000.00	State of CA GO Bond 3.375 4/1/2025	96.99	3,103,744.00	9,600.00	4.71	3,113,344.00
Buy	11/4/2022	037833CX6	5,000,000.00	Apple Inc 3 6/20/2027-22	93.77	4,688,250.00	55,833.33	4.51	4,744,083.33
Buy	11/15/2022	3134GX5U4	5,000,000.00	FHLMC 5 11/15/2024-23	100.00	5,000,000.00	0.00	5.00	5,000,000.00
Buy	11/17/2022	13063D2U1	5,000,000.00	State of CA GO Bond 5.25 10/1/2027	101.84	5,092,050.00	0.00	4.82	5,092,050.00
Buy	11/18/2022	03444RAB4	6,474,000.00	Andrew W Mellon Foundation 0.947 8/1/2027-22	85.03	5,504,842.20	18,222.33	4.52	5,523,064.53
Buy	11/23/2022	13077DQF2	1,905,000.00	CA ST University Revenue Bond 1.361 11/1/2027-22	86.16	1,641,252.75	1,584.43	4.52	1,642,837.18



## City of Glendale Transaction Summary by Action Report Group: City of Glendale

Begin Date: 6/30/2022, End Date: 6/30/2023

Action	Settlement Date	CUSIP	Face Amount / Shares	Description	Purchase Price	Principal	Interest / Dividends	YTM @ Cost	Total
Buy	12/6/2022	637639AH8	1,950,000.00	National Securities Clearing Corp 5.1 11/21/2027-	101.46	1,978,564.76	4,143.75	4.76	1,982,708.51
Buy	12/6/2022	40139LBG7	5,000,000.00	Guardian Life 5.55 10/28/2027	103.19	5,159,386.32	29,291.67	4.81	5,188,677.99
Buy	12/8/2022	3130AU4V3	5,000,000.00	FHLB 4.8 1/8/2024	99.99	4,999,650.00	0.00	4.81	4,999,650.00
Buy	12/9/2022	037833DK3	5,000,000.00	Apple Inc 3 11/13/2027-22	95.12	4,755,900.00	10,833.33	4.10	4,766,733.33
Buy	12/12/2022	3130ATUS4	5,000,000.00	FHLB 4.25 12/10/2027	101.67	5,083,300.00	22,430.56	3.88	5,105,730.56
Buy	12/23/2022	3130ATUS4	5,000,000.00	FHLB 4.25 12/10/2027	101.92	5,095,950.00	28,923.61	3.82	5,124,873.61
Buy	1/5/2023	917567GB9	2,885,000.00	Utah State Transit Authority 1.72 12/15/2027-21	88.10	2,541,685.00	2,756.78	4.43	2,544,441.78
Buy	1/17/2023	478160CK8	5,000,000.00	Johnson & Johnson 2.9 1/15/2028-23	95.30	4,765,000.00	805.56	3.95	4,765,805.56
Buy	1/25/2023	576004HD0	5,000,000.00	Massachusetts Cmnrwealth Revenue Bond 3.68 7/15/202	98.42	4,920,950.00	5,111.11	4.07	4,926,061.11
Buy	1/30/2023	3130AUPR9	5,000,000.00	FHLB 4.56 7/12/2024	100.00	5,000,000.00	0.00	4.56	5,000,000.00
Buy	1/30/2023	637639AH8	2,000,000.00	National Securities Clearing Corp 5.1 11/21/2027-	103.38	2,067,600.00	19,550.00	4.31	2,087,150.00
Buy	2/6/2023	742718FZ7	5,000,000.00	Proctor & Gamble 3.95 1/26/2028-23	100.92	5,046,050.00	5,486.11	3.75	5,051,536.11
Buy	2/16/2023	037833EC0	5,000,000.00	Apple Inc 1.2 2/8/2028-23	85.70	4,285,200.00	1,333.33	4.43	4,286,533.33
Buy	3/1/2023	3130AUZC1	5,000,000.00	FHLB 4.625 3/14/2025	99.44	4,971,900.00	8,993.06	4.91	4,980,893.06
Buy	3/2/2023	313384TR0	5,000,000.00	FHLB 0 2/28/2024	94.94	4,746,908.35	0.00	5.29	4,746,908.35
Buy	3/2/2023	63873KW78	5,000,000.00	Natixis NY Branch 0 9/7/2023	97.31	4,865,337.50	0.00	5.27	4,865,337.50
Buy	3/3/2023	85440KAC8	5,000,000.00	Stanford University 1.289 6/1/2027	87.75	4,387,250.00	16,470.56	4.49	4,403,720.56
Buy	3/7/2023	62479MV83	5,000,000.00	MUFG Bank Ltd NY 0 8/8/2023	97.86	4,893,055.56	0.00	5.11	4,893,055.56
Buy	3/10/2023	3130ATS57	5,000,000.00	FHLB 4.5 3/10/2028	100.56	5,027,800.00	0.00	4.38	5,027,800.00
Buy	3/22/2023	3130ATS57	5,000,000.00	FHLB 4.5 3/10/2028	103.46	5,173,000.00	7,500.00	3.73	5,180,500.00
Buy	4/14/2023	3130ALZE7	3,000,000.00	FHLB 1.35 4/29/2027-23	90.86	2,725,947.75	18,562.50	3.81	2,744,510.25
Buy	4/19/2023	931142FB4	5,000,000.00	Walmart Inc 3.9 4/15/2028-28	99.55	4,977,550.00	541.67	4.00	4,978,091.67
Buy	5/3/2023	64971XS25	3,000,000.00	New York City Trans Fin Auth Revenue Bonds 3.35 2/	96.95	2,908,500.00	25,683.33	4.06	2,934,183.33
Buy	5/9/2023	68607V4K8	2,775,000.00	Oregon State Dept of Admin Svcs Lottery Revenue 4.	100.00	2,775,000.00	0.00	4.04	2,775,000.00
Buy	5/9/2023	3130AVWV0	5,000,000.00	FHLB 3.43 4/12/2028	100.00	5,000,000.00	0.00	3.43	5,000,000.00
Buy	5/9/2023	68607V4M4	1,750,000.00	Oregon State Dept of Admin Svcs Lottery Revenue 4.	100.00	1,750,000.00	0.00	4.05	1,750,000.00





## City of Glendale Transaction Summary by Action Report Group: City of Glendale

Begin Date: 6/30/2022, End Date: 6/30/2023

Action	Settlement Date	CUSIP	Face Amount / Shares	Description	Purchase Price	Principal	Interest / Dividends	YTM @ Cost	Total
Buy	5/9/2023	68607V4L6	1,000,000.00	Oregon State Dept of Admin Svcs Lottery Revenue 3.	100.00	1,000,000.00	0.00	4.00	1,000,000.00
Buy	5/9/2023	68607V4J1	3,760,000.00	Oregon St Dept of Adm Svcs Lottery Revenue 4.142 4	100.00	3,760,000.00	0.00	4.14	3,760,000.00
Buy	5/10/2023	3130AVWW8	5,000,000.00	FHLB 3.42 5/10/2028	100.00	5,000,000.00	0.00	3.42	5,000,000.00
Buy	5/19/2023	912797FM4	10,000,000.00	T-Bill 0 6/6/2023	99.73	9,972,700.00	0.00	5.55	9,972,700.00
Buy	5/23/2023	912797FP7	10,000,000.00	T-Bill 0 6/20/2023	99.59	9,958,855.60	0.00	5.39	9,958,855.60
Buy	5/24/2023	912796ZP7	10,000,000.00	T-Bill 0 6/8/2023	99.77	9,977,104.20	0.00	5.58	9,977,104.20
Buy	5/25/2023	912796X53	10,000,000.00	T-Bill 0 6/15/2023	99.67	9,967,304.20	0.00	5.70	9,967,304.20
Buy	5/26/2023	912796X53	10,000,000.00	T-Bill 0 6/15/2023	99.66	9,965,844.40	0.00	6.25	9,965,844.40
Buy	5/30/2023	637639AK1	5,000,000.00	National Securities Clearing 5 5/30/2028-28	101.00	5,050,000.00	0.00	4.77	5,050,000.00
Buy	6/7/2023	91412HJP9	2,250,000.00	University of CA Revenues 1.372 5/15/2028 -23	86.99	1,957,230.00	1,886.50	4.33	1,959,116.50
Buy	6/7/2023	912797FR3	10,000,000.00	T-Bill 0 7/5/2023	99.61	9,960,722.20	0.00	5.14	9,960,722.20
Buy	6/9/2023	912797FY8	10,000,000.00	T-Bill 0 7/18/2023	99.46	9,946,050.00	0.00	5.08	9,946,050.00
Buy	6/12/2023	040654XX8	2,235,000.00	Arizona State Transp Brd Hwy Revenue 2.224 7/1/202	92.35	2,064,067.20	22,229.81	4.30	2,086,297.01
Buy	6/14/2023	3130AVD41	5,000,000.00	FHLB 5.375 9/9/2024	100.31	5,015,250.00	70,920.14	5.11	5,086,170.14
Buy	6/14/2023	66815L2M0	5,000,000.00	Northwestern Mutual GLBL 4.9 6/12/2028	100.62	5,030,776.89	1,361.11	4.76	5,032,138.00
Buy	6/22/2023	3130AWC24	5,000,000.00	FHLB 4 6/9/2028	100.10	5,005,000.00	11,666.67	3.98	5,016,666.67
Buy	6/22/2023	912797FX0	10,000,000.00	T-Bill 0 7/11/2023	99.74	9,973,927.80	0.00	5.02	9,973,927.80
Buy	6/28/2023	912796ZZ5	10,000,000.00	T-Bill 0 7/20/2023	99.70	9,969,688.90	0.00	5.04	9,969,688.90
Buy	6/30/2023	3130AWJG6	5,000,000.00	FHLB 5.5 12/27/2024-23	100.00	5,000,000.00	0.00	5.50	5,000,000.00
<b>Subtotal</b>			<b>331,988,000.00</b>			<b>326,087,747.00</b>	<b>574,034.71</b>		<b>326,661,781.71</b>
Deposit	7/1/2022	LACPIF	50,297.77	LA County Pool LGIP	100.00	50,297.77	0.00	0.00	50,297.77
Deposit	8/1/2022	LACPIF	58,561.88	LA County Pool LGIP	100.00	58,561.88	0.00	0.00	58,561.88
Deposit	9/1/2022	LACPIF	63,472.84	LA County Pool LGIP	100.00	63,472.84	0.00	0.00	63,472.84
Deposit	10/1/2022	LACPIF	86,391.31	LA County Pool LGIP	100.00	86,391.31	0.00	0.00	86,391.31
Deposit	10/19/2022	MMCITY-MSGOVT	10,000,000.00	Morgan Stanley Government Fund MM MM	100.00	10,000,000.00	0.00	0.00	10,000,000.00
Deposit	10/19/2022	MMCITY-GOLDMAN	10,000,000.00	Goldman Government Fund MM	100.00	10,000,000.00	0.00	0.00	10,000,000.00



## City of Glendale Transaction Summary by Action Report Group: City of Glendale

Begin Date: 6/30/2022, End Date: 6/30/2023

Action	Settlement Date	CUSIP	Face Amount / Shares	Description	Purchase Price	Principal	Interest / Dividends	YTM @ Cost	Total
Deposit	10/20/2022	MMCITY-MSGOVT	10,000,000.00	Morgan Stanley Government Fund MM MM	100.00	10,000,000.00	0.00	0.00	10,000,000.00
Deposit	10/20/2022	MMCITY-GOLDMAN	10,000,000.00	Goldman Government Fund MM	100.00	10,000,000.00	0.00	0.00	10,000,000.00
Deposit	10/21/2022	MMCITY-MSGOVT	10,000,000.00	Morgan Stanley Government Fund MM MM	100.00	10,000,000.00	0.00	0.00	10,000,000.00
Deposit	10/21/2022	MMCITY-GOLDMAN	10,000,000.00	Goldman Government Fund MM	100.00	10,000,000.00	0.00	0.00	10,000,000.00
Deposit	10/24/2022	MMCITY-MSGOVT	10,000,000.00	Morgan Stanley Government Fund MM MM	100.00	10,000,000.00	0.00	0.00	10,000,000.00
Deposit	10/24/2022	MMCITY-GOLDMAN	10,000,000.00	Goldman Government Fund MM	100.00	10,000,000.00	0.00	0.00	10,000,000.00
Deposit	10/25/2022	MMCITY-MSGOVT	10,000,000.00	Morgan Stanley Government Fund MM MM	100.00	10,000,000.00	0.00	0.00	10,000,000.00
Deposit	10/25/2022	MMCITY-GOLDMAN	10,000,000.00	Goldman Government Fund MM	100.00	10,000,000.00	0.00	0.00	10,000,000.00
Deposit	11/1/2022	LACPIF	117,803.89	LA County Pool LGIP	100.00	117,803.89	0.00	0.00	117,803.89
Deposit	12/1/2022	LACPIF	126,465.56	LA County Pool LGIP	100.00	126,465.56	0.00	0.00	126,465.56
Deposit	1/1/2023	LACPIF	104,941.08	LA County Pool LGIP	100.00	104,941.08	0.00	0.00	104,941.08
Deposit	2/1/2023	LACPIF	124,456.40	LA County Pool LGIP	100.00	124,456.40	0.00	0.00	124,456.40
Deposit	3/1/2023	LACPIF	95,048.00	LA County Pool LGIP	100.00	95,048.00	0.00	0.00	95,048.00
Deposit	3/14/2023	LAIF-GFA	10,000,000.00	CA Local Agency Inv. Fund LGIP-Quarterly	100.00	10,000,000.00	0.00	0.00	10,000,000.00
Deposit	3/14/2023	LAIF-CITY	10,000,000.00	CA Local Agency Inv. Fund LGIP-Quarterly	100.00	10,000,000.00	0.00	0.00	10,000,000.00
Deposit	3/15/2023	LAIF-GFA	10,000,000.00	CA Local Agency Inv. Fund LGIP-Quarterly	100.00	10,000,000.00	0.00	0.00	10,000,000.00
Deposit	3/15/2023	LAIF-CITY	10,000,000.00	CA Local Agency Inv. Fund LGIP-Quarterly	100.00	10,000,000.00	0.00	0.00	10,000,000.00
Deposit	3/16/2023	LAIF-GFA	10,000,000.00	CA Local Agency Inv. Fund LGIP-Quarterly	100.00	10,000,000.00	0.00	0.00	10,000,000.00
Deposit	3/16/2023	LAIF-CITY	10,000,000.00	CA Local Agency Inv. Fund LGIP-Quarterly	100.00	10,000,000.00	0.00	0.00	10,000,000.00
Deposit	3/17/2023	LAIF-GFA	10,000,000.00	CA Local Agency Inv. Fund LGIP-Quarterly	100.00	10,000,000.00	0.00	0.00	10,000,000.00
Deposit	3/17/2023	LAIF-CITY	10,000,000.00	CA Local Agency Inv. Fund LGIP-Quarterly	100.00	10,000,000.00	0.00	0.00	10,000,000.00
Deposit	3/20/2023	LAIF-GFA	10,000,000.00	CA Local Agency Inv. Fund LGIP-Quarterly	100.00	10,000,000.00	0.00	0.00	10,000,000.00
Deposit	3/20/2023	LAIF-CITY	10,000,000.00	CA Local Agency Inv. Fund LGIP-Quarterly	100.00	10,000,000.00	0.00	0.00	10,000,000.00
Deposit	4/1/2023	LACPIF	122,425.95	LA County Pool LGIP	100.00	122,425.95	0.00	0.00	122,425.95
Deposit	5/1/2023	LACPIF	108,969.21	LA County Pool LGIP	100.00	108,969.21	0.00	0.00	108,969.21



## City of Glendale Transaction Summary by Action Report Group: City of Glendale

Begin Date: 6/30/2022, End Date: 6/30/2023

Action	Settlement Date	CUSIP	Face Amount / Shares	Description	Purchase Price	Principal	Interest / Dividends	YTM @ Cost	Total
Deposit	6/1/2023	LACPIF	146,920.39	LA County Pool LGIP	100.00	146,920.39	0.00	0.00	146,920.39
<b>Subtotal</b>			<b>201,205,754.28</b>			<b>201,205,754.28</b>	<b>0.00</b>		<b>201,205,754.28</b>
<b>Total Buy Transactions</b>			<b>533,193,754.28</b>			<b>527,293,501.28</b>	<b>574,034.71</b>		<b>527,867,535.99</b>
<b>Sell Transactions</b>									
Called	9/3/2022	594918BH6	5,000,000.00	Microsoft Corp 2.65 11/3/2022-22	0.00	5,079,694.78	44,166.67	0.00	5,123,861.45
Called	9/5/2022	166764AB6	5,000,000.00	Chevron Corp 2.355 12/5/2022-22	0.00	4,963,100.00	29,437.50	0.00	4,992,537.50
Called	2/22/2023	91412GTF2	1,000,000.00	CA State GO Bonds 3.789 5/15/2024-13	0.00	1,000,000.00	10,209.25	0.00	1,010,209.25
Called	5/15/2023	3134GX5U4	5,000,000.00	FHLMC 5 11/15/2024-23	0.00	5,000,000.00	0.00	0.00	5,000,000.00
<b>Subtotal</b>			<b>16,000,000.00</b>			<b>16,042,794.78</b>	<b>83,813.42</b>		<b>16,126,608.20</b>
Matured	7/13/2022	89236TCQ6	3,072,000.00	Toyota Motor Credit 2.8 7/13/2022	0.00	3,072,000.00	0.00	0.00	3,072,000.00
Matured	7/31/2022	912828P4	5,000,000.00	T-Note 1.875 7/31/2022	0.00	5,000,000.00	0.00	0.00	5,000,000.00
Matured	8/1/2022	802629AX3	975,000.00	Santa Rosa Reg. Revenue Bonds 2.4 8/1/2022	0.00	975,000.00	0.00	0.00	975,000.00
Matured	8/1/2022	798170AE6	5,000,000.00	San Jose CA Successor Agency 2.63 8/1/2022	0.00	5,000,000.00	0.00	0.00	5,000,000.00
Matured	8/31/2022	912828L24	5,000,000.00	T-Note 1.875 8/31/2022	0.00	5,000,000.00	0.00	0.00	5,000,000.00
Matured	9/1/2022	798135H44	2,225,000.00	City of San Jose GO Bonds 2.3 9/1/2022	0.00	2,225,000.00	0.00	0.00	2,225,000.00
Matured	9/8/2022	89236TEC5	5,000,000.00	Toyota Motor Credit 2.15 9/8/2022	0.00	5,000,000.00	0.00	0.00	5,000,000.00
Matured	9/12/2022	037833DC1	5,000,000.00	Apple Inc 2.1 9/12/2022	0.00	5,000,000.00	0.00	0.00	5,000,000.00
Matured	10/5/2022	3135G0T78	5,000,000.00	FNMA 2 10/5/2022	0.00	5,000,000.00	0.00	0.00	5,000,000.00
Matured	10/17/2022	57629WBR0	1,100,000.00	Massmutual Global Funding 2.5 10/17/2022	0.00	1,100,000.00	0.00	0.00	1,100,000.00
Matured	10/17/2022	57629WBR0	2,250,000.00	Massmutual Global Funding 2.5 10/17/2022	0.00	2,250,000.00	0.00	0.00	2,250,000.00
Matured	10/17/2022	57629WBR0	3,168,000.00	Massmutual Global Funding 2.5 10/17/2022	0.00	3,168,000.00	0.00	0.00	3,168,000.00
Matured	11/15/2022	912828TY6	5,000,000.00	T-Note 1.625 11/15/2022	0.00	5,000,000.00	0.00	0.00	5,000,000.00
Matured	12/15/2022	931142DU4	5,000,000.00	Wal-Mart Stores Inc 2.35 12/15/2022	0.00	5,000,000.00	0.00	0.00	5,000,000.00
Matured	1/13/2023	037833DE7	5,000,000.00	Apple Inc 2.4 1/13/2023	0.00	5,000,000.00	0.00	0.00	5,000,000.00
Matured	1/19/2023	3135G0T94	5,000,000.00	FNMA 2.375 1/19/2023	0.00	5,000,000.00	0.00	0.00	5,000,000.00
Matured	2/15/2023	882806EQ1	5,000,000.00	Texas Tech University 2.761 2/15/2023	0.00	5,000,000.00	0.00	0.00	5,000,000.00
Matured	2/23/2023	037833BU3	5,000,000.00	Apple Inc 2.85 2/23/2023	0.00	5,000,000.00	0.00	0.00	5,000,000.00



## City of Glendale Transaction Summary by Action Report Group: City of Glendale

Begin Date: 6/30/2022, End Date: 6/30/2023

Action	Settlement Date	CUSIP	Face Amount / Shares	Description	Purchase Price	Principal	Interest / Dividends	YTM @ Cost	Total
Matured	3/1/2023	13063DSU3	5,000,000.00	CA State GO Bonds 4 3/1/2023	0.00	5,000,000.00	0.00	0.00	5,000,000.00
Matured	3/1/2023	30231GAR3	2,000,000.00	Exxon Mobil Corp 2.726 3/1/2023	0.00	2,000,000.00	0.00	0.00	2,000,000.00
Matured	3/10/2023	3130ADMX7	5,000,000.00	FHLB 2.5 3/10/2023	0.00	5,000,000.00	0.00	0.00	5,000,000.00
Matured	3/15/2023	084670BR8	5,000,000.00	Berkshire Hathaway Inc 2.75 3/15/2023	0.00	5,000,000.00	0.00	0.00	5,000,000.00
Matured	4/11/2023	931142DH3	5,000,000.00	Walmart Inc 2.55 4/11/2023	0.00	5,000,000.00	0.00	0.00	5,000,000.00
Matured	4/11/2023	931142DH3	5,000,000.00	Walmart Inc 2.55 4/11/2023	0.00	5,000,000.00	0.00	0.00	5,000,000.00
Matured	5/1/2023	594918AT1	2,000,000.00	Microsoft Corp 2.375 5/1/2023	0.00	2,000,000.00	0.00	0.00	2,000,000.00
Matured	5/15/2023	91412HDK6	1,500,000.00	University of CA Regents 3.333 5/15/2023	0.00	1,500,000.00	0.00	0.00	1,500,000.00
Matured	5/15/2023	88213AHK4	5,000,000.00	Texas A&M University 2.734 5/15/2023	0.00	5,000,000.00	0.00	0.00	5,000,000.00
Matured	5/15/2023	91412HBK8	2,000,000.00	University of CA Regents 3.297 5/15/2023	0.00	2,000,000.00	0.00	0.00	2,000,000.00
Matured	6/6/2023	912797FM4	10,000,000.00	T-Bill 0 6/6/2023	0.00	10,000,000.00	0.00	0.00	10,000,000.00
Matured	6/8/2023	912796ZP7	10,000,000.00	T-Bill 0 6/8/2023	0.00	10,000,000.00	0.00	0.00	10,000,000.00
Matured	6/9/2023	313383QR5	5,000,000.00	FHLB 3.25 6/9/2023	0.00	5,000,000.00	0.00	0.00	5,000,000.00
Matured	6/15/2023	912796X53	10,000,000.00	T-Bill 0 6/15/2023	0.00	10,000,000.00	0.00	0.00	10,000,000.00
Matured	6/15/2023	912796X53	10,000,000.00	T-Bill 0 6/15/2023	0.00	10,000,000.00	0.00	0.00	10,000,000.00
Matured	6/15/2023	7976465B8	470,000.00	San Francisco City & County GO Bonds 2.621 6/1	0.00	470,000.00	0.00	0.00	470,000.00
Matured	6/19/2023	3137EAEN5	5,000,000.00	FHLMC 2.75 6/19/2023	0.00	5,000,000.00	0.00	0.00	5,000,000.00
Matured	6/20/2023	912797FP7	10,000,000.00	T-Bill 0 6/20/2023	0.00	10,000,000.00	0.00	0.00	10,000,000.00
Matured	6/26/2023	931142EK5	5,000,000.00	Walmart Inc 3.4 6/26/2023	0.00	5,000,000.00	0.00	0.00	5,000,000.00
<b>Subtotal</b>			<b>175,760,000.00</b>			<b>175,760,000.00</b>	<b>0.00</b>		<b>175,760,000.00</b>
Sell	11/1/2022	6500358P6	3,300,000.00	New York State Urban Dev 3.35 3/15/2026	0.00	3,548,800.35	14,125.83	0.00	3,562,926.18
<b>Subtotal</b>			<b>3,300,000.00</b>			<b>3,548,800.35</b>	<b>14,125.83</b>		<b>3,562,926.18</b>
Withdraw	7/18/2022	LAIF-CITY	10,000,000.00	CA Local Agency Inv. Fund LGIP-Quarterly	0.00	10,000,000.00	0.00	0.00	10,000,000.00
Withdraw	7/26/2022	LACPIF	58,654.84	LA County Pool LGIP	0.00	58,654.84	0.00	0.00	58,654.84
Withdraw	8/15/2022	LAIF-CITY	10,000,000.00	CA Local Agency Inv. Fund LGIP-Quarterly	0.00	10,000,000.00	0.00	0.00	10,000,000.00
Withdraw	8/16/2022	LAIF-CITY	10,000,000.00	CA Local Agency Inv. Fund LGIP-Quarterly	0.00	10,000,000.00	0.00	0.00	10,000,000.00
Withdraw	8/23/2022	LACPIF	50,297.77	LA County Pool LGIP	0.00	50,297.77	0.00	0.00	50,297.77
Withdraw	9/20/2022	LACPIF	58,561.88	LA County Pool LGIP	0.00	58,561.88	0.00	0.00	58,561.88



## City of Glendale Transaction Summary by Action Report Group: City of Glendale

Begin Date: 6/30/2022, End Date: 6/30/2023

Action	Settlement Date	CUSIP	Face Amount / Shares	Description	Purchase Price	Principal	Interest / Dividends	YTM @ Cost	Total
Withdraw	10/18/2022	LACPIF	63,472.84	LA County Pool LGIP	0.00	63,472.84	0.00	0.00	63,472.84
Withdraw	10/19/2022	LAIF-GFA	10,000,000.00	CA Local Agency Inv. Fund LGIP-Quarterly	0.00	10,000,000.00	0.00	0.00	10,000,000.00
Withdraw	10/19/2022	LAIF-CITY	10,000,000.00	CA Local Agency Inv. Fund LGIP-Quarterly	0.00	10,000,000.00	0.00	0.00	10,000,000.00
Withdraw	10/20/2022	LAIF-GFA	10,000,000.00	CA Local Agency Inv. Fund LGIP-Quarterly	0.00	10,000,000.00	0.00	0.00	10,000,000.00
Withdraw	10/20/2022	LAIF-CITY	9,000,000.00	CA Local Agency Inv. Fund LGIP-Quarterly	0.00	9,000,000.00	0.00	0.00	9,000,000.00
Withdraw	10/21/2022	LAIF-GFA	10,000,000.00	CA Local Agency Inv. Fund LGIP-Quarterly	0.00	10,000,000.00	0.00	0.00	10,000,000.00
Withdraw	10/24/2022	LAIF-GFA	10,000,000.00	CA Local Agency Inv. Fund LGIP-Quarterly	0.00	10,000,000.00	0.00	0.00	10,000,000.00
Withdraw	10/25/2022	LACPIF	10,000,000.00	LA County Pool LGIP	0.00	10,000,000.00	0.00	0.00	10,000,000.00
Withdraw	10/26/2022	LACPIF	10,000,000.00	LA County Pool LGIP	0.00	10,000,000.00	0.00	0.00	10,000,000.00
Withdraw	10/27/2022	LACPIF	10,000,000.00	LA County Pool LGIP	0.00	10,000,000.00	0.00	0.00	10,000,000.00
Withdraw	10/28/2022	LACPIF	2,000,000.00	LA County Pool LGIP	0.00	2,000,000.00	0.00	0.00	2,000,000.00
Withdraw	11/18/2022	LACPIF	86,391.31	LA County Pool LGIP	0.00	86,391.31	0.00	0.00	86,391.31
Withdraw	11/30/2022	LAIF-GFA	10,000,000.00	CA Local Agency Inv. Fund LGIP-Quarterly	0.00	10,000,000.00	0.00	0.00	10,000,000.00
Withdraw	12/16/2022	LACPIF	117,803.89	LA County Pool LGIP	0.00	117,803.89	0.00	0.00	117,803.89
Withdraw	1/25/2023	LACPIF	126,465.56	LA County Pool LGIP	0.00	126,465.56	0.00	0.00	126,465.56
Withdraw	2/17/2023	LACPIF	104,941.08	LA County Pool LGIP	0.00	104,941.08	0.00	0.00	104,941.08
Withdraw	3/2/2023	LAIF-GFA	5,000,000.00	CA Local Agency Inv. Fund LGIP-Quarterly	0.00	5,000,000.00	0.00	0.00	5,000,000.00
Withdraw	3/2/2023	LAIF-CITY	5,000,000.00	CA Local Agency Inv. Fund LGIP-Quarterly	0.00	5,000,000.00	0.00	0.00	5,000,000.00
Withdraw	3/13/2023	MMCITY-MSGOVT	10,000,000.00	Morgan Stanley Government Fund MM MM	0.00	10,000,000.00	0.00	0.00	10,000,000.00
Withdraw	3/13/2023	MMCITY-GOLDMAN	10,000,000.00	Goldman Government Fund MM	0.00	10,000,000.00	0.00	0.00	10,000,000.00
Withdraw	3/14/2023	MMCITY-MSGOVT	10,000,000.00	Morgan Stanley Government Fund MM MM	0.00	10,000,000.00	0.00	0.00	10,000,000.00
Withdraw	3/14/2023	MMCITY-GOLDMAN	10,000,000.00	Goldman Government Fund MM	0.00	10,000,000.00	0.00	0.00	10,000,000.00
Withdraw	3/15/2023	MMCITY-MSGOVT	10,000,000.00	Morgan Stanley Government Fund MM MM	0.00	10,000,000.00	0.00	0.00	10,000,000.00
Withdraw	3/15/2023	MMCITY-GOLDMAN	10,000,000.00	Goldman Government Fund MM	0.00	10,000,000.00	0.00	0.00	10,000,000.00
Withdraw	3/16/2023	MMCITY-MSGOVT	10,000,000.00	Morgan Stanley Government Fund MM MM	0.00	10,000,000.00	0.00	0.00	10,000,000.00



## City of Glendale Transaction Summary by Action Report Group: City of Glendale

Begin Date: 6/30/2022, End Date: 6/30/2023

Action	Settlement Date	CUSIP	Face Amount / Shares	Description	Purchase Price	Principal	Interest / Dividends	YTM @ Cost	Total
Withdraw	3/16/2023	MMCITY-GOLDMAN	10,000,000.00	Goldman Government Fund MM	0.00	10,000,000.00	0.00	0.00	10,000,000.00
Withdraw	3/17/2023	MMCITY-MSGOVT	10,000,000.00	Morgan Stanley Government Fund MM MM	0.00	10,000,000.00	0.00	0.00	10,000,000.00
Withdraw	3/17/2023	LACPIF	124,456.40	LA County Pool LGIP	0.00	124,456.40	0.00	0.00	124,456.40
Withdraw	3/17/2023	MMCITY-GOLDMAN	10,000,000.00	Goldman Government Fund MM	0.00	10,000,000.00	0.00	0.00	10,000,000.00
Withdraw	4/19/2023	LACPIF	95,048.00	LA County Pool LGIP	0.00	95,048.00	0.00	0.00	95,048.00
Withdraw	5/17/2023	LAIF-GFA	10,000,000.00	CA Local Agency Inv. Fund LGIP-Quarterly	0.00	10,000,000.00	0.00	0.00	10,000,000.00
Withdraw	5/17/2023	LAIF-CITY	10,000,000.00	CA Local Agency Inv. Fund LGIP-Quarterly	0.00	10,000,000.00	0.00	0.00	10,000,000.00
Withdraw	5/18/2023	LAIF-GFA	10,000,000.00	CA Local Agency Inv. Fund LGIP-Quarterly	0.00	10,000,000.00	0.00	0.00	10,000,000.00
Withdraw	5/18/2023	LACPIF	10,000,000.00	LA County Pool LGIP	0.00	10,000,000.00	0.00	0.00	10,000,000.00
Withdraw	5/18/2023	LAIF-CITY	10,000,000.00	CA Local Agency Inv. Fund LGIP-Quarterly	0.00	10,000,000.00	0.00	0.00	10,000,000.00
Withdraw	5/24/2023	LACPIF	122,425.95	LA County Pool LGIP	0.00	122,425.95	0.00	0.00	122,425.95
<b>Subtotal</b>			<b>292,008,519.52</b>			<b>292,008,519.52</b>	<b>0.00</b>		<b>292,008,519.52</b>
<b>Total Sell Transactions</b>			<b>487,068,519.52</b>			<b>487,360,114.65</b>	<b>97,939.25</b>		<b>487,458,053.90</b>
<b>Interest/Dividends</b>									
Interest	7/1/2022	LACPIF	0.00	LA County Pool LGIP		0.00	50,297.77	0.00	50,297.77
Interest	7/1/2022	91412GU94	0.00	University of CA Revenue Bonds 3.063 7/1/2025		0.00	88,827.00	0.00	88,827.00
Interest	7/11/2022	66815L2F5	0.00	NW Mutual Global 1.75 1/11/2027		0.00	32,287.50	0.00	32,287.50
Interest	7/13/2022	037833DE7	0.00	Apple Inc 2.4 1/13/2023		0.00	60,000.00	0.00	60,000.00
Interest	7/13/2022	89236TCQ6	0.00	Toyota Motor Credit 2.8 7/13/2022		0.00	43,008.00	0.00	43,008.00
Interest	7/14/2022	3130AQEW9	0.00	FHLB 1.5 1/14/2027-22		0.00	37,500.00	0.00	37,500.00
Interest	7/14/2022	66815L2A6	0.00	NW Mutual Global 0.8 1/14/2026		0.00	10,000.00	0.00	10,000.00
Interest	7/14/2022	64952WCH4	0.00	New York Life Global 2.35 7/14/2026		0.00	103,400.00	0.00	103,400.00
Interest	7/15/2022	LAIF-GFA	0.00	CA Local Agency Inv. Fund LGIP-Quarterly		0.00	119,835.92	0.00	119,835.92
Interest	7/15/2022	64972HN81	0.00	New York City Trans. Revenue Bonds 3.11 7/15/2023		0.00	77,750.00	0.00	77,750.00
Interest	7/15/2022	LAIF-CITY	0.00	CA Local Agency Inv. Fund LGIP-Quarterly		0.00	119,835.92	0.00	119,835.92
Interest	7/15/2022	64952WDW0	0.00	New York Life Global FDG 0.85 1/15/2026		0.00	21,250.00	0.00	21,250.00



## City of Glendale Transaction Summary by Action Report Group: City of Glendale

Begin Date: 6/30/2022, End Date: 6/30/2023

Action	Settlement Date	CUSIP	Face Amount / Shares	Description	Purchase Price	Principal	Interest / Dividends	YTM @ Cost	Total
Interest	7/15/2022	3130AMYP1	0.00	FHLB 1.125 7/15/2026-21		0.00	28,125.00	0.00	28,125.00
Interest	7/15/2022	91282CDS7	0.00	T-Note 1.125 1/15/2025		0.00	56,250.00	0.00	56,250.00
Interest	7/16/2022	57629WDE7	0.00	Massmutual Global Funding 1.2 7/16/2026		0.00	30,000.00	0.00	30,000.00
Interest	7/17/2022	64952WCN1	0.00	New York Life Global 2.9 1/17/2024		0.00	72,500.00	0.00	72,500.00
Interest	7/19/2022	3135G0T94	0.00	FNMA 2.375 1/19/2023		0.00	59,375.00	0.00	59,375.00
Interest	7/19/2022	3130AQJ87	0.00	FHLB 1.6 1/19/2027-22		0.00	40,000.00	0.00	40,000.00
Interest	7/25/2022	3130AFBD8	0.00	FHLB 3.125 7/25/2023		0.00	78,125.00	0.00	78,125.00
Interest	7/27/2022	3130AQM83	0.00	FHLB 1.6 7/27/2026-22		0.00	40,000.00	0.00	40,000.00
Interest	7/27/2022	3130AQM26	0.00	FHLB 1.7 1/27/2027-23		0.00	42,500.00	0.00	42,500.00
Interest	7/28/2022	3130AKPQ3	0.00	FHLB 0.58 1/28/2026-22		0.00	29,000.00	0.00	29,000.00
Interest	7/28/2022	3130AQHG1	0.00	FHLB 1.61 1/28/2027-22		0.00	40,250.00	0.00	40,250.00
Interest	7/29/2022	3130AN4R8	0.00	FHLB 1.125 7/29/2026-21		0.00	28,125.00	0.00	28,125.00
Interest	7/31/2022	9128282P4	0.00	T-Note 1.875 7/31/2022		0.00	46,875.00	0.00	46,875.00
Interest	7/31/2022	912828Y87	0.00	T-Note 1.75 7/31/2024		0.00	43,750.00	0.00	43,750.00
Interest	7/31/2022	91282CAB7	0.00	T-Note 0.25 7/31/2025		0.00	12,500.00	0.00	12,500.00
Interest	8/1/2022	802629AX3	0.00	Santa Rosa Reg. Revenue Bonds 2.4 8/1/2022		0.00	11,700.00	0.00	11,700.00
Interest	8/1/2022	64971XH27	0.00	NYC Transitional 2.02 2/1/2027		0.00	50,500.00	0.00	50,500.00
Interest	8/1/2022	LACPIF	0.00	LA County Pool LGIP		0.00	58,561.88	0.00	58,561.88
Interest	8/1/2022	77781RCQ4	0.00	Roseville Financial Authority 0.887 2/1/2025		0.00	6,652.50	0.00	6,652.50
Interest	8/1/2022	798170AF3	0.00	San Jose CA Successor Agency 2.828 8/1/2023		0.00	70,700.00	0.00	70,700.00
Interest	8/1/2022	419792YR1	0.00	State of Hawaii GO Bond 0.893 8/1/2026		0.00	8,528.15	0.00	8,528.15
Interest	8/1/2022	802498ZA6	0.00	Santa Monica Malibu USD 0.849 8/1/2026		0.00	5,497.28	0.00	5,497.28
Interest	8/1/2022	54438CYL0	0.00	LA Comm Coll Dist GO Bonds 1.174 8/1/2026		0.00	29,350.00	0.00	29,350.00
Interest	8/1/2022	798170AE6	0.00	San Jose CA Successor Agency 2.63 8/1/2022		0.00	65,750.00	0.00	65,750.00
Interest	8/6/2022	594918BX1	0.00	Microsoft Corp 2.875 2/6/2024		0.00	71,875.00	0.00	71,875.00
Interest	8/12/2022	3130ANBR0	0.00	FHLB 1.05 8/12/2026-22		0.00	26,250.00	0.00	26,250.00
Interest	8/12/2022	3130ANET3	0.00	FHLB 1 8/12/2026-21		0.00	25,000.00	0.00	25,000.00



## City of Glendale Transaction Summary by Action Report Group: City of Glendale

Begin Date: 6/30/2022, End Date: 6/30/2023

Action	Settlement Date	CUSIP	Face Amount / Shares	Description	Purchase Price	Principal	Interest / Dividends	YTM @ Cost	Total
Interest	8/15/2022	91282CDZ1	0.00	T-Note 1.5 2/15/2025		0.00	37,500.00	0.00	37,500.00
Interest	8/15/2022	02079KAC1	0.00	Alphabet Inc 1.998 8/15/2026		0.00	49,950.00	0.00	49,950.00
Interest	8/15/2022	3130AGWK7	0.00	FHLB 1.5 8/15/2024		0.00	37,500.00	0.00	37,500.00
Interest	8/15/2022	882806EQ1	0.00	Texas Tech University 2.761 2/15/2023		0.00	69,025.00	0.00	69,025.00
Interest	8/15/2022	742718EB1	0.00	Proctor & Gamble 3.1 8/15/2023		0.00	71,036.50	0.00	71,036.50
Interest	8/15/2022	64990FS88	0.00	New York State Dormitory 2.558 2/15/2027		0.00	31,527.35	0.00	31,527.35
Interest	8/17/2022	3130AQPE7	0.00	FHLB 1.9 2/17/2027-22		0.00	63,175.00	0.00	63,175.00
Interest	8/18/2022	3130AKYG5	0.00	FHLB 0.555 2/18/2026-21		0.00	27,750.00	0.00	27,750.00
Interest	8/23/2022	037833BU3	0.00	Apple Inc 2.85 2/23/2023		0.00	71,250.00	0.00	71,250.00
Interest	8/25/2022	3130AQRH8	0.00	FHLB 2 2/25/2027-22		0.00	50,000.00	0.00	50,000.00
Interest	8/26/2022	3130ANND8	0.00	FHLB 1.05 8/26/2026-21		0.00	26,250.00	0.00	26,250.00
Interest	8/26/2022	3130ALB94	0.00	FHLB 0.63 2/26/2026-21		0.00	15,750.00	0.00	15,750.00
Interest	8/27/2022	3130ANM56	0.00	FHLB 1.05 8/27/2026-21		0.00	38,850.00	0.00	38,850.00
Interest	8/28/2022	3130AQT94	0.00	FHLB 1.6 8/28/2025-23		0.00	40,000.00	0.00	40,000.00
Interest	8/28/2022	3130AQT52	0.00	FHLB 1.25 2/28/2024-23		0.00	31,250.00	0.00	31,250.00
Interest	8/28/2022	3130AQZF3	0.00	FHLB 2 2/28/2025-23		0.00	50,000.00	0.00	50,000.00
Interest	8/28/2022	3130AQTA1	0.00	FHLB 1.4 8/28/2024-23		0.00	35,000.00	0.00	35,000.00
Interest	8/31/2022	91282CBQ3	0.00	T-Note 0.5 2/28/2026		0.00	25,000.00	0.00	25,000.00
Interest	8/31/2022	912828L24	0.00	T-Note 1.875 8/31/2022		0.00	46,875.00	0.00	46,875.00
Interest	8/31/2022	91282CAJ0	0.00	T-Note 0.25 8/31/2025		0.00	12,500.00	0.00	12,500.00
Interest	9/1/2022	13063DSU3	0.00	CA State GO Bonds 4 3/1/2023		0.00	100,000.00	0.00	100,000.00
Interest	9/1/2022	798135H51	0.00	City of San Jose GO Bonds 2.3 9/1/2023		0.00	23,000.00	0.00	23,000.00
Interest	9/1/2022	LACPIF	0.00	LA County Pool LGIP		0.00	63,472.84	0.00	63,472.84
Interest	9/1/2022	30231GAR3	0.00	Exxon Mobil Corp 2.726 3/1/2023		0.00	27,260.00	0.00	27,260.00
Interest	9/1/2022	92778WKR6	0.00	Virginia State College Revenue Bond 0.61 9/1/2025		0.00	15,250.00	0.00	15,250.00
Interest	9/1/2022	798135H44	0.00	City of San Jose GO Bonds 2.3 9/1/2022		0.00	25,587.50	0.00	25,587.50
Interest	9/1/2022	451174AA4	0.00	Idaho Energy Resources Authority 2.297 9/1/2023		0.00	15,217.63	0.00	15,217.63





## City of Glendale Transaction Summary by Action Report Group: City of Glendale

Begin Date: 6/30/2022, End Date: 6/30/2023

Action	Settlement Date	CUSIP	Face Amount / Shares	Description	Purchase Price	Principal	Interest / Dividends	YTM @ Cost	Total
Interest	9/1/2022	798135E88	0.00	City of San Jose GO Bonds 2.45 9/1/2025		0.00	54,022.50	0.00	54,022.50
Interest	9/1/2022	010268CN8	0.00	Alabama Federal Aid 1.268 9/1/2026		0.00	19,020.00	0.00	19,020.00
Interest	9/3/2022	478160CE2	0.00	Johnson and Johnson 2.95 3/3/2027		0.00	90,771.50	0.00	90,771.50
Interest	9/8/2022	89236TEC5	0.00	Toyota Motor Credit 2.15 9/8/2022		0.00	53,750.00	0.00	53,750.00
Interest	9/8/2022	313383YJ4	0.00	FHLB 3.375 9/8/2023		0.00	84,375.00	0.00	84,375.00
Interest	9/8/2022	57629WCH1	0.00	Massmutual Global Funding 3.4 3/8/2026		0.00	45,118.00	0.00	45,118.00
Interest	9/10/2022	3130ADMX7	0.00	FHLB 2.5 3/10/2023		0.00	62,500.00	0.00	62,500.00
Interest	9/10/2022	3130AR4D0	0.00	FHLB 2 3/10/2025-22		0.00	50,000.00	0.00	50,000.00
Interest	9/11/2022	037833DN7	0.00	Apple Inc 2.05 9/11/2026		0.00	51,250.00	0.00	51,250.00
Interest	9/12/2022	037833DC1	0.00	Apple Inc 2.1 9/12/2022		0.00	52,500.00	0.00	52,500.00
Interest	9/15/2022	64990FD68	0.00	New York State Dormitory 1.538 3/15/2027		0.00	38,450.00	0.00	38,450.00
Interest	9/15/2022	6500357B8	0.00	New York State Urban Dev 2.88 3/15/2024		0.00	21,600.00	0.00	21,600.00
Interest	9/15/2022	64985TBA8	0.00	New York State Urban Dev 2.25 3/15/2026		0.00	56,250.00	0.00	56,250.00
Interest	9/15/2022	6500358P6	0.00	New York State Urban Dev 3.35 3/15/2026		0.00	55,275.00	0.00	55,275.00
Interest	9/15/2022	084670BR8	0.00	Berkshire Hathaway Inc 2.75 3/15/2023		0.00	68,750.00	0.00	68,750.00
Interest	9/15/2022	6500358M3	0.00	New York State Urban Dev 3.1 3/15/2024		0.00	19,452.50	0.00	19,452.50
Interest	9/16/2022	3130ANTD2	0.00	FHLB 1 9/16/2026-21		0.00	25,000.00	0.00	25,000.00
Interest	9/16/2022	3130ALDN1	0.00	FHLB 0.8 3/16/2026-21		0.00	20,000.00	0.00	20,000.00
Interest	9/17/2022	3130ANSB7	0.00	FHLB 1 9/17/2026-22		0.00	25,000.00	0.00	25,000.00
Interest	9/20/2022	89236TFN0	0.00	Toyota Motor Credit 3.45 9/20/2023		0.00	86,250.00	0.00	86,250.00
Interest	9/21/2022	3130ANUN8	0.00	FHLB 1.04 9/21/2026-21		0.00	26,000.00	0.00	26,000.00
Interest	9/24/2022	3130ARBE0	0.00	FHLB 2 9/24/2024-22		0.00	50,000.00	0.00	50,000.00
Interest	9/28/2022	3130ANUZ1	0.00	FHLB 1.06 9/28/2026-21		0.00	53,000.00	0.00	53,000.00
Interest	9/29/2022	3130ARA68	0.00	FHLB 2.35 3/29/2027-22		0.00	58,750.00	0.00	58,750.00
Interest	9/30/2022	3130ALVL5	0.00	FHLB 0.91 12/30/2025-21		0.00	22,750.00	0.00	22,750.00
Interest	9/30/2022	3130AQBQ5	0.00	FHLB 1.5 3/30/2026-22		0.00	37,500.00	0.00	37,500.00
Interest	9/30/2022	3130AMZA3	0.00	FHLB 1 3/30/2026-21		0.00	25,000.00	0.00	25,000.00
Interest	9/30/2022	3130AP6D2	0.00	FHLB 1 9/30/2026-22		0.00	44,500.00	0.00	44,500.00



## City of Glendale Transaction Summary by Action Report Group: City of Glendale

Begin Date: 6/30/2022, End Date: 6/30/2023

Action	Settlement Date	CUSIP	Face Amount / Shares	Description	Purchase Price	Principal	Interest / Dividends	YTM @ Cost	Total
Interest	10/1/2022	882723A74	0.00	Texas State GO Bonds 2.531 10/1/2023		0.00	42,077.88	0.00	42,077.88
Interest	10/1/2022	LACPIF	0.00	LA County Pool LGIP		0.00	86,391.31	0.00	86,391.31
Interest	10/1/2022	419792A97	0.00	State of Hawaii GO Bond 1.283 10/1/2026		0.00	11,226.25	0.00	11,226.25
Interest	10/1/2022	13063DDG0	0.00	CA State GO Bonds 2.25 10/1/2023		0.00	15,637.50	0.00	15,637.50
Interest	10/1/2022	196480KQ9	0.00	Colorado St Housing Auth Revenue Bond 1.218 4/1/20		0.00	8,952.30	0.00	8,952.30
Interest	10/1/2022	072024XD9	0.00	Bay Area Toll Authority Revenue Bond 1.433 4/1/202		0.00	16,586.98	0.00	16,586.98
Interest	10/1/2022	196480KR7	0.00	Colorado St Housing Auth Revenue Bond 1.318 10/1/2		0.00	9,819.10	0.00	9,819.10
Interest	10/5/2022	3135G0T78	0.00	FNMA 2 10/5/2022		0.00	50,000.00	0.00	50,000.00
Interest	10/9/2022	57629WBV1	0.00	Massmutual Global Funding 3.6 4/9/2024		0.00	63,000.00	0.00	63,000.00
Interest	10/10/2022	64952WDG5	0.00	New York Life Global 2.875 4/10/2024		0.00	69,071.88	0.00	69,071.88
Interest	10/10/2022	3130AF4K0	0.00	FHLB 3.15 10/10/2023		0.00	94,500.00	0.00	94,500.00
Interest	10/11/2022	931142DH3	0.00	Walmart Inc 2.55 4/11/2023		0.00	127,500.00	0.00	127,500.00
Interest	10/14/2022	3130APDR3	0.00	FHLB 1.2 10/14/2026-22		0.00	30,000.00	0.00	30,000.00
Interest	10/17/2022	LAIF-GFA	0.00	CA Local Agency Inv. Fund LGIP-Quarterly		0.00	217,830.42	0.00	217,830.42
Interest	10/17/2022	LAIF-CITY	0.00	CA Local Agency Inv. Fund LGIP-Quarterly		0.00	155,677.72	0.00	155,677.72
Interest	10/17/2022	57629WBR0	0.00	Massmutual Global Funding 2.5 10/17/2022		0.00	81,475.00	0.00	81,475.00
Interest	10/19/2022	3130APD28	0.00	FHLB 1.15 10/19/2026-22		0.00	28,750.00	0.00	28,750.00
Interest	10/21/2022	3130APAY1	0.00	FHLB 1.1 10/21/2026-22		0.00	27,500.00	0.00	27,500.00
Interest	10/23/2022	637639AB1	0.00	National Securities Clearing Corp 1.5 4/23/2025		0.00	37,500.00	0.00	37,500.00
Interest	10/24/2022	3135G0K36	0.00	FNMA 2.125 4/24/2026		0.00	106,250.00	0.00	106,250.00
Interest	10/26/2022	3130AP4H5	0.00	FHLB 1.15 10/26/2026-21		0.00	28,750.00	0.00	28,750.00
Interest	10/28/2022	3130APGP4	0.00	FHLB 1.15 10/28/2026-22		0.00	28,750.00	0.00	28,750.00
Interest	10/31/2022	91282CAT8	0.00	T-Note 0.25 10/31/2025		0.00	6,250.00	0.00	6,250.00
Interest	10/31/2022	91282YM6	0.00	T-Note 1.5 10/31/2024		0.00	37,500.00	0.00	37,500.00
Interest	10/31/2022	91282CEN7	0.00	T-Note 2.75 4/30/2027		0.00	68,750.00	0.00	68,750.00
Interest	11/1/2022	MMCITY- MSGOVT	0.00	Morgan Stanley Government Fund MM MM		0.00	39,437.28	0.00	39,437.28



# City of Glendale

## Transaction Summary by Action

### Report Group: City of Glendale

Begin Date: 6/30/2022, End Date: 6/30/2023

Action	Settlement Date	CUSIP	Face Amount / Shares	Description	Purchase Price	Principal	Interest / Dividends	YTM @ Cost	Total
Interest	11/1/2022	LACPIF	0.00	LA County Pool LGIP		0.00	117,803.89	0.00	117,803.89
Interest	11/1/2022	13077DMK5	0.00	California State University Revenue Bonds 0.685 11		0.00	3,425.00	0.00	3,425.00
Interest	11/1/2022	594918AT1	0.00	Microsoft Corp 2.375 5/1/2023		0.00	23,750.00	0.00	23,750.00
Interest	11/1/2022	MMCITY-GOLDMAN	0.00	Goldman Government Fund MM		0.00	41,872.38	0.00	41,872.38
Interest	11/1/2022	605581LJ4	0.00	Mississippi State GO Bonds 3.408 11/1/2023		0.00	25,560.00	0.00	25,560.00
Interest	11/1/2022	90327QD89	0.00	USAA Capital Corp 3.375 5/1/2025		0.00	72,656.25	0.00	72,656.25
Interest	11/6/2022	40139LAF0	0.00	Guardian Life 2.9 5/6/2024		0.00	109,040.00	0.00	109,040.00
Interest	11/10/2022	3130APKQ7	0.00	FHLB 1.25 11/10/2026-22		0.00	31,250.00	0.00	31,250.00
Interest	11/11/2022	037833CR9	0.00	Apple Inc 3.2 5/11/2027		0.00	80,000.00	0.00	80,000.00
Interest	11/13/2022	40139LBD4	0.00	Guardian Life 1.25 5/13/2026		0.00	29,206.25	0.00	29,206.25
Interest	11/15/2022	91282CDH1	0.00	T-Note 0.75 11/15/2024		0.00	18,750.00	0.00	18,750.00
Interest	11/15/2022	91412HDK6	0.00	University of CA Regents 3.333 5/15/2023		0.00	24,997.50	0.00	24,997.50
Interest	11/15/2022	88213AHK4	0.00	Texas A&M University 2.734 5/15/2023		0.00	68,350.00	0.00	68,350.00
Interest	11/15/2022	91412HGF4	0.00	University of CA Revenue Bonds 1.316 5/15/2027		0.00	48,823.60	0.00	48,823.60
Interest	11/15/2022	88213ABX2	0.00	Texas A&M University 2.933 5/15/2026		0.00	21,997.50	0.00	21,997.50
Interest	11/15/2022	91412HBK8	0.00	University of CA Regents 3.297 5/15/2023		0.00	32,970.00	0.00	32,970.00
Interest	11/15/2022	912828WE6	0.00	T-Note 2.75 11/15/2023		0.00	110,000.00	0.00	110,000.00
Interest	11/15/2022	91412GTF2	0.00	CA State GO Bonds 3.789 5/15/2024-13		0.00	18,945.00	0.00	18,945.00
Interest	11/15/2022	912828TY6	0.00	T-Note 1.625 11/15/2022		0.00	40,625.00	0.00	40,625.00
Interest	11/15/2022	91412HGE7	0.00	University of CA Revenue Bonds 0.883 5/15/2025		0.00	23,929.30	0.00	23,929.30
Interest	11/15/2022	88213AKB0	0.00	Texas A&M University 2.549 5/15/2024		0.00	24,406.68	0.00	24,406.68
Interest	11/18/2022	3130APQG3	0.00	FHLB 1.2 11/18/2025-22		0.00	30,000.00	0.00	30,000.00
Interest	11/22/2022	3130AMCB6	0.00	FHLB 1 5/22/2026-22		0.00	25,000.00	0.00	25,000.00
Interest	11/23/2022	3130APRJ6	0.00	FHLB 1.5 11/23/2026-22		0.00	37,500.00	0.00	37,500.00
Interest	11/24/2022	3130APQW8	0.00	FHLB 1.5 11/24/2026-22		0.00	75,000.00	0.00	75,000.00
Interest	11/28/2022	3130AQU76	0.00	FHLB 1.6 11/28/2025-23		0.00	40,000.00	0.00	40,000.00



## City of Glendale Transaction Summary by Action Report Group: City of Glendale

Begin Date: 6/30/2022, End Date: 6/30/2023

Action	Settlement Date	CUSIP	Face Amount / Shares	Description	Purchase Price	Principal	Interest / Dividends	YTM @ Cost	Total
Interest	12/1/2022	MMCITY-MSGOVT	0.00	Morgan Stanley Government Fund MM MM		0.00	145,386.95	0.00	145,386.95
Interest	12/1/2022	13032UXL7	0.00	CA State Health Facs Fin Revenue Bonds 0.752 6/1/2		0.00	7,520.00	0.00	7,520.00
Interest	12/1/2022	LACPIF	0.00	LA County Pool LGIP		0.00	126,465.56	0.00	126,465.56
Interest	12/1/2022	13032UXM5	0.00	CA State Health Facs Fin Revenue Bonds 0.952 6/1/2		0.00	8,330.00	0.00	8,330.00
Interest	12/1/2022	088006JY8	0.00	City of Beverly Hills Revenue Bonds 0.73 6/1/2024		0.00	2,737.50	0.00	2,737.50
Interest	12/1/2022	13032UC22	0.00	CA ST Health Fac Fin Authority 2.991 6/1/2025		0.00	29,910.00	0.00	29,910.00
Interest	12/1/2022	13032UVC9	0.00	CA ST Health Fac Fin Authority 2.211 6/1/2025		0.00	33,165.00	0.00	33,165.00
Interest	12/1/2022	MMCITY-GOLDMAN	0.00	Goldman Government Fund MM		0.00	149,914.85	0.00	149,914.85
Interest	12/1/2022	574193VR6	0.00	State of Maryland GO Bond 3.15 6/1/2026		0.00	82,779.38	0.00	82,779.38
Interest	12/1/2022	13032UC30	0.00	CA ST Health Fac Fin Authority 3.044 6/1/2026		0.00	22,830.00	0.00	22,830.00
Interest	12/1/2022	85440KAC8	0.00	Stanford University 1.289 6/1/2027		0.00	12,857.78	0.00	12,857.78
Interest	12/1/2022	088006JZ5	0.00	City of Beverly Hills Revenue Bonds 0.83 6/1/2025		0.00	2,801.25	0.00	2,801.25
Interest	12/1/2022	91417KN23	0.00	University of Colorado 2.649 6/1/2024		0.00	14,569.50	0.00	14,569.50
Interest	12/2/2022	3130APW43	0.00	FHLB 1.5 12/2/2026-22		0.00	37,500.00	0.00	37,500.00
Interest	12/7/2022	637639AE5	0.00	National Securities Clearing Corp 0.75 12/7/2025		0.00	18,750.00	0.00	18,750.00
Interest	12/8/2022	3130A0F70	0.00	FHLB 3.375 12/8/2023		0.00	168,750.00	0.00	168,750.00
Interest	12/9/2022	313383QR5	0.00	FHLB 3.25 6/9/2023		0.00	81,250.00	0.00	81,250.00
Interest	12/9/2022	3130AMNH1	0.00	FHLB 1.08 6/9/2026-21		0.00	27,000.00	0.00	27,000.00
Interest	12/11/2022	3130ASGU7	0.00	FHLB 3.5 6/11/2027		0.00	50,701.39	0.00	50,701.39
Interest	12/12/2022	3130AEB74	0.00	FHLB 3.125 12/12/2025		0.00	99,609.38	0.00	99,609.38
Interest	12/13/2022	3130ASG86	0.00	FHLB 3.375 6/13/2025		0.00	50,062.50	0.00	50,062.50
Interest	12/15/2022	931142DU4	0.00	Wal-Mart Stores Inc 2.35 12/15/2022		0.00	58,750.00	0.00	58,750.00
Interest	12/15/2022	931142DV2	0.00	Walmart Inc 2.65 12/15/2024		0.00	75,021.50	0.00	75,021.50
Interest	12/15/2022	91282CCG4	0.00	T-Note 0.25 6/15/2024		0.00	6,250.00	0.00	6,250.00
Interest	12/15/2022	91282CDN8	0.00	T-Note 1 12/15/2024		0.00	25,000.00	0.00	25,000.00



# City of Glendale

## Transaction Summary by Action

### Report Group: City of Glendale

Begin Date: 6/30/2022, End Date: 6/30/2023

Action	Settlement Date	CUSIP	Face Amount / Shares	Description	Purchase Price	Principal	Interest / Dividends	YTM @ Cost	Total
Interest	12/15/2022	7976465B8	0.00	San Francisco City & County GO Bonds 2.621 6/1		0.00	6,159.35	0.00	6,159.35
Interest	12/17/2022	3130APXD2	0.00	FHLB 1.55 12/17/2026-22		0.00	38,750.00	0.00	38,750.00
Interest	12/17/2022	3130AQ3G6	0.00	FHLB 1.5 6/17/2026-22		0.00	37,500.00	0.00	37,500.00
Interest	12/19/2022	3137EAEN5	0.00	FHLMC 2.75 6/19/2023		0.00	68,750.00	0.00	68,750.00
Interest	12/20/2022	037833CX6	0.00	Apple Inc 3 6/20/2027-22		0.00	75,000.00	0.00	75,000.00
Interest	12/22/2022	3130AQ5C3	0.00	FHLB 1.55 12/22/2026-22		0.00	38,750.00	0.00	38,750.00
Interest	12/26/2022	931142EK5	0.00	Walmart Inc 3.4 6/26/2023		0.00	85,000.00	0.00	85,000.00
Interest	12/31/2022	9128286Z8	0.00	T-Note 1.75 6/30/2024		0.00	43,750.00	0.00	43,750.00
Interest	12/31/2022	91282CDQ1	0.00	T-Note 1.25 12/31/2026		0.00	31,250.00	0.00	31,250.00
Interest	12/31/2022	3130AQAB9	0.00	FHLB 1.625 12/30/2026-22		0.00	40,625.00	0.00	40,625.00
Interest	1/1/2023	LACPIF	0.00	LA County Pool LGIP		0.00	104,941.08	0.00	104,941.08
Interest	1/1/2023	91412GU94	0.00	University of CA Revenue Bonds 3.063 7/1/2025		0.00	88,827.00	0.00	88,827.00
Interest	1/8/2023	3130AU4V3	0.00	FHLB 4.8 1/8/2024		0.00	20,000.00	0.00	20,000.00
Interest	1/11/2023	66815L2F5	0.00	NW Mutual Global 1.75 1/11/2027		0.00	32,287.50	0.00	32,287.50
Interest	1/13/2023	037833DE7	0.00	Apple Inc 2.4 1/13/2023		0.00	60,000.00	0.00	60,000.00
Interest	1/14/2023	3130AQEW9	0.00	FHLB 1.5 1/14/2027-22		0.00	37,500.00	0.00	37,500.00
Interest	1/14/2023	66815L2A6	0.00	NW Mutual Global 0.8 1/14/2026		0.00	10,000.00	0.00	10,000.00
Interest	1/14/2023	57629WCQ1	0.00	Massmutual Global Funding 2.35 1/14/2027		0.00	13,442.00	0.00	13,442.00
Interest	1/14/2023	64952WCH4	0.00	New York Life Global 2.35 7/14/2026		0.00	103,400.00	0.00	103,400.00
Interest	1/15/2023	64972HN81	0.00	New York City Trans. Revenue Bonds 3.11 7/15/2023		0.00	77,750.00	0.00	77,750.00
Interest	1/15/2023	64952WDW0	0.00	New York Life Global FDG 0.85 1/15/2026		0.00	21,250.00	0.00	21,250.00
Interest	1/15/2023	3130AMYP1	0.00	FHLB 1.125 7/15/2026-21		0.00	28,125.00	0.00	28,125.00
Interest	1/15/2023	576004HD0	0.00	Massachusetts Cmnrwealth Revenue Bond 3.68 7/15/202		0.00	69,000.00	0.00	69,000.00
Interest	1/15/2023	91282CDS7	0.00	T-Note 1.125 1/15/2025		0.00	56,250.00	0.00	56,250.00
Interest	1/16/2023	57629WDE7	0.00	Massmutual Global Funding 1.2 7/16/2026		0.00	30,000.00	0.00	30,000.00
Interest	1/17/2023	64952WCN1	0.00	New York Life Global 2.9 1/17/2024		0.00	72,500.00	0.00	72,500.00
Interest	1/19/2023	3135G0T94	0.00	FNMA 2.375 1/19/2023		0.00	59,375.00	0.00	59,375.00



## City of Glendale Transaction Summary by Action Report Group: City of Glendale

Begin Date: 6/30/2022, End Date: 6/30/2023

Action	Settlement Date	CUSIP	Face Amount / Shares	Description	Purchase Price	Principal	Interest / Dividends	YTM @ Cost	Total
Interest	1/19/2023	3130AQJ87	0.00	FHLB 1.6 1/19/2027-22		0.00	40,000.00	0.00	40,000.00
Interest	1/25/2023	3130AFBD8	0.00	FHLB 3.125 7/25/2023		0.00	78,125.00	0.00	78,125.00
Interest	1/27/2023	3130AQM83	0.00	FHLB 1.6 7/27/2026-22		0.00	40,000.00	0.00	40,000.00
Interest	1/27/2023	3130AQM26	0.00	FHLB 1.7 1/27/2027-23		0.00	42,500.00	0.00	42,500.00
Interest	1/28/2023	3130AKPQ3	0.00	FHLB 0.58 1/28/2026-22		0.00	29,000.00	0.00	29,000.00
Interest	1/28/2023	3130AQHG1	0.00	FHLB 1.61 1/28/2027-22		0.00	40,250.00	0.00	40,250.00
Interest	1/29/2023	3130AN4R8	0.00	FHLB 1.125 7/29/2026-21		0.00	28,125.00	0.00	28,125.00
Interest	1/31/2023	912828Y87	0.00	T-Note 1.75 7/31/2024		0.00	43,750.00	0.00	43,750.00
Interest	1/31/2023	91282CAB7	0.00	T-Note 0.25 7/31/2025		0.00	12,500.00	0.00	12,500.00
Interest	2/1/2023	574193GK8	0.00	State of Maryland GO Bond 2.8 8/1/2027-12		0.00	70,000.00	0.00	70,000.00
Interest	2/1/2023	64971XH27	0.00	NYC Transitional 2.02 2/1/2027		0.00	50,500.00	0.00	50,500.00
Interest	2/1/2023	LACPIF	0.00	LA County Pool LGIP		0.00	124,456.40	0.00	124,456.40
Interest	2/1/2023	77781RCQ4	0.00	Roseville Financial Authority 0.887 2/1/2025		0.00	6,652.50	0.00	6,652.50
Interest	2/1/2023	798170AF3	0.00	San Jose CA Successor Agency 2.828 8/1/2023		0.00	70,700.00	0.00	70,700.00
Interest	2/1/2023	419792YR1	0.00	State of Hawaii GO Bond 0.893 8/1/2026		0.00	8,528.15	0.00	8,528.15
Interest	2/1/2023	802498ZA6	0.00	Santa Monica Malibu USD 0.849 8/1/2026		0.00	5,497.28	0.00	5,497.28
Interest	2/1/2023	54438CYL0	0.00	LA Comm Coll Dist GO Bonds 1.174 8/1/2026		0.00	29,350.00	0.00	29,350.00
Interest	2/1/2023	03444RAB4	0.00	Andrew W Mellon Foundation 0.947 8/1/2027-22		0.00	30,654.39	0.00	30,654.39
Interest	2/6/2023	594918BX1	0.00	Microsoft Corp 2.875 2/6/2024		0.00	71,875.00	0.00	71,875.00
Interest	2/12/2023	3130ANBR0	0.00	FHLB 1.05 8/12/2026-22		0.00	26,250.00	0.00	26,250.00
Interest	2/12/2023	3130ANET3	0.00	FHLB 1 8/12/2026-21		0.00	25,000.00	0.00	25,000.00
Interest	2/15/2023	91282CDZ1	0.00	T-Note 1.5 2/15/2025		0.00	37,500.00	0.00	37,500.00
Interest	2/15/2023	02079KAC1	0.00	Alphabet Inc 1.998 8/15/2026		0.00	49,950.00	0.00	49,950.00
Interest	2/15/2023	3130AGWK7	0.00	FHLB 1.5 8/15/2024		0.00	37,500.00	0.00	37,500.00
Interest	2/15/2023	882806EQ1	0.00	Texas Tech University 2.761 2/15/2023		0.00	69,025.00	0.00	69,025.00
Interest	2/15/2023	742718EB1	0.00	Proctor & Gamble 3.1 8/15/2023		0.00	71,036.50	0.00	71,036.50
Interest	2/15/2023	9128282R0	0.00	T-Note 2.25 8/15/2027		0.00	56,250.00	0.00	56,250.00



## City of Glendale Transaction Summary by Action Report Group: City of Glendale

Begin Date: 6/30/2022, End Date: 6/30/2023

Action	Settlement Date	CUSIP	Face Amount / Shares	Description	Purchase Price	Principal	Interest / Dividends	YTM @ Cost	Total
Interest	2/15/2023	64990FS88	0.00	New York State Dormitory 2.558 2/15/2027		0.00	31,527.35	0.00	31,527.35
Interest	2/17/2023	3130AQPE7	0.00	FHLB 1.9 2/17/2027-22		0.00	63,175.00	0.00	63,175.00
Interest	2/18/2023	3130AKYG5	0.00	FHLB 0.555 2/18/2026-21		0.00	27,750.00	0.00	27,750.00
Interest	2/23/2023	037833BU3	0.00	Apple Inc 2.85 2/23/2023		0.00	71,250.00	0.00	71,250.00
Interest	2/25/2023	3130AQRH8	0.00	FHLB 2 2/25/2027-22		0.00	50,000.00	0.00	50,000.00
Interest	2/26/2023	3130ANND8	0.00	FHLB 1.05 8/26/2026-21		0.00	26,250.00	0.00	26,250.00
Interest	2/26/2023	3130ALB94	0.00	FHLB 0.63 2/26/2026-21		0.00	15,750.00	0.00	15,750.00
Interest	2/27/2023	3130ANM56	0.00	FHLB 1.05 8/27/2026-21		0.00	38,850.00	0.00	38,850.00
Interest	2/28/2023	91282CBQ3	0.00	T-Note 0.5 2/28/2026		0.00	25,000.00	0.00	25,000.00
Interest	2/28/2023	3130AQT94	0.00	FHLB 1.6 8/28/2025-23		0.00	40,000.00	0.00	40,000.00
Interest	2/28/2023	3130AQT52	0.00	FHLB 1.25 2/28/2024-23		0.00	31,250.00	0.00	31,250.00
Interest	2/28/2023	3130AQZF3	0.00	FHLB 2 2/28/2025-23		0.00	50,000.00	0.00	50,000.00
Interest	2/28/2023	91282CAJ0	0.00	T-Note 0.25 8/31/2025		0.00	12,500.00	0.00	12,500.00
Interest	2/28/2023	3130AQTA1	0.00	FHLB 1.4 8/28/2024-23		0.00	35,000.00	0.00	35,000.00
Interest	3/1/2023	MMCITY-MSGOV	0.00	Morgan Stanley Government Fund MM MM		0.00	168,358.65	0.00	168,358.65
Interest	3/1/2023	13063DSU3	0.00	CA State GO Bonds 4 3/1/2023		0.00	100,000.00	0.00	100,000.00
Interest	3/1/2023	798135H51	0.00	City of San Jose GO Bonds 2.3 9/1/2023		0.00	23,000.00	0.00	23,000.00
Interest	3/1/2023	LACPIF	0.00	LA County Pool LGIP		0.00	95,048.00	0.00	95,048.00
Interest	3/1/2023	30231GAR3	0.00	Exxon Mobil Corp 2.726 3/1/2023		0.00	27,260.00	0.00	27,260.00
Interest	3/1/2023	3130AT7E1	0.00	FHLB 3.25 9/10/2027		0.00	81,250.00	0.00	81,250.00
Interest	3/1/2023	92778WKR6	0.00	Virginia State College Revenue Bond 0.61 9/1/2025		0.00	15,250.00	0.00	15,250.00
Interest	3/1/2023	MMCITY-GOLDMAN	0.00	Goldman Government Fund MM		0.00	170,241.05	0.00	170,241.05
Interest	3/1/2023	451174AAA4	0.00	Idaho Energy Resources Authority 2.297 9/1/2023		0.00	15,217.63	0.00	15,217.63
Interest	3/1/2023	798135E88	0.00	City of San Jose GO Bonds 2.45 9/1/2025		0.00	54,022.50	0.00	54,022.50
Interest	3/1/2023	010268CN8	0.00	Alabama Federal Aid 1.268 9/1/2026		0.00	19,020.00	0.00	19,020.00
Interest	3/3/2023	478160CE2	0.00	Johnson and Johnson 2.95 3/3/2027		0.00	90,771.50	0.00	90,771.50
Interest	3/8/2023	3130ATKJ5	0.00	FHLB 4.375 3/8/2024		0.00	56,510.42	0.00	56,510.42



## City of Glendale Transaction Summary by Action Report Group: City of Glendale

Begin Date: 6/30/2022, End Date: 6/30/2023

Action	Settlement Date	CUSIP	Face Amount / Shares	Description	Purchase Price	Principal	Interest / Dividends	YTM @ Cost	Total
Interest	3/8/2023	313383YJ4	0.00	FHLB 3.375 9/8/2023		0.00	84,375.00	0.00	84,375.00
Interest	3/8/2023	57629WCH1	0.00	Massmutual Global Funding 3.4 3/8/2026		0.00	45,118.00	0.00	45,118.00
Interest	3/8/2023	3130ATF28	0.00	FHLB 4 3/8/2024		0.00	93,888.89	0.00	93,888.89
Interest	3/10/2023	3130ADMX7	0.00	FHLB 2.5 3/10/2023		0.00	62,500.00	0.00	62,500.00
Interest	3/10/2023	3130AR4D0	0.00	FHLB 2 3/10/2025-22		0.00	50,000.00	0.00	50,000.00
Interest	3/11/2023	037833DN7	0.00	Apple Inc 2.05 9/11/2026		0.00	51,250.00	0.00	51,250.00
Interest	3/13/2023	3133XVDG3	0.00	FHLB 4.375 9/13/2024		0.00	109,375.00	0.00	109,375.00
Interest	3/15/2023	64990FD68	0.00	New York State Dormitory 1.538 3/15/2027		0.00	38,450.00	0.00	38,450.00
Interest	3/15/2023	6500357B8	0.00	New York State Urban Dev 2.88 3/15/2024		0.00	21,600.00	0.00	21,600.00
Interest	3/15/2023	650036EN2	0.00	New York State Urban Dev 3.35 3/15/2026		0.00	31,741.25	0.00	31,741.25
Interest	3/15/2023	64985TBA8	0.00	New York State Urban Dev 2.25 3/15/2026		0.00	56,250.00	0.00	56,250.00
Interest	3/15/2023	650036EP7	0.00	New York State Urban Dev 3.35 3/15/2026		0.00	23,533.75	0.00	23,533.75
Interest	3/15/2023	66815L2K4	0.00	NW Mutual Global 4.35 9/15/2027		0.00	108,750.00	0.00	108,750.00
Interest	3/15/2023	084670BR8	0.00	Berkshire Hathaway Inc 2.75 3/15/2023		0.00	68,750.00	0.00	68,750.00
Interest	3/15/2023	6500358M3	0.00	New York State Urban Dev 3.1 3/15/2024		0.00	19,452.50	0.00	19,452.50
Interest	3/16/2023	3130ANTD2	0.00	FHLB 1 9/16/2026-21		0.00	25,000.00	0.00	25,000.00
Interest	3/16/2023	3130ALDN1	0.00	FHLB 0.8 3/16/2026-21		0.00	20,000.00	0.00	20,000.00
Interest	3/17/2023	MMCITY- MSGOVT	0.00	Morgan Stanley Government Fund MM MM		0.00	85,953.20	0.00	85,953.20
Interest	3/17/2023	3130ANSB7	0.00	FHLB 1 9/17/2026-22		0.00	25,000.00	0.00	25,000.00
Interest	3/17/2023	MMCITY- GOLDMAN	0.00	Goldman Government Fund MM		0.00	85,777.26	0.00	85,777.26
Interest	3/20/2023	89236TFN0	0.00	Toyota Motor Credit 3.45 9/20/2023		0.00	86,250.00	0.00	86,250.00
Interest	3/21/2023	3130ANUN8	0.00	FHLB 1.04 9/21/2026-21		0.00	26,000.00	0.00	26,000.00
Interest	3/24/2023	3130ARBE0	0.00	FHLB 2 9/24/2024-22		0.00	50,000.00	0.00	50,000.00
Interest	3/28/2023	3130ANUZ1	0.00	FHLB 1.06 9/28/2026-21		0.00	53,000.00	0.00	53,000.00
Interest	3/29/2023	3130ARA68	0.00	FHLB 2.35 3/29/2027-22		0.00	58,750.00	0.00	58,750.00
Interest	3/30/2023	3130AQBQ5	0.00	FHLB 1.5 3/30/2026-22		0.00	37,500.00	0.00	37,500.00
Interest	3/30/2023	3130AP6D2	0.00	FHLB 1 9/30/2026-22		0.00	44,500.00	0.00	44,500.00





## City of Glendale Transaction Summary by Action Report Group: City of Glendale

Begin Date: 6/30/2022, End Date: 6/30/2023

Action	Settlement Date	CUSIP	Face Amount / Shares	Description	Purchase Price	Principal	Interest / Dividends	YTM @ Cost	Total
Interest	3/31/2023	3130ALVL5	0.00	FHLB 0.91 12/30/2025-21		0.00	22,750.00	0.00	22,750.00
Interest	3/31/2023	3130AMZA3	0.00	FHLB 1 3/30/2026-21		0.00	25,000.00	0.00	25,000.00
Interest	4/1/2023	13063D2U1	0.00	State of CA GO Bond 5.25 10/1/2027		0.00	97,708.33	0.00	97,708.33
Interest	4/1/2023	882723A74	0.00	Texas State GO Bonds 2.531 10/1/2023		0.00	42,077.88	0.00	42,077.88
Interest	4/1/2023	LACPIF	0.00	LA County Pool LGIP		0.00	122,425.95	0.00	122,425.95
Interest	4/1/2023	419792A97	0.00	State of Hawaii GO Bond 1.283 10/1/2026		0.00	11,226.25	0.00	11,226.25
Interest	4/1/2023	13063DDG0	0.00	CA State GO Bonds 2.25 10/1/2023		0.00	15,637.50	0.00	15,637.50
Interest	4/1/2023	13063DGB8	0.00	State of CA GO Bond 3.375 4/1/2025		0.00	54,000.00	0.00	54,000.00
Interest	4/1/2023	196480KQ9	0.00	Colorado St Housing Auth Revenue Bond 1.218 4/1/20		0.00	8,952.30	0.00	8,952.30
Interest	4/1/2023	072024XD9	0.00	Bay Area Toll Authority Revenue Bond 1.433 4/1/202		0.00	16,586.98	0.00	16,586.98
Interest	4/1/2023	196480KR7	0.00	Colorado St Housing Auth Revenue Bond 1.318 10/1/2		0.00	9,819.10	0.00	9,819.10
Interest	4/3/2023	3130ATT31	0.00	FHLB 4.5 10/3/2024		0.00	96,875.00	0.00	96,875.00
Interest	4/9/2023	57629WBV1	0.00	Massmutual Global Funding 3.6 4/9/2024		0.00	63,000.00	0.00	63,000.00
Interest	4/10/2023	64952WDG5	0.00	New York Life Global 2.875 4/10/2024		0.00	69,071.88	0.00	69,071.88
Interest	4/10/2023	3130AF4K0	0.00	FHLB 3.15 10/10/2023		0.00	94,500.00	0.00	94,500.00
Interest	4/11/2023	931142DH3	0.00	Walmart Inc 2.55 4/11/2023		0.00	127,500.00	0.00	127,500.00
Interest	4/14/2023	3130APDR3	0.00	FHLB 1.2 10/14/2026-22		0.00	30,000.00	0.00	30,000.00
Interest	4/19/2023	3130APD28	0.00	FHLB 1.15 10/19/2026-22		0.00	28,750.00	0.00	28,750.00
Interest	4/19/2023	LAIF-GFA	0.00	CA Local Agency Inv. Fund LGIP-Quarterly		0.00	141,680.54	0.00	141,680.54
Interest	4/19/2023	LAIF-CITY	0.00	CA Local Agency Inv. Fund LGIP-Quarterly		0.00	148,408.75	0.00	148,408.75
Interest	4/21/2023	3130APAY1	0.00	FHLB 1.1 10/21/2026-22		0.00	27,500.00	0.00	27,500.00
Interest	4/23/2023	637639AB1	0.00	National Securities Clearing Corp 1.5 4/23/2025		0.00	37,500.00	0.00	37,500.00
Interest	4/24/2023	3135G0K36	0.00	FNMA 2.125 4/24/2026		0.00	106,250.00	0.00	106,250.00
Interest	4/26/2023	3130AP4H5	0.00	FHLB 1.15 10/26/2026-21		0.00	28,750.00	0.00	28,750.00
Interest	4/28/2023	3130APGP4	0.00	FHLB 1.15 10/28/2026-22		0.00	28,750.00	0.00	28,750.00
Interest	4/28/2023	40139LBG7	0.00	Guardian Life 5.55 10/28/2027		0.00	138,750.00	0.00	138,750.00
Interest	4/29/2023	3130ALZE7	0.00	FHLB 1.35 4/29/2027-23		0.00	20,250.00	0.00	20,250.00



## City of Glendale Transaction Summary by Action Report Group: City of Glendale

Begin Date: 6/30/2022, End Date: 6/30/2023

Action	Settlement Date	CUSIP	Face Amount / Shares	Description	Purchase Price	Principal	Interest / Dividends	YTM @ Cost	Total
Interest	4/30/2023	91282CAT8	0.00	T-Note 0.25 10/31/2025		0.00	6,250.00	0.00	6,250.00
Interest	4/30/2023	912828YM6	0.00	T-Note 1.5 10/31/2024		0.00	37,500.00	0.00	37,500.00
Interest	4/30/2023	91282CEN7	0.00	T-Note 2.75 4/30/2027		0.00	68,750.00	0.00	68,750.00
Interest	5/1/2023	LACPIF	0.00	LA County Pool LGIP		0.00	108,969.21	0.00	108,969.21
Interest	5/1/2023	13077DMK5	0.00	California State University Revenue Bonds 0.685 11		0.00	3,425.00	0.00	3,425.00
Interest	5/1/2023	594918AT1	0.00	Microsoft Corp 2.375 5/1/2023		0.00	23,750.00	0.00	23,750.00
Interest	5/1/2023	13077DQF2	0.00	CA ST University Revenue Bond 1.361 11/1/2027-22		0.00	12,963.53	0.00	12,963.53
Interest	5/1/2023	605581LJ4	0.00	Mississippi State GO Bonds 3.408 11/1/2023		0.00	25,560.00	0.00	25,560.00
Interest	5/1/2023	90327QD89	0.00	USAA Capital Corp 3.375 5/1/2025		0.00	84,375.00	0.00	84,375.00
Interest	5/6/2023	40139LAF0	0.00	Guardian Life 2.9 5/6/2024		0.00	109,040.00	0.00	109,040.00
Interest	5/10/2023	3130APKQ7	0.00	FHLB 1.25 11/10/2026-22		0.00	31,250.00	0.00	31,250.00
Interest	5/11/2023	037833CR9	0.00	Apple Inc 3.2 5/11/2027		0.00	80,000.00	0.00	80,000.00
Interest	5/13/2023	037833DK3	0.00	Apple Inc 3 11/13/2027-22		0.00	75,000.00	0.00	75,000.00
Interest	5/13/2023	40139LBD4	0.00	Guardian Life 1.25 5/13/2026		0.00	29,206.25	0.00	29,206.25
Interest	5/15/2023	91282CDH1	0.00	T-Note 0.75 11/15/2024		0.00	18,750.00	0.00	18,750.00
Interest	5/15/2023	91412HDK6	0.00	University of CA Regents 3.333 5/15/2023		0.00	24,997.50	0.00	24,997.50
Interest	5/15/2023	3134GX5U4	0.00	FHLMC 5 11/15/2024-23		0.00	125,000.00	0.00	125,000.00
Interest	5/15/2023	88213AHK4	0.00	Texas A&M University 2.734 5/15/2023		0.00	68,350.00	0.00	68,350.00
Interest	5/15/2023	91412HGF4	0.00	University of CA Revenue Bonds 1.316 5/15/2027		0.00	48,823.60	0.00	48,823.60
Interest	5/15/2023	88213ABX2	0.00	Texas A&M University 2.933 5/15/2026		0.00	21,997.50	0.00	21,997.50
Interest	5/15/2023	91412HBK8	0.00	University of CA Regents 3.297 5/15/2023		0.00	32,970.00	0.00	32,970.00
Interest	5/15/2023	912828WE6	0.00	T-Note 2.75 11/15/2023		0.00	110,000.00	0.00	110,000.00
Interest	5/15/2023	91412HGE7	0.00	University of CA Revenue Bonds 0.883 5/15/2025		0.00	23,929.30	0.00	23,929.30
Interest	5/15/2023	88213AKB0	0.00	Texas A&M University 2.549 5/15/2024		0.00	24,406.68	0.00	24,406.68
Interest	5/18/2023	3130APQG3	0.00	FHLB 1.2 11/18/2025-22		0.00	30,000.00	0.00	30,000.00
Interest	5/21/2023	637639AH8	0.00	National Securities Clearing Corp 5.1 11/21/2027-		0.00	100,725.00	0.00	100,725.00



## City of Glendale Transaction Summary by Action Report Group: City of Glendale

Begin Date: 6/30/2022, End Date: 6/30/2023

Action	Settlement Date	CUSIP	Face Amount / Shares	Description	Purchase Price	Principal	Interest / Dividends	YTM @ Cost	Total
Interest	5/22/2023	3130AMCB6	0.00	FHLB 1 5/22/2026-22		0.00	25,000.00	0.00	25,000.00
Interest	5/23/2023	3130APRJ6	0.00	FHLB 1.5 11/23/2026-22		0.00	37,500.00	0.00	37,500.00
Interest	5/24/2023	3130APQW8	0.00	FHLB 1.5 11/24/2026-22		0.00	75,000.00	0.00	75,000.00
Interest	5/28/2023	3130AQU76	0.00	FHLB 1.6 11/28/2025-23		0.00	40,000.00	0.00	40,000.00
Interest	6/1/2023	13032UXL7	0.00	CA State Health Facs Fin Revenue Bonds 0.752 6/1/2		0.00	7,520.00	0.00	7,520.00
Interest	6/1/2023	LACPIF	0.00	LA County Pool LGIP		0.00	146,920.39	0.00	146,920.39
Interest	6/1/2023	13032UXM5	0.00	CA State Health Facs Fin Revenue Bonds 0.952 6/1/2		0.00	8,330.00	0.00	8,330.00
Interest	6/1/2023	088006JY8	0.00	City of Beverly Hills Revenue Bonds 0.73 6/1/2024		0.00	2,737.50	0.00	2,737.50
Interest	6/1/2023	13032UC22	0.00	CA ST Health Fac Fin Authority 2.991 6/1/2025		0.00	29,910.00	0.00	29,910.00
Interest	6/1/2023	13032UVC9	0.00	CA ST Health Fac Fin Authority 2.211 6/1/2025		0.00	33,165.00	0.00	33,165.00
Interest	6/1/2023	574193VR6	0.00	State of Maryland GO Bond 3.15 6/1/2026		0.00	93,712.50	0.00	93,712.50
Interest	6/1/2023	13032UC30	0.00	CA ST Health Fac Fin Authority 3.044 6/1/2026		0.00	22,830.00	0.00	22,830.00
Interest	6/1/2023	85440KAC8	0.00	Stanford University 1.289 6/1/2027		0.00	45,082.78	0.00	45,082.78
Interest	6/1/2023	088006JZ5	0.00	City of Beverly Hills Revenue Bonds 0.83 6/1/2025		0.00	2,801.25	0.00	2,801.25
Interest	6/1/2023	91417KN23	0.00	University of Colorado 2.649 6/1/2024		0.00	14,569.50	0.00	14,569.50
Interest	6/2/2023	3130APW43	0.00	FHLB 1.5 12/2/2026-22		0.00	37,500.00	0.00	37,500.00
Interest	6/7/2023	637639AE5	0.00	National Securities Clearing Corp 0.75 12/7/2025		0.00	18,750.00	0.00	18,750.00
Interest	6/8/2023	3130A0F70	0.00	FHLB 3.375 12/8/2023		0.00	168,750.00	0.00	168,750.00
Interest	6/9/2023	313383QR5	0.00	FHLB 3.25 6/9/2023		0.00	81,250.00	0.00	81,250.00
Interest	6/9/2023	3130AMNH1	0.00	FHLB 1.08 6/9/2026-21		0.00	27,000.00	0.00	27,000.00
Interest	6/10/2023	3130ATUS4	0.00	FHLB 4.25 12/10/2027		0.00	255,000.00	0.00	255,000.00
Interest	6/11/2023	3130ASGU7	0.00	FHLB 3.5 6/11/2027		0.00	52,150.00	0.00	52,150.00
Interest	6/12/2023	3130AEB74	0.00	FHLB 3.125 12/12/2025		0.00	99,609.38	0.00	99,609.38
Interest	6/13/2023	3130ASG86	0.00	FHLB 3.375 6/13/2025		0.00	50,625.00	0.00	50,625.00
Interest	6/15/2023	931142DV2	0.00	Walmart Inc 2.65 12/15/2024		0.00	75,021.50	0.00	75,021.50



## City of Glendale Transaction Summary by Action Report Group: City of Glendale

Begin Date: 6/30/2022, End Date: 6/30/2023

Action	Settlement Date	CUSIP	Face Amount / Shares	Description	Purchase Price	Principal	Interest / Dividends	YTM @ Cost	Total
Interest	6/15/2023	91282CCG4	0.00	T-Note 0.25 6/15/2024		0.00	6,250.00	0.00	6,250.00
Interest	6/15/2023	91282CDN8	0.00	T-Note 1 12/15/2024		0.00	25,000.00	0.00	25,000.00
Interest	6/15/2023	7976465B8	0.00	San Francisco City & County GO Bonds 2.621 6/1		0.00	6,159.35	0.00	6,159.35
Interest	6/15/2023	917567GB9	0.00	Utah State Transit Authority 1.72 12/15/2027-21		0.00	24,811.00	0.00	24,811.00
Interest	6/17/2023	3130APXD2	0.00	FHLB 1.55 12/17/2026-22		0.00	38,750.00	0.00	38,750.00
Interest	6/17/2023	3130AQ3G6	0.00	FHLB 1.5 6/17/2026-22		0.00	37,500.00	0.00	37,500.00
Interest	6/19/2023	3137EAEN5	0.00	FHLMC 2.75 6/19/2023		0.00	68,750.00	0.00	68,750.00
Interest	6/20/2023	037833CX6	0.00	Apple Inc 3 6/20/2027-22		0.00	75,000.00	0.00	75,000.00
Interest	6/22/2023	3130AQ5C3	0.00	FHLB 1.55 12/22/2026-22		0.00	38,750.00	0.00	38,750.00
Interest	6/26/2023	931142EK5	0.00	Walmart Inc 3.4 6/26/2023		0.00	85,000.00	0.00	85,000.00
Interest	6/30/2023	9128286Z8	0.00	T-Note 1.75 6/30/2024		0.00	43,750.00	0.00	43,750.00
Interest	6/30/2023	91282CDQ1	0.00	T-Note 1.25 12/31/2026		0.00	31,250.00	0.00	31,250.00
Interest	6/30/2023	3130AQAB9	0.00	FHLB 1.625 12/30/2026-22		0.00	40,625.00	0.00	40,625.00
<b>Subtotal</b>			<b>0.00</b>			<b>0.00</b>	<b>18,595,711.03</b>		<b>18,595,711.03</b>
<b>Total Interest/Dividends</b>			<b>0.00</b>			<b>0.00</b>	<b>18,595,711.03</b>		<b>18,595,711.03</b>



**City of Glendale**  
**Portfolio Holdings by Asset Class**  
**Report Group: City of Glendale**

Date: 6/30/2023

Description	Face Amount / Shares	Settlement Date	Cost Value	Market Price	Market Value	% Portfolio	Credit Rating	Days To Call/Maturity
CUSIP		YTM @ Cost	Book Value	YTM @ Market	Accrued Interest	Unre. Gain/Loss	Credit Rating	Duration To Maturity
<b>02 - Commercial Paper 25%</b>								
MUFG Bank Ltd NY 0 8/8/2023		3/7/2023	4,893,055.56	99.44	4,971,965.00	0.49%	Moody's-P1	39
62479MV83	5,000,000.00	5.11	4,972,916.67	5.21	0.00	-951.67	S&P-A1	0.11
Natixis NY Branch 0 9/7/2023		3/2/2023	4,865,337.50	99.01	4,950,290.00	0.49%	Moody's-P1	69
63873KW78	5,000,000.00	5.27	4,950,837.50	5.24	0.00	-547.50	S&P-A1	0.19
			<b>9,758,393.06</b>		<b>9,922,255.00</b>	<b>0.98%</b>		<b>54</b>
<b>Sub Total 02 - Commercial Paper 25%</b>	<b>10,000,000.00</b>	<b>5.19</b>	<b>9,923,754.17</b>	<b>5.22</b>	<b>0.00</b>	<b>-1,499.17</b>		<b>0.15</b>
<b>04 - LAIF \$75 M (Set by LAIF)</b>								
CA Local Agency Inv. Fund LGIP-Quarterly		6/30/2013	40,000,000.00	100.00	40,000,000.00	3.95%	NR	1
LAIF-CITY	40,000,000.00	3.15	40,000,000.00	3.15	389,219.18	0.00	NR	0
CA Local Agency Inv. Fund LGIP-Quarterly		6/30/2013	39,000,000.00	100.00	39,000,000.00	3.85%	NR	1
LAIF-GFA	39,000,000.00	3.15	39,000,000.00	3.15	381,452.06	0.00	NR	0
			<b>79,000,000.00</b>		<b>79,000,000.00</b>	<b>7.8%</b>		<b>1</b>
<b>Sub Total 04 - LAIF \$75 M (Set by LAIF)</b>	<b>79,000,000.00</b>	<b>3.15</b>	<b>79,000,000.00</b>	<b>3.15</b>	<b>770,671.24</b>	<b>0.00</b>		<b>0</b>
<b>05 - LA County Pool 10%</b>								
LA County Pool LGIP		6/30/2013	34,255,889.60	100.00	34,255,889.60	3.38%	NR	1
LACPIF	34,255,889.60	3.82	34,255,889.60	3.82	0.00	0.00	NR	0
			<b>34,255,889.60</b>		<b>34,255,889.60</b>	<b>3.38%</b>		<b>1</b>
<b>Sub Total 05 - LA County Pool 10%</b>	<b>34,255,889.60</b>	<b>3.82</b>	<b>34,255,889.60</b>	<b>3.82</b>		<b>0.00</b>		<b>0</b>
<b>06 - Treasury Notes 100%</b>								
T-Bill 0 7/11/2023		6/22/2023	9,973,927.80	99.89	9,988,927.80	0.99%	NR	11
912797FX0	10,000,000.00	5.02	9,984,905.57	3.68	0.00	4,022.23	NR	0.03
T-Bill 0 7/18/2023		6/9/2023	9,946,050.00	99.79	9,979,171.90	0.98%	NR	18
912797FY8	10,000,000.00	5.08	9,975,100.00	4.23	0.00	4,071.90	NR	0.05
T-Bill 0 7/20/2023		6/28/2023	9,969,688.90	99.76	9,976,341.70	0.98%	NR	20
912796ZZ5	10,000,000.00	5.04	9,972,444.46	4.33	0.00	3,897.24	NR	0.05



**City of Glendale**  
**Portfolio Holdings by Asset Class**  
**Report Group: City of Glendale**

Date: 6/30/2023

Description	Face Amount / Shares	Settlement Date	Cost Value	Market Price	Market Value	% Portfolio	Credit Rating	Days To Call/Maturity
CUSIP		YTM @ Cost	Book Value	YTM @ Market	Accrued Interest	Unre. Gain/Loss	Credit Rating	Duration To Maturity
T-Bill 0 7/5/2023		6/7/2023	9,960,722.20	99.97	9,997,270.10	0.99%	NR	5
912797FR3	10,000,000.00	5.14	9,992,986.11	1.99	0.00	4,283.99	NR	0.01
T-Note 0.25 10/31/2025		2/9/2022	4,748,242.19	90.24	4,512,109.40	0.48%	Moodys-Aaa	854
91282CAT8	5,000,000.00	1.65	4,841,910.90	4.71	2,072.01	-329,801.50	Fitch-AAA	2.33
T-Note 0.25 6/15/2024		4/7/2022	4,752,340.00	95.22	4,760,937.50	0.48%	Moodys-Aaa	351
91282CCG4	5,000,000.00	2.59	4,891,339.18	5.43	512.30	-130,401.68	Fitch-AAA	0.96
T-Note 0.25 7/31/2025		2/9/2022	4,769,140.63	90.98	4,549,023.45	0.48%	Moodys-Aaa	762
91282CAB7	5,000,000.00	1.62	4,861,265.90	4.85	5,179.56	-312,242.45	Fitch-AAA	2.08
T-Note 0.25 7/31/2025		3/16/2022	4,712,109.38	90.98	4,549,023.45	0.48%	Moodys-Aaa	762
91282CAB7	5,000,000.00	2.02	4,822,082.20	4.85	5,179.56	-273,058.75	Fitch-AAA	2.08
T-Note 0.25 8/31/2025		2/8/2022	4,760,742.19	90.72	4,535,937.50	0.48%	Moodys-Aaa	793
91282CAJ0	5,000,000.00	1.64	4,854,052.74	4.81	4,144.02	-318,115.24	Fitch-AAA	2.16
T-Note 0.25 8/31/2025		3/16/2022	4,705,859.38	90.72	4,535,937.50	0.48%	Moodys-Aaa	793
91282CAJ0	5,000,000.00	2.02	4,815,463.99	4.81	4,144.02	-279,526.49	Fitch-AAA	2.16
T-Note 0.5 2/28/2026		3/1/2021	9,843,632.60	89.81	8,981,250.00	0.98%	Moodys-Aaa	974
91282CBQ3	10,000,000.00	0.82	9,916,546.93	4.60	16,576.09	-935,296.93	Fitch-AAA	2.65
T-Note 0.75 11/15/2024		3/31/2022	4,778,125.00	94.04	4,701,757.80	0.48%	Moodys-Aaa	504
91282CDH1	5,000,000.00	2.51	4,883,515.62	5.31	4,687.50	-181,757.82	Fitch-AAA	1.37
T-Note 1 12/15/2024		4/1/2022	4,806,054.69	94.10	4,705,078.10	0.48%	Moodys-Aaa	534
91282CDN8	5,000,000.00	2.49	4,895,281.30	5.25	2,049.18	-190,203.20	Fitch-AAA	1.45
T-Note 1.125 1/15/2025		3/31/2022	4,815,625.00	94.03	4,701,367.20	0.48%	Moodys-Aaa	565
91282CDS7	5,000,000.00	2.50	4,897,970.74	5.21	25,794.20	-196,603.54	S&P-AA+	1.52
T-Note 1.125 1/15/2025		5/4/2022	4,771,093.75	94.03	4,701,367.20	0.48%	Moodys-Aaa	565
91282CDS7	5,000,000.00	2.90	4,868,964.51	5.21	25,794.20	-167,597.31	S&P-AA+	1.52



**City of Glendale**  
**Portfolio Holdings by Asset Class**  
**Report Group: City of Glendale**

Date: 6/30/2023

Description	Face Amount / Shares	Settlement Date	Cost Value	Market Price	Market Value	% Portfolio	Credit Rating	Days To Call/Maturity
CUSIP		YTM @ Cost	Book Value	YTM @ Market	Accrued Interest	Unre. Gain/Loss	Credit Rating	Duration To Maturity
T-Note 1.25 12/31/2026		1/11/2022	4,935,546.88	89.97	4,498,632.80	0.49%	Moodys-Aaa	1280
91282CDQ1	5,000,000.00	1.52	4,954,545.46	4.37	0.00	-455,912.66	None	3.43
T-Note 1.5 10/31/2024		4/13/2021	5,175,390.63	95.13	4,756,445.30	0.5%	Moodys-Aaa	489
912828YM6	5,000,000.00	0.50	5,066,126.46	5.33	12,432.06	-309,681.16	Fitch-AAA	1.32
T-Note 1.5 2/15/2025		5/4/2022	4,812,500.00	94.37	4,718,554.70	0.48%	Fitch-AAA	596
91282CDZ1	5,000,000.00	2.91	4,890,225.93	5.15	27,969.61	-171,671.23	Moodys-Aaa	1.6
T-Note 1.75 6/30/2024		4/11/2022	4,908,593.75	96.45	4,822,656.25	0.49%	Moodys-Aaa	366
9128286Z8	5,000,000.00	2.60	4,958,748.84	5.44	0.00	-136,092.59	Fitch-AAA	1
T-Note 1.75 7/31/2024		4/1/2022	4,924,218.75	96.17	4,808,398.45	0.49%	Moodys-Aaa	397
912828Y87	5,000,000.00	2.42	4,964,688.78	5.43	36,256.91	-156,290.33	Fitch-AAA	1.07
T-Note 2.25 8/15/2027		9/16/2022	4,698,046.88	92.41	4,620,312.50	0.47%	Moodys-Aaa	1507
9128282R0	5,000,000.00	3.60	4,746,352.65	4.28	41,954.42	-126,040.15	Fitch-AAA	3.92
T-Note 2.75 11/15/2023		3/20/2019	8,115,312.50	99.08	7,926,250.00	0.79%	Moodys-Aaa	138
912828WE6	8,000,000.00	2.42	8,009,355.16	5.24	27,500.00	-83,105.16	Fitch-AAA	0.38
T-Note 2.75 4/30/2027		6/13/2022	4,939,062.50	94.43	4,721,484.40	0.49%	Moodys-Aaa	1400
91282CEN7	5,000,000.00	3.02	4,952,125.42	4.34	22,792.12	-230,641.02	None	3.64
<b>Sub Total 06 - Treasury Notes 100%</b>			<b>139,822,025.60</b>		<b>136,048,235.00</b>	<b>13.92%</b>		<b>513</b>
			<b>141,015,998.85</b>	<b>4.57</b>	<b>265,037.76</b>	<b>-4,967,763.85</b>		<b>1.38</b>
<b>08 - Corporate Bonds 30%</b>								
Alphabet Inc 1.998 8/15/2026		3/10/2022	4,992,150.00	92.53	4,626,315.45	0.49%	S&P-AA+	1142
02079KAC1	5,000,000.00	2.04	4,994,462.82	4.59	37,462.50	-368,147.37	Moodys-Aa2	3.02
Andrew W Mellon Foundation 0.947 8/1/2027-22		11/18/2022	5,504,842.20	86.55	5,603,170.02	0.56%	Moodys-Aaa	1493
03444RAB4	6,474,000.00	4.52	5,631,278.63	4.60	25,375.02	-28,108.61	S&P-AAA	3.99
Apple Inc 1.2 2/8/2028-23		2/16/2023	4,285,200.00	86.65	4,332,252.00	0.43%	Moodys-Aaa	1684
037833EC0	5,000,000.00	4.43	4,337,886.03	4.44	23,666.67	-5,634.03	S&P-AA+	4.46



**City of Glendale**  
**Portfolio Holdings by Asset Class**  
**Report Group: City of Glendale**

Date: 6/30/2023

Description	Face Amount / Shares	Settlement Date	Cost Value	Market Price	Market Value	% Portfolio	Credit Rating	Days To Call/Maturity
CUSIP		YTM @ Cost	Book Value	YTM @ Market	Accrued Interest	Unre. Gain/Loss	Credit Rating	Duration To Maturity
Apple Inc 2.05 9/11/2026		1/12/2022	5,087,430.00	92.11	4,605,559.90	0.5%	Moodys-Aaa	1169
037833DN7	5,000,000.00	1.66	5,060,015.07	4.74	31,034.72	-454,455.17	S&P-AA+	3.09
Apple Inc 3 11/13/2027-22		12/9/2022	4,755,900.00	94.18	4,709,083.25	0.47%	Moodys-Aaa	1597
037833DK3	5,000,000.00	4.10	4,783,429.06	4.48	19,583.33	-74,345.81	S&P-AA+	4.1
Apple Inc 3 6/20/2027-22		11/4/2022	4,688,250.00	94.67	4,733,588.70	0.47%	Moodys-Aaa	1451
037833CX6	5,000,000.00	4.51	4,732,179.25	4.48	4,166.67	1,409.45	S&P-AA+	3.76
Apple Inc 3.2 5/11/2027		5/11/2022	4,940,550.00	95.40	4,770,096.25	0.49%	Moodys-Aaa	1411
037833CR9	5,000,000.00	3.46	4,954,061.36	4.51	21,777.78	-183,965.11	S&P-AA+	3.64
Guardian Life 1.25 5/13/2026		6/10/2021	3,494,567.31	89.43	3,105,830.91	0.34%	Moodys-Aa2	1048
40139LBD4	3,473,000.00	1.12	3,485,570.93	5.27	5,667.74	-379,740.02	S&P-AA+	2.82
Guardian Life 1.25 5/13/2026		8/9/2021	1,212,516.00	89.43	1,073,134.78	0.12%	Moodys-Aa2	1048
40139LBD4	1,200,000.00	1.03	1,207,547.05	5.27	1,958.33	-134,412.27	S&P-AA+	2.82
Guardian Life 2.9 5/6/2024		5/7/2019	5,019,680.00	97.59	4,879,550.00	0.49%	Moodys-Aa2	311
40139LAF0	5,000,000.00	2.82	5,003,351.85	5.84	21,750.00	-123,801.85	S&P-AA+	0.84
Guardian Life 2.9 5/6/2024		1/17/2020	2,607,741.36	97.59	2,459,293.20	0.25%	Moodys-Aa2	311
40139LAF0	2,520,000.00	2.05	2,537,369.55	5.84	10,962.00	-78,076.35	S&P-AA+	0.84
Guardian Life 5.55 10/28/2027		12/6/2022	5,159,386.32	101.03	5,051,390.10	0.51%	Moodys-Aa1	1581
40139LBG7	5,000,000.00	4.81	5,141,012.74	5.28	47,791.67	-89,622.64	S&P-AA+	3.87
Johnson & Johnson 2.9 1/15/2028-23		1/17/2023	4,765,000.00	94.05	4,702,659.25	0.47%	Moodys-Aaa	1660
478160CK8	5,000,000.00	3.95	4,786,129.39	4.36	66,458.33	-83,470.14	S&P-AAA	4.22
Johnson and Johnson 2.95 3/3/2027		3/9/2022	4,328,468.00	95.34	3,960,561.72	0.42%	Moodys-Aaa	1342
478160CE2	4,154,000.00	2.06	4,282,646.18	4.33	39,826.48	-322,084.46	S&P-AAA	3.47
Johnson and Johnson 2.95 3/3/2027		4/25/2022	1,973,640.00	95.34	1,906,866.50	0.2%	Moodys-Aaa	1342
478160CE2	2,000,000.00	3.25	1,980,047.87	4.33	19,175.00	-73,181.37	S&P-AAA	3.47





**City of Glendale**  
**Portfolio Holdings by Asset Class**  
**Report Group: City of Glendale**

Date: 6/30/2023

Description	Face Amount / Shares	Settlement Date	Cost Value	Market Price	Market Value	% Portfolio	Credit Rating	Days To Call/Maturity
CUSIP		YTM @ Cost	Book Value	YTM @ Market	Accrued Interest	Unre. Gain/Loss	Credit Rating	Duration To Maturity
Massmutual Global Funding 1.2 7/16/2026		7/16/2021	5,012,000.00	88.36	4,418,229.95	0.49%	Moodys-Aa3	1112
57629WDE7	5,000,000.00	1.15	5,007,307.78	5.40	27,333.33	-589,077.83	S&P-AA+	2.98
Massmutual Global Funding 2.35 1/14/2027		7/20/2022	1,066,093.60	90.85	1,039,367.96	0.11%	Moodys-Aa3	1294
57629WCQ1	1,144,000.00	4.03	1,082,492.45	5.21	12,396.51	-43,124.49	S&P-AA+	3.37
Massmutual Global Funding 3.4 3/8/2026		4/5/2021	2,921,682.44	94.98	2,520,707.39	0.28%	Moodys-Aa3	982
57629WCH1	2,654,000.00	1.28	2,800,198.08	5.43	28,073.42	-279,490.69	S&P-AA+	2.56
Massmutual Global Funding 3.6 4/9/2024		6/25/2019	3,679,095.00	98.27	3,439,345.00	0.35%	Moodys-Aa3	284
57629WBV1	3,500,000.00	2.46	3,529,064.56	5.91	28,350.00	-89,719.56	S&P-AA+	0.77
Microsoft Corp 2.875 2/6/2024		2/14/2019	5,014,610.00	98.49	4,924,627.35	0.49%	Moodys-Aaa	221
594918BX1	5,000,000.00	2.81	5,001,776.02	5.46	57,500.00	-77,148.67	S&P-AAA	0.59
National Securities Clearing 5 5/30/2028-28		5/30/2023	5,050,000.00	99.26	4,962,952.30	0.5%	Moodys-Aaa	1766
637639AK1	5,000,000.00	4.77	5,049,151.61	5.17	20,833.33	-86,199.31	S&P-AA+	4.4
National Securities Clearing Corp 0.75 12/7/2025		3/1/2021	4,935,000.00	89.22	4,460,782.90	0.49%	Moodys-Aaa	891
637639AE5	5,000,000.00	1.03	4,966,753.73	5.54	2,395.83	-505,970.83	S&P-AA+	2.42
National Securities Clearing Corp 1.5 4/23/2025		3/25/2021	5,072,050.00	92.97	4,648,439.50	0.5%	Moodys-Aaa	663
637639AB1	5,000,000.00	1.14	5,032,059.83	5.63	13,958.33	-383,620.33	S&P-AA+	1.79
National Securities Clearing Corp 5.1 11/21/2027-		12/6/2022	1,978,564.76	99.37	1,937,781.53	0.2%	Moodys-Aaa	1605
637639AH8	1,950,000.00	4.76	1,975,315.54	5.26	10,773.75	-37,534.01	S&P-AA+	3.97
National Securities Clearing Corp 5.1 11/21/2027-		1/30/2023	2,067,600.00	99.37	1,987,468.24	0.2%	Moodys-Aaa	1605
637639AH8	2,000,000.00	4.31	2,061,787.02	5.26	11,050.00	-74,318.78	S&P-AA+	3.97
New York Life Global 2.35 7/14/2026		1/6/2022	5,159,600.00	91.86	4,592,940.70	0.5%	Moodys-Aaa	1110
64952WCH4	5,000,000.00	1.62	5,107,367.27	5.29	54,180.56	-514,426.57	S&P-AA+	2.91
New York Life Global 2.35 7/14/2026		1/12/2022	3,885,911.83	91.86	3,490,634.93	0.38%	Moodys-Aaa	1110
64952WCH4	3,800,000.00	1.83	3,858,006.16	5.29	41,177.22	-367,371.23	S&P-AA+	2.91



**City of Glendale**  
**Portfolio Holdings by Asset Class**  
**Report Group: City of Glendale**

Date: 6/30/2023

Description	Face Amount / Shares	Settlement Date	Cost Value	Market Price	Market Value	% Portfolio	Credit Rating	Days To Call/Maturity
CUSIP		YTM @ Cost	Book Value	YTM @ Market	Accrued Interest	Unre. Gain/Loss	Credit Rating	Duration To Maturity
New York Life Global 2.875 4/10/2024 64952WDG5	4,805,000.00	4/10/2019 2.81	4,818,982.55 4,807,181.19	97.91 5.66	4,704,510.06 30,698.61	0.47% -102,671.13	Moodys-Aaa S&P-AA+	285 0.77
New York Life Global 2.9 1/17/2024 64952WCN1	5,000,000.00	3/1/2019 3.05	4,966,140.00 4,996,182.92	98.45 5.82	4,922,350.00 65,652.78	0.49% -73,832.92	Moodys-Aaa S&P-AA+	201 0.54
New York Life Global FDG 0.85 1/15/2026 64952WDW0	5,000,000.00	3/2/2021 1.10	4,940,880.00 4,969,111.46	89.35 5.39	4,467,568.40 19,479.17	0.49% -501,543.06	Moodys-Aaa S&P-AA+	930 2.51
Northwestern Mutual GLBL 4.9 6/12/2028 66815L2M0	5,000,000.00	6/14/2023 4.76	5,030,776.89 5,030,507.06	99.16 5.09	4,958,203.20 12,250.00	0.5% -72,303.86	Moodys-Aaa S&P-AA+	1809 4.44
NW Mutual Global 0.8 1/14/2026 66815L2A6	2,500,000.00	8/11/2021 1.00	2,478,400.00 2,487,590.35	89.09 5.46	2,227,365.80 9,222.22	0.25% -260,224.55	Moodys-Aaa S&P-AA+	929 2.51
NW Mutual Global 1.75 1/11/2027 66815L2F5	3,690,000.00	3/23/2022 2.74	3,526,680.60 3,569,860.20	89.06 5.18	3,286,471.75 30,314.38	0.35% -283,388.45	Moodys-Aaa S&P-AA+	1291 3.4
NW Mutual Global 4.35 9/15/2027 66815L2K4	5,000,000.00	9/15/2022 4.15	5,044,700.00 5,037,649.84	97.47 5.02	4,873,255.70 63,437.50	0.5% -164,394.14	S&P-AA+ Moodys-Aaa	1538 3.84
Proctor & Gamble 3.95 1/26/2028-23 742718FZ7	5,000,000.00	2/6/2023 3.75	5,046,050.00 5,042,396.45	98.19 4.39	4,909,320.45 84,486.11	0.5% -133,076.00	Moodys-Aa3 S&P-AA-	1671 4.15
Proctor & Gamble 3.1 8/15/2023 742718EB1	4,583,000.00	9/12/2018 3.11	4,580,708.50 4,582,941.37	99.83 4.44	4,575,071.41 53,277.38	0.45% -7,869.96	Moodys-Aa3 S&P-AA-	46 0.13
Stanford University 1.289 6/1/2027 85440KAC8	1,995,000.00	6/2/2022 3.22	1,818,482.40 1,856,494.14	88.03 4.67	1,756,110.58 2,071.53	0.18% -100,383.56	Moodys-Aaa S&P-AAA	1432 3.82
Stanford University 1.289 6/1/2027 85440KAC8	5,000,000.00	3/3/2023 4.49	4,387,250.00 4,434,263.06	88.03 4.67	4,401,279.65 5,191.81	0.44% -32,983.41	Moodys-Aaa S&P-AAA	1432 3.82
Toyota Motor Credit 3.45 9/20/2023 89236TFN0	5,000,000.00	10/10/2018 3.59	4,968,250.00 4,998,558.42	99.49 5.73	4,974,370.90 47,916.67	0.49% -24,187.52	Moodys-A1 S&P-A+	82 0.22



**City of Glendale**  
**Portfolio Holdings by Asset Class**  
**Report Group: City of Glendale**

Date: 6/30/2023

Description	Face Amount / Shares	Settlement Date	Cost Value	Market Price	Market Value	% Portfolio	Credit Rating	Days To Call/Maturity
CUSIP		YTM @ Cost	Book Value	YTM @ Market	Accrued Interest	Unre. Gain/Loss	Credit Rating	Duration To Maturity
USAA Capital Corp 3.375 5/1/2025		6/15/2022	4,926,539.70	96.03	4,801,267.80	0.49%	Moodys-Aa1	671
90327QD89	5,000,000.00	3.92	4,953,100.04	5.68	27,656.25	-151,832.24	S&P-AA	1.79
Walmart Inc 2.65 12/15/2024		5/4/2022	5,631,198.72	96.33	5,454,286.47	0.56%	Moodys-Aa2	534
931142DV2	5,662,000.00	2.87	5,644,795.10	5.30	6,251.79	-190,508.63	S&P-AA	1.44
Walmart Inc 3.9 4/15/2028-28		4/19/2023	4,977,550.00	97.56	4,878,089.60	0.49%	Moodys-Aa2	1720
931142FB4	5,000,000.00	4.00	4,978,436.67	4.47	39,000.00	-100,347.07	S&P-AA	4.38
			<b>175,800,118.18</b>		<b>168,132,151.55</b>	<b>17.35%</b>		<b>1076</b>
<b>Sub Total 08 - Corporate Bonds 30%</b>	<b>178,104,000.00</b>	<b>3.03</b>	<b>175,777,336.10</b>	<b>5.09</b>	<b>1,181,584.72</b>	<b>-7,645,184.55</b>		<b>2.79</b>
<b>09 - Federal Agencies 100%</b>								
FHLB 0 2/28/2024		3/2/2023	4,746,908.35	96.71	4,835,486.40	0.48%	None	243
313384TR0	5,000,000.00	5.29	4,830,575.01	5.04	0.00	4,911.39	None	0.67
FHLB 0.555 2/18/2026-21		2/18/2021	10,000,000.00	89.56	8,955,857.60	0.99%	Moodys-Aaa	49
3130AKYG5	10,000,000.00	0.56	10,000,000.00	4.83	20,350.00	-1,044,142.40	S&P-AA+	2.61
FHLB 0.58 1/28/2026-22		3/19/2021	9,838,500.00	89.84	8,984,353.20	0.98%	Moodys-Aaa	28
3130AKPQ3	10,000,000.00	0.92	9,914,248.59	4.82	24,488.89	-929,895.39	S&P-AA+	2.55
FHLB 0.63 2/26/2026-21		2/26/2021	5,000,000.00	89.68	4,483,938.10	0.49%	Moodys-Aaa	57
3130ALB94	5,000,000.00	0.63	5,000,000.00	4.82	10,850.00	-516,061.90	S&P-AA+	2.63
FHLB 0.8 3/16/2026-21		3/16/2021	5,000,000.00	89.95	4,497,597.60	0.49%	Moodys-Aaa	78
3130ALDN1	5,000,000.00	0.80	5,000,000.00	4.80	11,555.56	-502,402.40	S&P-AA+	2.68
FHLB 0.91 12/30/2025-21		4/1/2021	5,000,000.00	90.89	4,544,674.70	0.49%	Moodys-Aaa	92
3130ALVL5	5,000,000.00	0.91	5,000,000.00	4.82	11,375.00	-455,325.30	S&P-AA+	2.47
FHLB 1 3/30/2026-21		6/30/2021	5,000,000.00	90.36	4,517,962.35	0.49%	Moodys-Aaa	92
3130AMZA3	5,000,000.00	1.00	5,000,000.00	4.78	12,500.00	-482,037.65	S&P-AA+	2.71
FHLB 1 5/22/2026-22		5/26/2021	5,000,000.00	90.04	4,502,086.35	0.49%	Moodys-Aaa	53
3130AMCB6	5,000,000.00	1.00	5,000,000.00	4.72	5,277.78	-497,913.65	S&P-AA+	2.85



**City of Glendale**  
**Portfolio Holdings by Asset Class**  
**Report Group: City of Glendale**

Date: 6/30/2023

Description	Face Amount / Shares	Settlement Date	Cost Value	Market Price	Market Value	% Portfolio	Credit Rating	Days To Call/Maturity
CUSIP		YTM @ Cost	Book Value	YTM @ Market	Accrued Interest	Unre. Gain/Loss	Credit Rating	Duration To Maturity
FHLB 1 8/12/2026-21		8/12/2021	5,000,000.00	89.47	4,473,378.95	0.49%	Moodys-Aaa	43
3130ANET3	5,000,000.00	1.00	5,000,000.00	4.67	19,166.67	-526,621.05	S&P-AA+	3.06
FHLB 1 9/16/2026-21		9/16/2021	5,000,000.00	89.28	4,463,991.90	0.49%	Moodys-Aaa	78
3130ANTD2	5,000,000.00	1.00	5,000,000.00	4.63	14,444.44	-536,008.10	S&P-AA+	3.16
FHLB 1 9/17/2026-22		9/17/2021	5,000,000.00	89.27	4,463,645.75	0.49%	Moodys-Aaa	79
3130ANSB7	5,000,000.00	1.00	5,000,000.00	4.63	14,305.56	-536,354.25	S&P-AA+	3.16
FHLB 1 9/30/2026-22		9/30/2021	3,900,000.00	89.19	3,478,541.43	0.39%	Moodys-Aaa	92
3130AP6D2	3,900,000.00	1.00	3,900,000.00	4.62	9,750.00	-421,458.57	S&P-AA+	3.19
FHLB 1 9/30/2026-22		9/30/2021	5,000,000.00	89.19	4,459,668.50	0.49%	Moodys-Aaa	92
3130AP6D2	5,000,000.00	1.00	5,000,000.00	4.62	12,500.00	-540,331.50	S&P-AA+	3.19
FHLB 1.04 9/21/2026-21		9/21/2021	5,000,000.00	89.37	4,468,303.60	0.49%	Moodys-Aaa	83
3130ANUN8	5,000,000.00	1.04	5,000,000.00	4.63	14,300.00	-531,696.40	S&P-AA+	3.17
FHLB 1.05 8/12/2026-22		8/12/2021	5,000,000.00	89.61	4,480,453.45	0.49%	Moodys-Aaa	43
3130ANBR0	5,000,000.00	1.05	5,000,000.00	4.67	20,125.00	-519,546.55	S&P-AA+	3.06
FHLB 1.05 8/26/2026-21		8/26/2021	5,000,000.00	89.51	4,475,477.65	0.49%	Moodys-Aaa	57
3130ANND8	5,000,000.00	1.05	5,000,000.00	4.66	18,083.33	-524,522.35	S&P-AA+	3.1
FHLB 1.05 8/27/2026-21		8/27/2021	7,400,000.00	89.50	6,623,185.30	0.73%	Moodys-Aaa	27
3130ANM56	7,400,000.00	1.05	7,400,000.00	4.66	26,547.50	-776,814.70	S&P-AA+	3.1
FHLB 1.06 9/28/2026-21		9/28/2021	10,000,000.00	89.38	8,938,138.40	0.99%	Moodys-Aaa	90
3130ANUZ1	10,000,000.00	1.06	10,000,000.00	4.62	27,088.89	-1,061,861.60	S&P-AA+	3.19
FHLB 1.08 6/9/2026-21		6/9/2021	5,000,000.00	90.02	4,500,894.95	0.49%	Moodys-Aaa	1075
3130AMNH1	5,000,000.00	1.08	5,000,000.00	4.76	3,150.00	-499,105.05	S&P-AA+	2.9
FHLB 1.1 10/21/2026-22		10/21/2021	5,000,000.00	89.52	4,476,239.05	0.49%	Moodys-Aaa	21
3130APAY1	5,000,000.00	1.10	5,000,000.00	4.55	10,541.67	-523,760.95	S&P-AA+	3.25



**City of Glendale**  
**Portfolio Holdings by Asset Class**  
**Report Group: City of Glendale**

Date: 6/30/2023

Description	Face Amount / Shares	Settlement Date	Cost Value	Market Price	Market Value	% Portfolio	Credit Rating	Days To Call/Maturity
CUSIP		YTM @ Cost	Book Value	YTM @ Market	Accrued Interest	Unre. Gain/Loss	Credit Rating	Duration To Maturity
FHLB 1.125 7/15/2026-21		7/15/2021	5,000,000.00	89.98	4,498,999.60	0.49%	Moodys-Aaa	15
3130AMYP1	5,000,000.00	1.13	5,000,000.00	4.70	25,781.25	-501,000.40	S&P-AA+	2.98
FHLB 1.125 7/29/2026-21		7/29/2021	5,000,000.00	89.89	4,494,342.30	0.49%	Moodys-Aaa	29
3130AN4R8	5,000,000.00	1.13	5,000,000.00	4.69	23,593.75	-505,657.70	S&P-AA+	3.02
FHLB 1.15 10/19/2026-22		10/19/2021	5,000,000.00	89.68	4,484,169.75	0.49%	Moodys-Aaa	19
3130APD28	5,000,000.00	1.15	5,000,000.00	4.55	11,340.28	-515,830.25	S&P-AA+	3.24
FHLB 1.15 10/26/2026-21		10/26/2021	5,000,000.00	89.64	4,482,084.55	0.49%	None	26
3130AP4H5	5,000,000.00	1.15	5,000,000.00	4.54	10,222.22	-517,915.45	S&P-AA+	3.26
FHLB 1.15 10/28/2026-22		10/28/2021	4,993,750.00	89.63	4,481,509.90	0.49%	Moodys-Aaa	28
3130APGP4	5,000,000.00	1.18	4,995,837.90	4.54	9,902.78	-514,328.00	S&P-AA+	3.26
FHLB 1.2 10/14/2026-22		10/14/2021	5,000,000.00	89.86	4,493,079.25	0.49%	Moodys-Aaa	14
3130APDR3	5,000,000.00	1.20	5,000,000.00	4.55	12,666.67	-506,920.75	S&P-AA+	3.22
FHLB 1.2 11/18/2025-22		11/18/2021	5,000,000.00	92.01	4,600,650.40	0.49%	Moodys-Aaa	49
3130APQG3	5,000,000.00	1.20	5,000,000.00	4.79	7,000.00	-399,349.60	S&P-AA+	2.35
FHLB 1.25 11/10/2026-22		11/10/2021	5,000,000.00	89.87	4,493,350.45	0.49%	Moodys-Aaa	41
3130APKQ7	5,000,000.00	1.25	5,000,000.00	4.53	8,680.56	-506,649.55	None	3.29
FHLB 1.25 2/28/2024-23		2/28/2022	5,000,000.00	97.20	4,860,233.15	0.49%	Moodys-Aaa	243
3130AQT52	5,000,000.00	1.25	5,000,000.00	5.58	20,833.33	-139,766.85	S&P-AA+	0.66
FHLB 1.35 4/29/2027-23		4/14/2023	2,725,947.75	88.48	2,654,305.50	0.27%	Moodys-Aaa	29
3130ALZE7	3,000,000.00	3.81	2,740,244.51	4.67	6,862.50	-85,939.01	S&P-AA+	3.73
FHLB 1.4 8/28/2024-23		2/28/2022	5,000,000.00	95.42	4,771,186.05	0.49%	Moodys-Aaa	425
3130AQT A1	5,000,000.00	1.40	5,000,000.00	5.52	23,333.33	-228,813.95	S&P-AA+	1.15
FHLB 1.5 1/14/2027-22		1/14/2022	5,000,000.00	90.13	4,506,565.45	0.49%	Moodys-Aaa	14
3130AQEW9	5,000,000.00	1.50	5,000,000.00	4.55	34,583.33	-493,434.55	S&P-AA+	3.43



**City of Glendale**  
**Portfolio Holdings by Asset Class**  
**Report Group: City of Glendale**

Date: 6/30/2023

Description	Face Amount / Shares	Settlement Date	Cost Value	Market Price	Market Value	% Portfolio	Credit Rating	Days To Call/Maturity
CUSIP		YTM @ Cost	Book Value	YTM @ Market	Accrued Interest	Unre. Gain/Loss	Credit Rating	Duration To Maturity
FHLB 1.5 11/23/2026-22		11/23/2021	5,000,000.00	90.54	4,527,203.95	0.49%	Moodys-Aaa	54
3130APRJ6	5,000,000.00	1.50	5,000,000.00	4.53	7,708.33	-472,796.05	S&P-AA+	3.32
FHLB 1.5 11/24/2026-22		11/24/2021	10,000,000.00	90.54	9,053,832.30	0.99%	Moodys-Aaa	55
3130APQW8	10,000,000.00	1.50	10,000,000.00	4.53	15,000.00	-946,167.70	S&P-AA+	3.32
FHLB 1.5 12/2/2026-22		12/2/2021	5,000,000.00	90.50	4,524,883.30	0.49%	Moodys-Aaa	64
3130APW43	5,000,000.00	1.50	5,000,000.00	4.53	5,833.33	-475,116.70	S&P-AA+	3.34
FHLB 1.5 3/30/2026-22		12/30/2021	5,000,000.00	91.61	4,580,703.45	0.49%	Moodys-Aaa	92
3130AQBQ5	5,000,000.00	1.50	5,000,000.00	4.79	18,750.00	-419,296.55	S&P-AA+	2.69
FHLB 1.5 6/17/2026-22		12/17/2021	5,000,000.00	91.09	4,554,691.10	0.49%	Moodys-Aaa	79
3130AQ3G6	5,000,000.00	1.50	5,000,000.00	4.76	2,708.33	-445,308.90	S&P-AA+	2.91
FHLB 1.5 8/15/2024		3/9/2022	4,990,950.00	95.90	4,795,190.00	0.49%	Moodys-Aaa	412
3130AGWK7	5,000,000.00	1.58	4,995,810.56	5.30	28,125.00	-200,620.56	S&P-AA+	1.11
FHLB 1.55 12/17/2026-22		12/17/2021	5,000,000.00	90.58	4,528,752.75	0.49%	Moodys-Aaa	79
3130APXD2	5,000,000.00	1.55	5,000,000.00	4.52	2,798.61	-471,247.25	S&P-AA+	3.38
FHLB 1.55 12/22/2026-22		12/22/2021	5,000,000.00	90.55	4,527,611.85	0.49%	Moodys-Aaa	84
3130AQ5C3	5,000,000.00	1.55	5,000,000.00	4.52	1,722.22	-472,388.15	S&P-AA+	3.39
FHLB 1.6 1/19/2027-22		1/19/2022	5,000,000.00	90.42	4,520,791.75	0.49%	Moodys-Aaa	19
3130AQJ87	5,000,000.00	1.60	5,000,000.00	4.55	35,777.78	-479,208.25	S&P-AA+	3.44
FHLB 1.6 11/28/2025-23		2/28/2022	5,000,000.00	92.61	4,630,674.00	0.49%	Moodys-Aaa	882
3130AQU76	5,000,000.00	1.60	5,000,000.00	4.88	7,111.11	-369,326.00	S&P-AA+	2.37
FHLB 1.6 7/27/2026-22		1/27/2022	5,000,000.00	91.21	4,560,690.35	0.49%	Moodys-Aaa	27
3130AQM83	5,000,000.00	1.60	5,000,000.00	4.70	34,000.00	-439,309.65	S&P-AA+	2.99
FHLB 1.6 8/28/2025-23		2/28/2022	5,000,000.00	93.14	4,657,073.65	0.49%	Moodys-Aaa	790
3130AQT94	5,000,000.00	1.60	5,000,000.00	4.98	26,666.67	-342,926.35	S&P-AA+	2.12



**City of Glendale**  
**Portfolio Holdings by Asset Class**  
**Report Group: City of Glendale**

Date: 6/30/2023

Description	Face Amount / Shares	Settlement Date	Cost Value	Market Price	Market Value	% Portfolio	Credit Rating	Days To Call/Maturity
CUSIP		YTM @ Cost	Book Value	YTM @ Market	Accrued Interest	Unre. Gain/Loss	Credit Rating	Duration To Maturity
FHLB 1.61 1/28/2027-22		1/28/2022	5,000,000.00	90.40	4,520,174.45	0.49%	Moodys-Aaa	28
3130AQHG1	5,000,000.00	1.61	5,000,000.00	4.55	33,988.89	-479,825.55	S&P-AA+	3.46
FHLB 1.625 12/30/2026-22		12/30/2021	5,000,000.00	90.75	4,537,252.20	0.49%	Moodys-Aaa	92
3130AQAB9	5,000,000.00	1.63	5,000,000.00	4.51	0.00	-462,747.80	S&P-AA+	3.41
FHLB 1.7 1/27/2027-23		1/27/2022	5,000,000.00	90.69	4,534,409.70	0.49%	S&P-AA+	27
3130AQM26	5,000,000.00	1.70	5,000,000.00	4.55	36,125.00	-465,590.30	None	3.45
FHLB 1.9 2/17/2027-22		2/17/2022	6,650,000.00	91.17	6,062,596.72	0.66%	Moodys-Aaa	48
3130AQPE7	6,650,000.00	1.90	6,650,000.00	4.57	46,679.31	-587,403.28	S&P-AA+	3.49
FHLB 2 2/25/2027-22		2/25/2022	5,000,000.00	91.44	4,571,978.55	0.49%	Moodys-Aaa	56
3130AQRH8	5,000,000.00	2.00	5,000,000.00	4.57	34,722.22	-428,021.45	S&P-AA+	3.51
FHLB 2 2/28/2025-23		2/28/2022	5,000,000.00	94.81	4,740,373.00	0.49%	Moodys-Aaa	62
3130AQZF3	5,000,000.00	2.00	5,000,000.00	5.29	33,333.33	-259,627.00	S&P-AA+	1.63
FHLB 2 3/10/2025-22		3/10/2022	5,000,000.00	94.84	4,741,907.00	0.49%	Moodys-Aaa	72
3130AR4D0	5,000,000.00	2.00	5,000,000.00	5.22	30,555.56	-258,093.00	S&P-AA+	1.66
FHLB 2 9/24/2024-22		3/24/2022	5,000,000.00	95.84	4,792,018.80	0.49%	Moodys-Aaa	86
3130ARBE0	5,000,000.00	2.00	5,000,000.00	5.53	26,666.67	-207,981.20	S&P-AA+	1.22
FHLB 2.35 3/29/2027-22		3/29/2022	5,000,000.00	92.50	4,625,131.25	0.49%	Moodys-Aaa	91
3130ARA68	5,000,000.00	2.35	5,000,000.00	4.55	29,701.39	-374,868.75	S&P-AA+	3.58
FHLB 3.125 12/12/2025		2/1/2022	6,740,486.96	95.99	6,119,648.36	0.65%	Moodys-Aaa	896
3130AEB74	6,375,000.00	1.59	6,607,252.71	4.88	9,960.94	-487,604.35	S&P-AA+	2.37
FHLB 3.125 7/25/2023		11/9/2018	4,990,100.00	99.86	4,993,033.85	0.49%	Moodys-Aaa	25
3130AFBD8	5,000,000.00	3.17	4,999,856.02	5.07	67,274.31	-6,822.17	S&P-AA+	0.07
FHLB 3.15 10/10/2023		11/9/2018	5,990,400.00	99.37	5,962,334.34	0.59%	Moodys-Aaa	102
3130AF4K0	6,000,000.00	3.19	5,999,454.79	5.41	42,000.00	-37,120.45	S&P-AA+	0.28



**City of Glendale**  
**Portfolio Holdings by Asset Class**  
**Report Group: City of Glendale**

Date: 6/30/2023

Description	Face Amount / Shares	Settlement Date	Cost Value	Market Price	Market Value	% Portfolio	Credit Rating	Days To Call/Maturity
CUSIP		YTM @ Cost	Book Value	YTM @ Market	Accrued Interest	Unre. Gain/Loss	Credit Rating	Duration To Maturity
FHLB 3.25 9/10/2027		9/14/2022	4,953,150.00	95.63	4,781,688.20	0.49%	Moodys-Aaa	1533
3130AT7E1	5,000,000.00	3.46	4,960,581.20	4.40	53,715.28	-178,893.00	S&P-AA+	3.91
FHLB 3.375 12/8/2023		12/13/2018	5,104,835.00	99.17	4,958,582.75	0.49%	Moodys-Aaa	161
3130A0F70	5,000,000.00	2.92	5,009,268.77	5.30	10,312.50	-50,686.02	S&P-AA+	0.44
FHLB 3.375 12/8/2023		8/5/2022	5,007,800.00	99.17	4,958,582.75	0.49%	Moodys-Aaa	161
3130A0F70	5,000,000.00	3.25	5,002,562.86	5.30	10,312.50	-43,980.11	S&P-AA+	0.44
FHLB 3.375 6/13/2025		8/8/2022	3,017,340.00	96.77	2,903,091.57	0.3%	Moodys-Aaa	714
3130ASG86	3,000,000.00	3.16	3,011,904.58	5.13	4,781.25	-108,813.01	S&P-AA+	1.9
FHLB 3.375 9/8/2023		9/17/2018	5,091,825.00	99.61	4,980,711.65	0.49%	Moodys-Aaa	70
313383YJ4	5,000,000.00	2.98	5,003,537.56	5.38	52,500.00	-22,825.91	S&P-AA+	0.19
FHLB 3.42 5/10/2028		5/10/2023	5,000,000.00	96.49	4,824,541.80	0.49%	Moodys-Aaa	1776
3130AVWW8	5,000,000.00	3.42	5,000,000.00	4.23	23,750.00	-175,458.20	S&P-AA+	4.49
FHLB 3.43 4/12/2028		5/9/2023	5,000,000.00	96.50	4,825,067.75	0.49%	Moodys-Aaa	1748
3130AVWV0	5,000,000.00	3.43	5,000,000.00	4.25	24,295.83	-174,932.25	S&P-AA+	4.42
FHLB 3.5 6/11/2027		8/5/2022	3,052,141.54	96.53	2,876,613.94	0.3%	Moodys-Aaa	1442
3130ASGU7	2,980,000.00	2.96	3,038,739.75	4.47	5,504.72	-162,125.81	S&P-AA+	3.71
FHLB 4 3/8/2024		9/21/2022	4,991,050.00	98.97	4,948,480.80	0.49%	Moodys-Aaa	252
3130ATF28	5,000,000.00	4.13	4,995,776.40	5.54	62,222.22	-47,295.60	S&P-AA+	0.68
FHLB 4 6/9/2028		6/22/2023	5,005,000.00	99.31	4,965,635.70	0.49%	Moodys-Aaa	1806
3130AWC24	5,000,000.00	3.98	5,004,977.95	4.15	16,111.11	-39,342.25	S&P-AA+	4.52
FHLB 4.25 12/10/2027		12/12/2022	5,083,300.00	99.65	4,982,474.80	0.5%	Moodys-Aaa	1624
3130ATUS4	5,000,000.00	3.88	5,074,166.23	4.34	11,805.56	-91,691.43	S&P-AA+	4.09
FHLB 4.25 12/10/2027		12/23/2022	5,095,950.00	99.65	4,982,474.80	0.5%	Moodys-Aaa	1624
3130ATUS4	5,000,000.00	3.82	5,085,947.49	4.34	11,805.56	-103,472.69	S&P-AA+	4.09





**City of Glendale**  
**Portfolio Holdings by Asset Class**  
**Report Group: City of Glendale**

Date: 6/30/2023

Description	Face Amount / Shares	Settlement Date	Cost Value	Market Price	Market Value	% Portfolio	Credit Rating	Days To Call/Maturity
CUSIP		YTM @ Cost	Book Value	YTM @ Market	Accrued Interest	Unre. Gain/Loss	Credit Rating	Duration To Maturity
FHLB 4.375 3/8/2024		10/20/2022	2,990,160.00	98.97	2,969,144.88	0.3%	Moodys-Aaa	252
3130ATKJ5	3,000,000.00	4.62	2,995,089.74	5.91	40,833.33	-25,944.86	S&P-AA+	0.68
FHLB 4.375 9/13/2024		9/28/2022	4,991,650.00	98.76	4,938,201.50	0.49%	Moodys-Aaa	441
3133XVDG3	5,000,000.00	4.46	4,994,857.05	5.44	65,017.36	-56,655.55	S&P-AA+	1.17
FHLB 4.5 10/3/2024		11/3/2022	4,986,900.00	98.94	4,947,244.10	0.49%	Moodys-Aaa	461
3130ATT31	5,000,000.00	4.65	4,991,372.71	5.37	54,375.00	-44,128.61	S&P-AA+	1.23
FHLB 4.5 3/10/2028		3/10/2023	5,027,800.00	100.96	5,047,829.20	0.5%	Moodys-Aaa	1715
3130ATS57	5,000,000.00	4.38	5,026,095.79	4.27	68,750.00	21,733.41	S&P-AA+	4.23
FHLB 4.5 3/10/2028		3/22/2023	5,173,000.00	100.96	5,047,829.20	0.51%	Moodys-Aaa	1715
3130ATS57	5,000,000.00	3.73	5,163,468.32	4.27	68,750.00	-115,639.12	S&P-AA+	4.23
FHLB 4.56 7/12/2024		1/30/2023	5,000,000.00	99.10	4,954,984.60	0.49%	Moodys-Aaa	378
3130AUPR9	5,000,000.00	4.56	5,000,000.00	5.47	95,000.00	-45,015.40	S&P-AA+	1
FHLB 4.625 3/14/2025		3/1/2023	4,971,900.00	99.13	4,956,573.00	0.49%	Moodys-Aaa	623
3130AUZC1	5,000,000.00	4.92	4,976,470.03	5.16	85,434.03	-19,897.03	S&P-AA+	1.63
FHLB 4.8 1/8/2024		12/8/2022	4,999,650.00	99.55	4,977,454.95	0.49%	S&P-AA+	192
3130AU4V3	5,000,000.00	4.81	4,999,830.30	5.69	114,666.67	-22,375.35	None	0.51
FHLB 5.375 9/9/2024		6/14/2023	5,015,250.00	99.98	4,998,959.60	0.5%	Moodys-Aaa	437
3130AVD41	5,000,000.00	5.11	5,014,711.37	5.39	82,864.58	-15,751.77	S&P-AA+	1.15
FHLB 5.5 12/27/2024-23		6/30/2023	5,000,000.00	99.93	4,996,392.70	0.49%	Moodys-Aaa	180
3130AWJG6	5,000,000.00	5.50	5,000,000.00	5.55	0.00	-3,607.30	S&P-AA+	1.45
FNMA 2.125 4/24/2026		2/15/2022	5,051,100.00	93.49	4,674,259.15	0.5%	Moodys-Aaa	1029
3135G0K36	5,000,000.00	1.87	5,034,389.73	4.62	19,479.17	-360,130.58	S&P-AA+	2.74
FNMA 2.125 4/24/2026		3/9/2022	5,089,075.86	93.49	4,674,259.15	0.5%	Moodys-Aaa	1029
3135G0K36	5,000,000.00	1.68	5,060,822.20	4.62	19,479.17	-386,563.05	S&P-AA+	2.74
<b>Sub Total 09 - Federal Agencies 100%</b>	<b>417,305,000.00</b>	<b>2.11</b>	<b>417,477,850.12</b>	<b>4.81</b>	<b>2,060,175.13</b>	<b>-28,199,463.33</b>	<b>41.04%</b>	<b>343</b>



**City of Glendale**  
**Portfolio Holdings by Asset Class**  
**Report Group: City of Glendale**

Date: 6/30/2023

Description	Face Amount / Shares	Settlement Date	Cost Value	Market Price	Market Value	% Portfolio	Credit Rating	Days To Call/Maturity
CUSIP		YTM @ Cost	Book Value	YTM @ Market	Accrued Interest	Unre. Gain/Loss	Credit Rating	Duration To Maturity
<b>10 - Municipal - Other States 10%</b>								
Alabama Federal Aid 1.268 9/1/2026		2/2/2022	2,935,290.00	89.53	2,685,930.00	0.29%	Moody's-Aa2	1159
010268CN8	3,000,000.00	1.76	2,955,144.20	4.87	12,574.33	-269,214.20	S&P-AAA	3.1
Arizona State Transp Brd Hwy Revenue 2.224 7/1/202		6/12/2023	2,064,067.20	91.50	2,045,069.70	0.2%	Moody's-Aa1	1462
040654XX8	2,235,000.00	4.30	2,066,146.11	4.57	24,715.13	-21,076.41	S&P-AA+	3.8
Colorado St Housing Auth Revenue Bond 1.218 4/1/20		8/10/2022	1,393,163.10	92.66	1,362,146.10	0.14%	Moody's-Aaa	641
196480KQ9	1,470,000.00	3.30	1,418,961.19	5.67	4,426.42	-56,815.09	S&P-AAA	1.73
Colorado St Housing Auth Revenue Bond 1.318 10/1/2		8/10/2022	1,400,406.30	91.39	1,361,740.80	0.14%	Moody's-Aaa	824
196480KR7	1,490,000.00	3.35	1,425,692.33	5.43	4,855.00	-63,951.53	S&P-AAA	2.22
Idaho Energy Resources Authority 2.297 9/1/2023		5/21/2019	1,311,750.00	99.49	1,318,202.75	0.13%	Moody's-Aa2	63
451174AA4	1,325,000.00	2.55	1,324,466.27	5.31	10,060.54	-6,263.52	Fitch-AA	0.17
Massachusetts Cmnwealth Revenue Bond 3.68 7/15/202		10/17/2022	4,811,800.00	95.50	4,774,800.00	0.48%	Moody's-Aa1	1476
576004HD0	5,000,000.00	4.57	4,839,617.09	4.92	84,333.33	-64,817.09	Fitch-AAA	3.72
Massachusetts Cmnwealth Revenue Bond 3.68 7/15/202		1/25/2023	4,920,950.00	95.50	4,774,800.00	0.49%	Moody's-Aa1	1476
576004HD0	5,000,000.00	4.07	4,928,506.25	4.92	84,333.33	-153,706.25	Fitch-AAA	3.72
Mississippi State GO Bonds 3.408 11/1/2023		11/7/2018	1,500,000.00	99.32	1,489,785.00	0.15%	Moody's-Aa2	124
605581LJ4	1,500,000.00	3.41	1,500,000.00	5.44	8,378.00	-10,215.00	S&P-AA	0.34
New York City Trans Fin Auth Revenue Bonds 3.35 2/		5/3/2023	2,908,500.00	94.16	2,824,680.00	0.29%	None	7
64971XS25	3,000,000.00	4.06	2,911,558.79	4.78	41,595.83	-86,878.79	None	4.22
New York City Trans. Revenue Bonds 3.11 7/15/2023		7/27/2018	4,985,000.00	99.93	4,996,350.00	0.49%	Moody's-Aa2	15
64972HN81	5,000,000.00	3.18	4,999,875.96	4.80	71,270.83	-3,525.96	S&P-AA	0.04
New York State Dormitory 1.538 3/15/2027		3/16/2022	4,766,250.00	88.85	4,442,500.00	0.48%	S&P-AA+	1354
64990FD68	5,000,000.00	2.54	4,826,576.71	4.86	22,429.17	-384,076.71	Fitch-AA+	3.59



**City of Glendale**  
**Portfolio Holdings by Asset Class**  
**Report Group: City of Glendale**

Date: 6/30/2023

Description	Face Amount / Shares	Settlement Date	Cost Value	Market Price	Market Value	% Portfolio	Credit Rating	Days To Call/Maturity
CUSIP		YTM @ Cost	Book Value	YTM @ Market	Accrued Interest	Unre. Gain/Loss	Credit Rating	Duration To Maturity
New York State Dormitory 2.558 2/15/2027		4/20/2022	2,391,050.00	92.40	2,277,684.65	0.24%	Moodys-Aa1	1326
64990FS88	2,465,000.00	3.24	2,409,348.64	4.87	23,645.51	-131,663.99	Fitch-AA+	3.44
New York State Urban Dev 2.25 3/15/2026		1/12/2022	5,138,850.00	92.62	4,631,200.00	0.5%	Moodys-Aa2	989
64985TBA8	5,000,000.00	1.56	5,090,165.89	5.20	32,812.50	-458,965.89	Fitch-AA+	2.62
New York State Urban Dev 2.88 3/15/2024		4/24/2019	1,511,580.00	98.21	1,473,210.00	0.15%	Moodys-Aa1	259
6500357B8	1,500,000.00	2.71	1,501,678.35	5.48	12,600.00	-28,468.35	S&P-AA+	0.7
New York State Urban Dev 3.1 3/15/2024		7/3/2019	1,301,435.00	98.36	1,234,443.10	0.12%	Moodys-Aa1	259
6500358M3	1,255,000.00	2.27	1,262,004.46	5.48	11,347.29	-27,561.36	Fitch-AA+	0.7
New York State Urban Dev 3.35 3/15/2026		11/1/2022	1,895,000.00	95.60	1,811,582.10	0.19%	Moodys-Aa1	989
650036EN2	1,895,000.00	3.35	1,895,000.00	5.11	18,515.73	-83,417.90	Fitch-AA+	2.58
New York State Urban Dev 3.35 3/15/2026		11/1/2022	1,405,000.00	95.26	1,338,360.85	0.14%	Moodys-Aa1	989
650036EP7	1,405,000.00	3.35	1,405,000.00	5.25	13,728.02	-66,639.15	Fitch-AA+	2.58
NYC Transitional 2.02 2/1/2027		2/7/2022	5,009,400.00	90.64	4,531,950.00	0.49%	Moodys-Aa1	1312
64971XH27	5,000,000.00	1.98	5,006,776.26	4.90	41,802.78	-474,826.26	S&P-AAA	3.44
Oregon St Dept of Adm Svcs Lottery Revenue 4.142 4		5/9/2023	3,760,000.00	98.29	3,695,779.20	0.37%	Moodys-Aa2	641
68607V4J1	3,760,000.00	4.14	3,760,000.00	5.17	22,063.05	-64,220.80	S&P-AAA	1.7
Oregon State Dept of Admin Svcs Lottery Revenue 3.		5/9/2023	1,000,000.00	97.62	976,180.00	0.1%	Moodys-Aa2	1371
68607V4L6	1,000,000.00	4.00	1,000,000.00	4.70	5,661.00	-23,820.00	S&P-AAA	3.5
Oregon State Dept of Admin Svcs Lottery Revenue 4.		5/9/2023	1,750,000.00	97.39	1,704,237.50	0.17%	Moodys-Aa2	1737
68607V4M4	1,750,000.00	4.05	1,750,000.00	4.67	10,030.71	-45,762.50	S&P-AAA	4.34
Oregon State Dept of Admin Svcs Lottery Revenue 4.		5/9/2023	2,775,000.00	97.70	2,711,147.25	0.27%	Moodys-Aa2	1006
68607V4K8	2,775,000.00	4.04	2,775,000.00	4.94	15,874.39	-63,852.75	S&P-AAA	2.62
State of Hawaii GO Bond 0.893 8/1/2026		4/7/2022	1,751,832.90	88.90	1,697,970.90	0.18%	Moodys-Aa2	1128
419792YR1	1,910,000.00	2.95	1,796,865.89	4.81	7,059.41	-98,894.99	S&P-AA+	3.04



**City of Glendale**  
**Portfolio Holdings by Asset Class**  
**Report Group: City of Glendale**

Date: 6/30/2023

Description	Face Amount / Shares	Settlement Date	Cost Value	Market Price	Market Value	% Portfolio	Credit Rating	Days To Call/Maturity
CUSIP		YTM @ Cost	Book Value	YTM @ Market	Accrued Interest	Unre. Gain/Loss	Credit Rating	Duration To Maturity
State of Hawaii GO Bond 1.283 10/1/2026		4/7/2022	1,627,622.50	89.59	1,567,755.00	0.16%	Moodys-Aa2	1189
419792A97	1,750,000.00	2.96	1,661,167.98	4.78	5,550.76	-93,412.98	S&P-AA+	3.18
State of Maryland GO Bond 2.8 8/1/2027-12		9/28/2022	4,675,000.00	93.80	4,690,100.00	0.47%	Moodys-Aaa	1493
574193GK8	5,000,000.00	4.30	4,725,551.47	4.48	57,944.44	-35,451.47	S&P-AAA	3.83
State of Maryland GO Bond 3.15 6/1/2026		6/22/2022	5,852,301.00	95.55	5,685,403.50	0.58%	Moodys-Aaa	1067
574193VR6	5,950,000.00	3.60	5,877,607.75	4.80	15,098.12	-192,204.25	S&P-AAA	2.8
Texas A&M University 2.549 5/15/2024		5/15/2019	1,921,817.40	97.51	1,867,354.80	0.19%	Moodys-Aaa	320
88213AKB0	1,915,000.00	2.47	1,916,194.07	5.50	6,101.67	-48,839.27	S&P-AAA	0.87
Texas A&M University 2.933 5/15/2026		2/2/2022	1,576,110.00	94.75	1,421,250.00	0.15%	Moodys-Aaa	1050
88213ABX2	1,500,000.00	1.70	1,551,129.56	4.91	5,499.38	-129,879.56	S&P-AAA	2.77
Texas State GO Bonds 2.531 10/1/2023		10/3/2018	3,236,555.00	99.24	3,299,829.75	0.33%	Moodys-Aaa	93
882723A74	3,325,000.00	3.11	3,320,490.47	5.53	20,805.17	-20,660.72	S&P-AAA	0.25
University of Colorado 2.649 6/1/2024		6/12/2019	1,121,032.00	97.45	1,071,906.00	0.11%	Moodys-Aa1	337
91417KN23	1,100,000.00	2.24	1,103,902.96	5.53	2,347.31	-31,996.96	Fitch-AA+	0.91
Utah State Transit Authority 1.72 12/15/2027-21		1/5/2023	2,541,685.00	87.93	2,536,636.25	0.25%	Moodys-Aa2	1629
917567GB9	2,885,000.00	4.43	2,575,160.59	4.76	2,067.58	-38,524.34	S&P-AA	4.3
Virginia State College Revenue Bond 0.61 9/1/2025		2/9/2021	5,017,500.00	90.83	4,541,250.00	0.49%	Moodys-Aa1	794
92778WKR6	5,000,000.00	0.53	5,008,345.35	5.13	10,081.94	-467,095.35	S&P-AA+	2.15
<b>Sub Total 10 - Municipal - Other States 10%</b>	<b>92,160,000.00</b>	<b>3.11</b>	<b>90,255,947.40</b>	<b>4.99</b>	<b>86,841,235.20</b>	<b>8.93%</b>		<b>957</b>
<b>11- Municipal - State and Local 15%</b>			<b>90,587,934.59</b>		<b>709,608.67</b>	<b>-3,746,699.39</b>		<b>2.63</b>
Bay Area Toll Authority Revenue Bond 1.433 4/1/202		5/12/2022	2,082,342.50	88.28	2,043,658.85	0.21%	Moodys-Aa3	1371
072024XD9	2,315,000.00	3.70	2,136,303.40	4.89	8,201.34	-92,644.55	S&P-AA	3.65



**City of Glendale**  
**Portfolio Holdings by Asset Class**  
**Report Group: City of Glendale**

Date: 6/30/2023

Description	Face Amount / Shares	Settlement Date	Cost Value	Market Price	Market Value	% Portfolio	Credit Rating	Days To Call/Maturity
CUSIP		YTM @ Cost	Book Value	YTM @ Market	Accrued Interest	Unre. Gain/Loss	Credit Rating	Duration To Maturity
CA ST Health Fac Fin Authority 2.211 6/1/2025		4/4/2022	2,947,860.00	94.04	2,821,260.00	0.29%	Moody's-Aa3	702
13032UVC9	3,000,000.00	2.79	2,968,282.25	5.52	5,343.25	-147,022.25	S&P-AA-	1.89
CA ST Health Fac Fin Authority 2.991 6/1/2025		4/7/2022	2,000,000.00	95.43	1,908,660.00	0.2%	Moody's-Aa3	702
13032UC22	2,000,000.00	2.99	2,000,000.00	5.53	4,818.83	-91,340.00	S&P-AA-	1.87
CA ST Health Fac Fin Authority 3.044 6/1/2026		4/7/2022	1,500,000.00	94.23	1,413,480.00	0.15%	Moody's-Aa3	1067
13032UC30	1,500,000.00	3.04	1,500,000.00	5.20	3,678.17	-86,520.00	S&P-AA-	2.81
CA ST University Revenue Bond 1.361 11/1/2027-22		11/23/2022	1,641,252.75	87.13	1,659,769.35	0.17%	Moody's-Aa2	1585
13077DQF2	1,905,000.00	4.52	1,673,270.85	4.68	4,249.16	-13,501.50	S&P-AA-	4.21
CA State GO Bonds 2.25 10/1/2023		2/15/2019	1,357,599.10	99.18	1,378,657.60	0.14%	Moody's-Aa2	93
13063DDG0	1,390,000.00	2.79	1,388,215.94	5.49	7,731.88	-9,558.34	S&P-AA-	0.25
CA State Health Facs Fin Revenue Bonds 0.752 6/1/2		11/4/2020	2,000,000.00	95.54	1,910,860.00	0.2%	Moody's-Aa3	337
13032UXL7	2,000,000.00	0.75	2,000,000.00	5.80	1,211.56	-89,140.00	S&P-AA-	0.92
CA State Health Facs Fin Revenue Bonds 0.952 6/1/2		11/4/2020	1,750,000.00	91.80	1,606,430.00	0.17%	Moody's-Aa3	702
13032UXM5	1,750,000.00	0.95	1,750,000.00	5.51	1,342.06	-143,570.00	S&P-AA-	1.9
California State University Revenue Bonds 0.685 11		9/17/2020	1,000,000.00	93.93	939,300.00	0.1%	Moody's-Aa2	490
13077DMK5	1,000,000.00	0.69	1,000,000.00	5.46	1,122.64	-60,700.00	S&P-AA-	1.33
City of Beverly Hills Revenue Bonds 0.73 6/1/2024		10/15/2020	750,000.00	95.89	719,205.00	0.07%	S&P-AA+	337
088006JY8	750,000.00	0.73	750,000.00	5.37	441.04	-30,795.00	None	0.92
City of Beverly Hills Revenue Bonds 0.83 6/1/2025		10/15/2020	675,000.00	91.95	620,662.50	0.07%	S&P-AA+	702
088006JZ5	675,000.00	0.83	675,000.00	5.30	451.31	-54,337.50	None	1.91
City of San Jose GO Bonds 2.3 9/1/2023		7/25/2019	2,013,260.00	99.45	1,989,080.00	0.2%	Moody's-Aa1	63
798135H51	2,000,000.00	2.13	2,000,557.29	5.51	15,205.56	-11,477.29	S&P-AA+	0.17



**City of Glendale**  
**Portfolio Holdings by Asset Class**  
**Report Group: City of Glendale**

Date: 6/30/2023

Description	Face Amount / Shares	Settlement Date	Cost Value	Market Price	Market Value	% Portfolio	Credit Rating	Days To Call/Maturity
CUSIP		YTM @ Cost	Book Value	YTM @ Market	Accrued Interest	Unre. Gain/Loss	Credit Rating	Duration To Maturity
City of San Jose GO Bonds 2.45 9/1/2025		6/15/2022	4,270,379.40	94.51	4,167,979.20	0.43%	Moodys-Aa1	794
798135E88	4,410,000.00	3.50	4,315,571.76	5.15	35,714.87	-147,592.56	S&P-AA+	2.11
LA Comm Coll Dist GO Bonds 1.174 8/1/2026		4/27/2022	4,616,400.00	88.79	4,439,600.00	0.47%	Moodys-Aaa	1128
54438CYL0	5,000,000.00	3.11	4,722,093.26	5.15	24,295.28	-282,493.26	S&P-AA+	3.02
Roseville Financial Authority 0.887 2/1/2025		9/29/2020	1,506,765.00	93.26	1,398,885.00	0.15%	Fitch-AA	582
77781RCQ4	1,500,000.00	0.78	1,502,482.49	5.38	5,506.79	-103,597.49	S&P-AA	1.57
San Jose CA Successor Agency 2.828 8/1/2023		8/9/2018	4,937,700.00	99.78	4,989,150.00	0.49%	Fitch-AA	32
798170AF3	5,000,000.00	3.10	4,998,903.41	5.30	58,523.89	-9,753.41	S&P-AA	0.09
Santa Monica Malibu USD 0.849 8/1/2026		3/18/2022	1,217,196.40	88.67	1,148,211.75	0.12%	Moodys-Aa1	1128
802498ZA6	1,295,000.00	2.30	1,240,045.42	4.85	4,550.52	-91,833.67	S&P-AA+	3.04
State of CA GO Bond 3.375 4/1/2025		11/3/2022	3,103,744.00	96.74	3,095,808.00	0.31%	Moodys-Aa2	641
13063DGB8	3,200,000.00	4.71	3,129,886.25	5.34	26,700.00	-34,078.25	S&P-AA-	1.7
State of CA GO Bond 5.25 10/1/2027		11/17/2022	5,092,050.00	101.54	5,077,100.00	0.5%	Moodys-Aa2	1554
13063D2U1	5,000,000.00	4.82	5,080,407.93	4.84	64,895.83	-3,307.93	S&P-AA-	3.82
University of CA Revenue Bonds 0.883 5/15/2025		2/4/2021	5,526,990.80	92.58	5,017,781.80	0.54%	Moodys-Aa2	685
91412HGE7	5,420,000.00	0.42	5,466,949.84	5.08	5,982.32	-449,168.04	S&P-AA	1.86
University of CA Revenue Bonds 1.316 5/15/2027		5/16/2022	4,496,850.00	88.66	4,433,150.00	0.46%	Moodys-Aa2	1415
91412HGF4	5,000,000.00	3.53	4,609,886.44	4.54	8,225.00	-176,736.44	S&P-AA	3.78
University of CA Revenue Bonds 1.316 5/15/2027		8/5/2022	2,202,200.00	88.66	2,145,644.60	0.22%	Moodys-Aa2	1415
91412HGF4	2,420,000.00	3.37	2,243,287.27	4.54	3,980.90	-97,642.67	S&P-AA	3.78
University of CA Revenue Bonds 3.063 7/1/2025		4/8/2022	2,644,672.80	96.25	2,541,026.40	0.26%	Moodys-Aa2	732
91412GU94	2,640,000.00	3.00	2,642,898.72	5.06	40,206.98	-101,872.32	S&P-AA	1.93



**City of Glendale**  
**Portfolio Holdings by Asset Class**  
**Report Group: City of Glendale**

Date: 6/30/2023

Description	Face Amount / Shares	Settlement Date	Cost Value	Market Price	Market Value	% Portfolio	Credit Rating	Days To Call/Maturity
CUSIP		YTM @ Cost	Book Value	YTM @ Market	Accrued Interest	Unre. Gain/Loss	Credit Rating	Duration To Maturity
University of CA Revenue Bonds 3.063 7/1/2025		5/5/2022	3,146,064.40	96.25	3,041,531.60	0.31%	Moody's-Aa2	732
91412GU94	3,160,000.00	3.21	3,151,152.77	5.06	48,126.54	-109,621.17	S&P-AA	1.93
University of CA Revenues 1.372 5/15/2028-23		6/7/2023	1,957,230.00	85.50	1,923,750.00	0.19%	Moody's-Aa2	15
91412HJP9	2,250,000.00	4.33	1,960,962.66	4.74	3,858.75	-37,212.66	S&P-AA	4.71
			<b>64,435,557.15</b>		<b>62,430,641.65</b>	<b>6.42%</b>		<b>814</b>
<b>Sub Total 11- Municipal - State and Local 15%</b>	<b>66,580,000.00</b>	<b>2.91</b>	<b>64,906,157.95</b>	<b>5.12</b>	<b>384,364.47</b>	<b>-2,475,516.30</b>		<b>2.29</b>
			<b>1,010,993,851.45</b>		<b>965,908,794.79</b>	<b>100.00%</b>		<b>538</b>
<b>TOTAL PORTFOLIO</b>	<b>1,020,404,889.60</b>	<b>2.70</b>	<b>1,012,944,921.38</b>	<b>4.70</b>	<b>5,371,441.99</b>	<b>-47,036,126.59</b>		<b>2.14</b>

# City Treasurer's Annual Report

As of June 30, 2023

**Rafi Manoukian CPA, MBA**  
**City Treasurer**







# City Treasurer's Office

## ➤ Functions:

- ❖ *Investments*
- ❖ *Banking Relationship*
- ❖ *Trustee Responsibilities*

- The City Treasurer's Office acts as the banker for the City and handles the City's banking relationship which consists of contract administration, daily treasury management, and reconciliation of all bank accounts.
- The City Treasurer's Office acts as Trustee of various City Street Improvement Bonds. Currently, all Street Improvement Bonds are retired.



# Investment Philosophy & Objectives

General Investment policies will be guided by the “Prudent Investor” rule, which states that those with investment responsibility “shall exercise the judgment and care under the circumstances then prevailing that persons of prudence, discretion, and intelligence exercise in the management of their own affairs, not in regard to speculation but in regard to the permanent disposition of their funds.”

## **Investment Objectives**

- 1 – Preservation of Principal
- 2 – Ensuring Liquidity
- 3 – Yield

## **Risk Tolerance**

Volatility of the Principal not Permitted.

## **Rate of Return**

Should at least meet the annual total return on Three-Month Treasury Bills.



**EXHIBIT A**  
**City & GRA/Successor Agency**  
**Portfolio Holdings**  
(balances in 000's)

	<b>6/30/2022</b>	<b>6/30/2023</b>
<b>CITY FUNDS</b>		
City	<b>974,280</b>	<b>\$1,020,405</b>
<b>SUCCESSOR AGENCY FUNDS</b>		
Successor Agency	<b>\$24,368</b>	<b>\$25,351</b>
<b>REDEVELOPMENT AGENCY BONDS</b>		
GRA Tax Allocation Bond 2011	<b>\$10,327</b>	<b>\$10,661</b>
<b>PORTFOLIO TOTAL</b>	<b>\$1,008,974</b>	<b>\$1,056,417</b>



**EXHIBIT B**  
**Total City Investments and Cash**  
(balances in 000's)

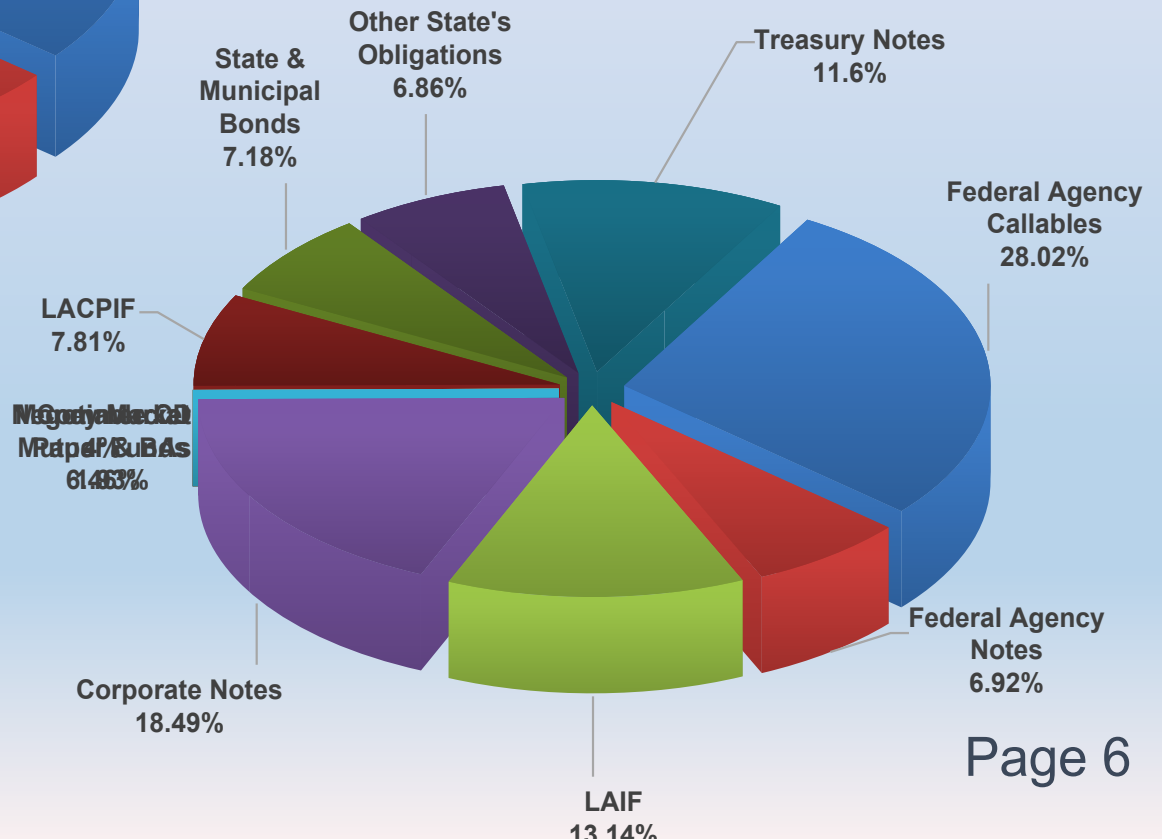
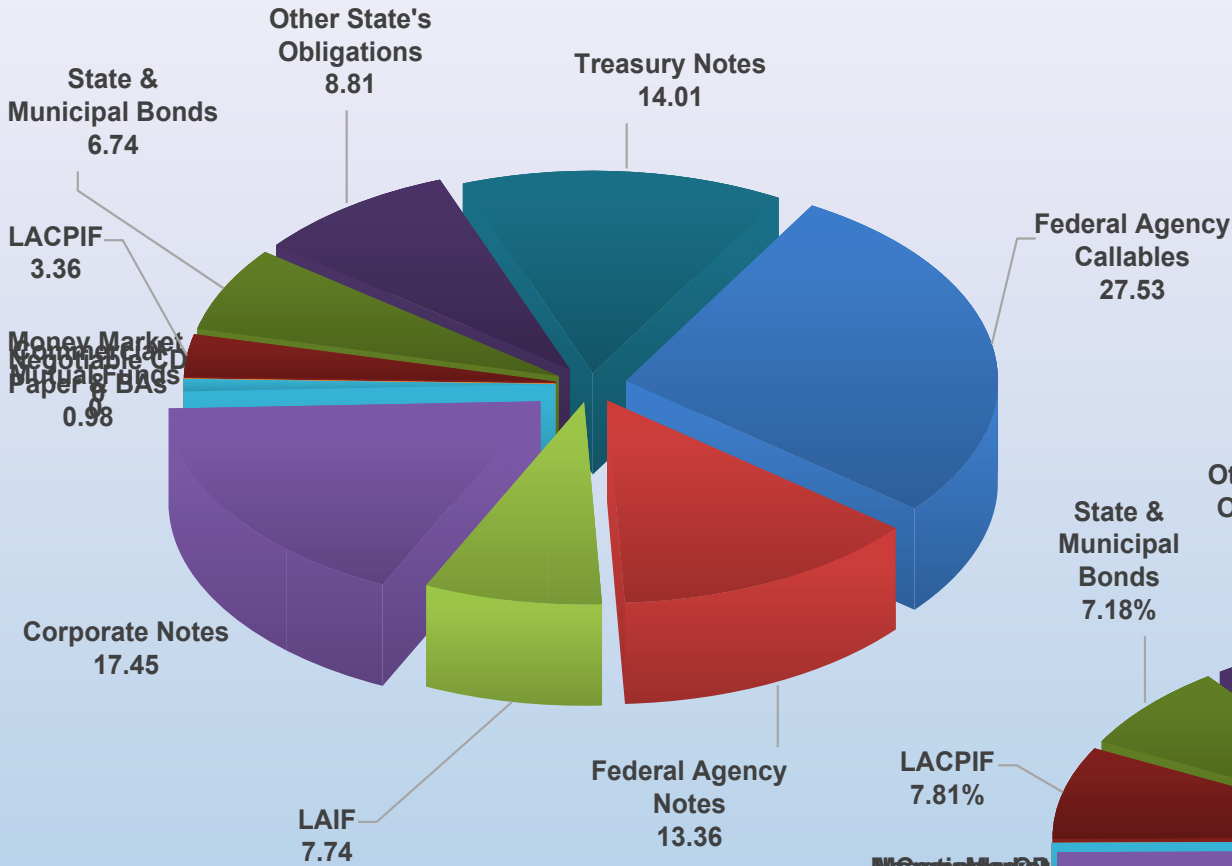
	<b>June 30, 2022</b>	<b>June 30, 2023</b>
<b>INVESTMENTS</b>		
Portfolio @ par	\$ 974,280	\$ 1,020,405
<b>CASH</b>		
Cash on Hand	\$ 77,492	\$ 67,271
<b>TOTAL INVESTMENTS &amp; CASH</b>	<b>\$ 1,051,772</b>	<b>\$ 1,087,676</b>



# EXHIBIT C Asset Allocations (City Portfolio)

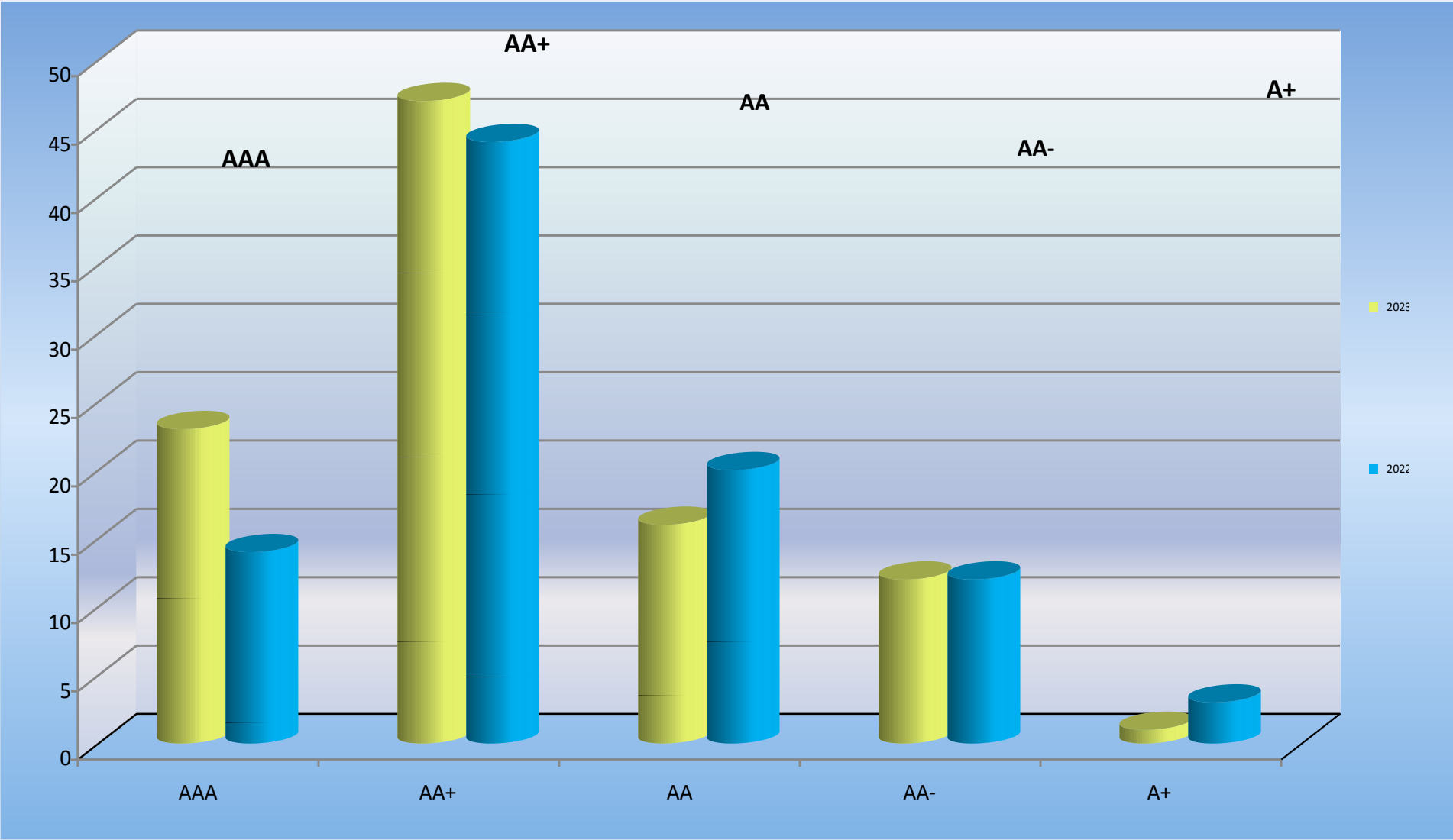
June 2023 \$1020.4

June 2022 \$974.3





# EXHIBIT D Credit Ratings (Long Term Investments)

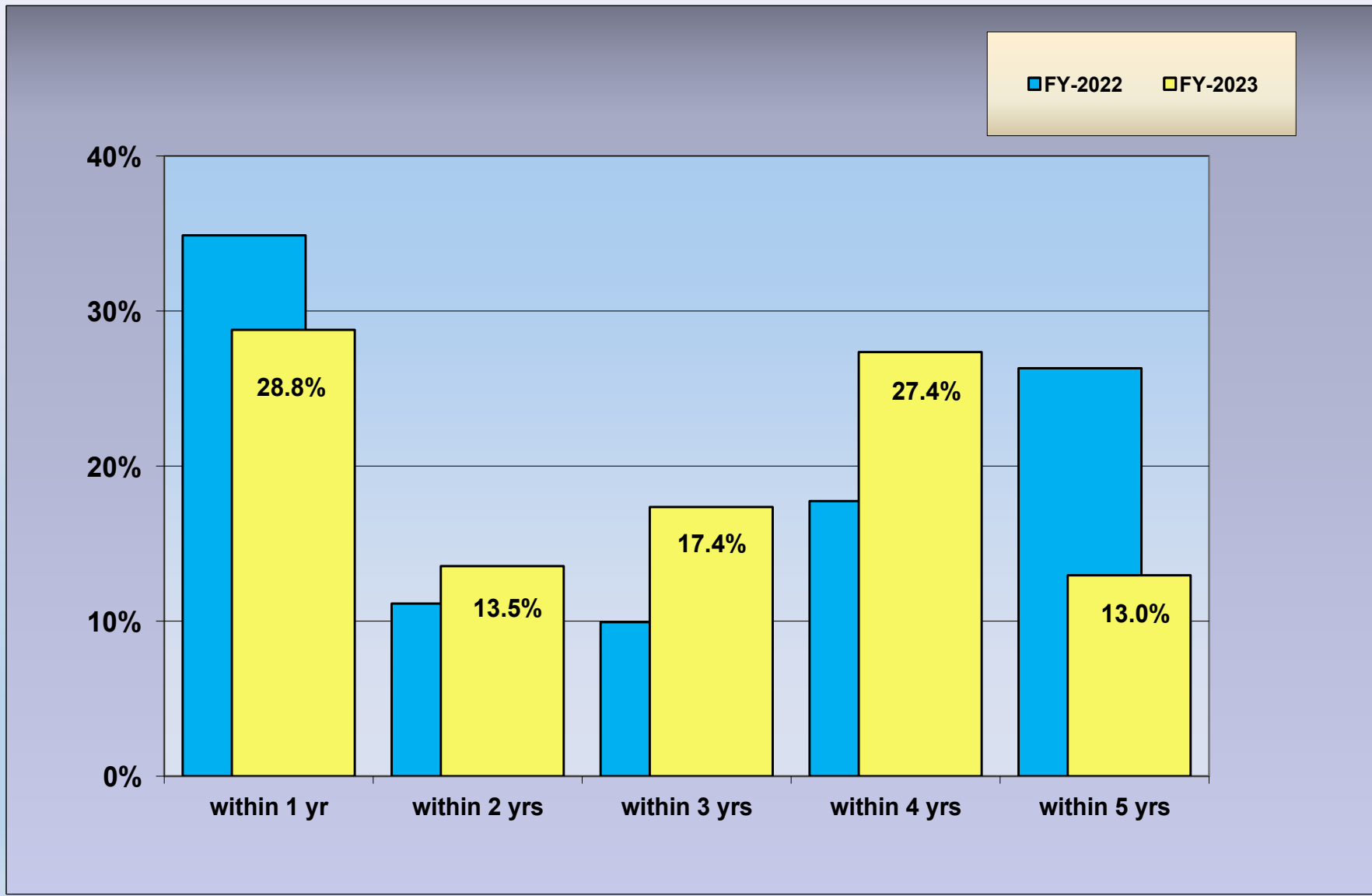




# EXHIBIT E

## Investment Maturities

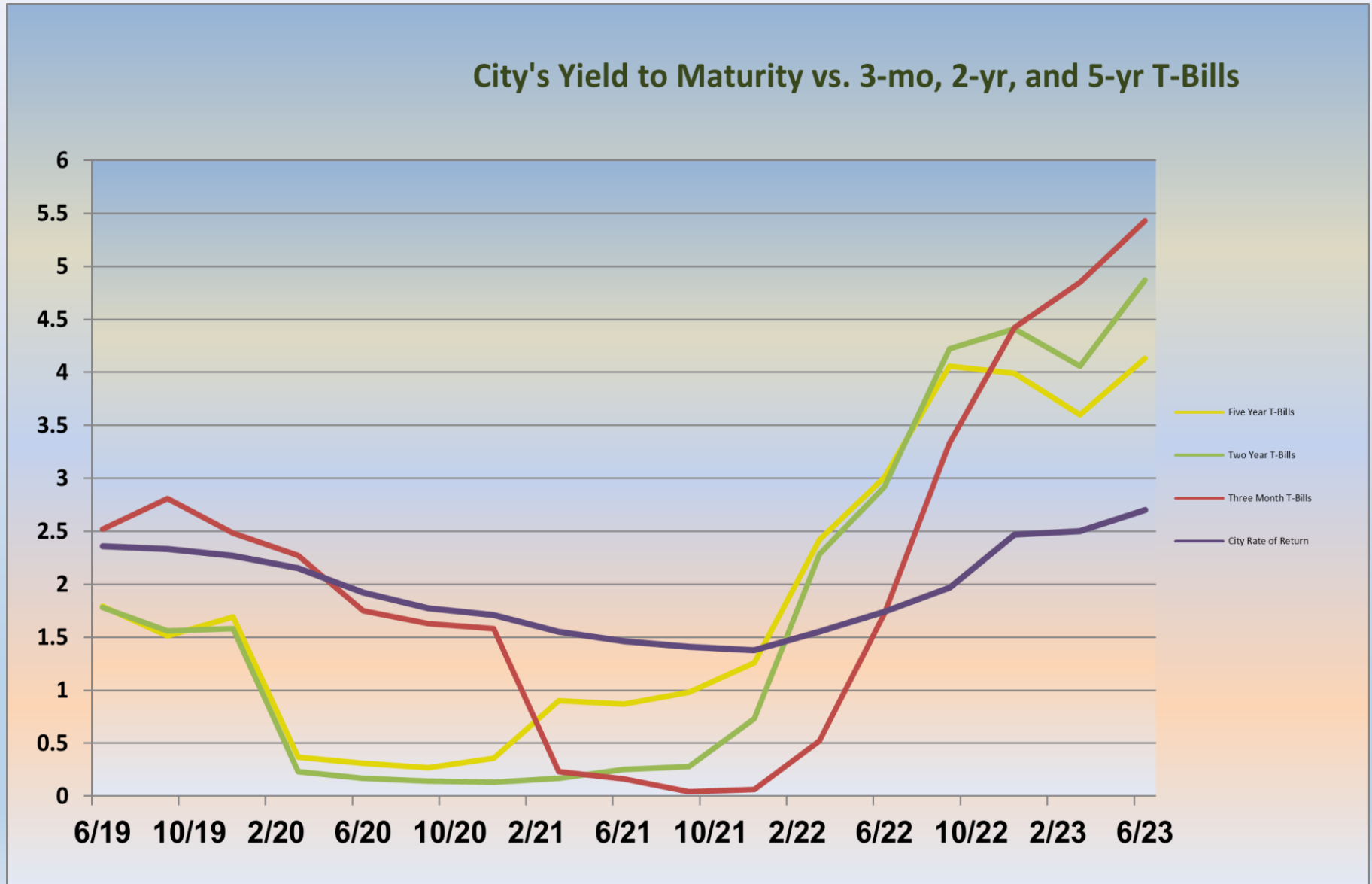
(Percentage of Portfolio)





# EXHIBIT F

## Yield To Maturities (Quarterly)





# EXHIBIT G

## End of Year Key Statistics



	<u>June-13</u>	<u>June-14</u>	<u>June-15</u>	<u>June-16</u>	<u>June-17</u>	<u>June-18</u>	<u>June-19</u>	<u>June-20</u>	<u>June-21</u>	<u>June-22</u>	<u>June-23</u>
<b>Portfolio @ Par (\$ millions)</b>	\$372.9	\$381.5	\$432.2	\$583.7	\$681.6	\$713.5	\$822.2	\$775.4	\$775.0	\$974.0	\$1,020.4
<b>Interest Earnings (YTM - \$ millions)</b>	\$2.3	\$3.3	\$3.9	\$5.4	\$7.4	\$11.7	\$14.6	\$17.6	\$12.8	\$11.7	\$18.7
<b>Rate of Return (YTM)</b>	0.70%	0.94%	1.20%	1.30%	1.61%	2.06%	2.36%	1.92%	1.46%	1.74%	2.70%
<b>Weighted Average Maturity (In Months)</b>	21.3	22.7	25.2	19.7	23.9	24.9	22.6	15.9	18.4	27.7	27.1

# EXHIBIT H

## Yield Comparisons of Surrounding Cities

(June 2023)

