

MOTION


Moved by Council Member Najarian,  
seconded by Council Member Brotman,  
that the City Treasurer's Annual Investment Report for the Fiscal Year ending June 30,  
2024, outlining a review of the investment portfolio, is hereby accepted.

Vote as follows:

Ayes: Brotman, Gharpetian, Kassakhian, Najarian, Asatryan  
Noes: None  
Absent: None  
Abstain: None

MOTION ADOPTED BY THE GLENDALE CITY COUNCIL AT ITS REGULAR  
MEETING HELD ON November 5, 2024.

APPROVED AS TO FORM

  
CITY ATTORNEY  
DATE 11/6/24



## CITY OF GLENDALE, CALIFORNIA REPORT TO THE CITY COUNCIL

### **AGENDA ITEM**

---

Report: City Treasurer's Annual Review of the City's Portfolios

1. Motion accepting Report for Fiscal Year ending June 30, 2024.

### **COUNCIL ACTION**

---

<b>Item Type:</b> Action Item
<b>Approved for</b> <u>November 5, 2024</u> <b>calendar</b>

### **EXECUTIVE SUMMARY**

---

The City Treasurer presents for City Council review and acceptance the Annual Report of the City's Portfolios for the fiscal year ending June 2024. Annually, the Glendale City Treasurer is required to present the Annual Investment Report to the City Council in a public meeting and any recommended changes to the Investment Policy, which was last approved in September of 2023.

### **RECOMMENDATION**

---

Review and accept the City Treasurer's annual report of the City's Portfolios for fiscal year 2023-2024.

### **ANALYSIS**

---

Key statistics for all Portfolios for the past year: The Portfolios totaled \$1.15 billion, up \$9 million from last year. The Portfolios rate of return ended at 3.34%, up 60 basis points from 2.74% the previous year. Interest earnings totaled \$29.4 million, up \$9.9 million from \$19.5 million last year.

### **STAKEHOLDERS/OUTREACH**

---

N/A

### **FISCAL IMPACT**

---

There is no fiscal impact associated with this report.

### **ENVIRONMENTAL REVIEW (CEQA/NEPA)**

---

This item is considered a ministerial activity and therefore, not subject to CEQA review.

**CAMPAIGN DISCLOSURE**

---

This item is exempt from campaign disclosure requirements.

**ALTERNATIVES TO STAFF RECOMMENDATION**

---

Alternative 1: The City Council may consider any other alternative not proposed by staff.

**ADMINISTRATIVE ACTION**

---

**Submitted by:**

Rafi Manoukian, City Treasurer

**Prepared by:**

Marie Boyadjian, Treasury & Investment Services Operations Specialist

**Approved by:**

Roubik R. Golanian, P.E., City Manager

**EXHIBITS/ATTACHMENTS**

---

City Treasurer's Annual Report As of June 30, 2024



**CITY OF GLENDALE**  
**Investment Report**  
 Portfolio Summary  
 June 2024

This report reflects the complete City of Glendale Investment Portfolio. It is in full compliance with the City's Investment Policy. A copy of the investment policy is available in the office of the City Treasurer. The City Treasurer hereby certifies that sufficient investment liquidity and anticipated revenues are available to meet the City's expenditure requirements for the next six months.

Asset Category	Face Amount/Shares	Market Value	Book Value	% of Portfolio	YTM @ Cost	Days To Maturity
CAMP	118,223,318.97	118,223,318.97	118,223,318.97	11.56	5.43	1
Commercial Paper	5,000,000.00	4,969,150.00	4,970,666.67	0.49	5.33	40
Corporate	155,696,000.00	148,787,970.98	153,808,358.66	15.04	3.21	995
Federal Agency Callable Bonds	275,950,000.00	257,732,535.82	275,649,207.43	26.95	1.39	754
Federal Agency Term Notes	173,355,000.00	171,635,464.58	173,905,777.59	17.00	3.91	1,096
LA County Pool	15,021,790.41	15,021,790.41	15,021,790.41	1.47	4.19	1
LAIF - City	622,061.47	622,061.47	622,061.47	0.06	4.55	1
LAIF - GFA	283,746.50	283,746.50	283,746.50	0.03	4.55	1
Obligations of Other States	81,585,000.00	77,525,557.00	80,140,584.15	7.84	3.26	921
State & Municipal Bonds	89,880,000.00	85,874,304.80	87,328,652.77	8.54	3.67	924
Treasury Notes	115,000,000.00	110,052,841.65	112,768,085.15	11.03	2.70	626
<b>Total / Average</b>	<b>1,030,616,917.35</b>	<b>990,728,742.18</b>	<b>1,022,722,249.77</b>	<b>100.00</b>	<b>3.11</b>	<b>759</b>

*Rafi Manoukian*  
 City Treasurer Rafi Manoukian, CPA, MBA

10/15/24  
 Date



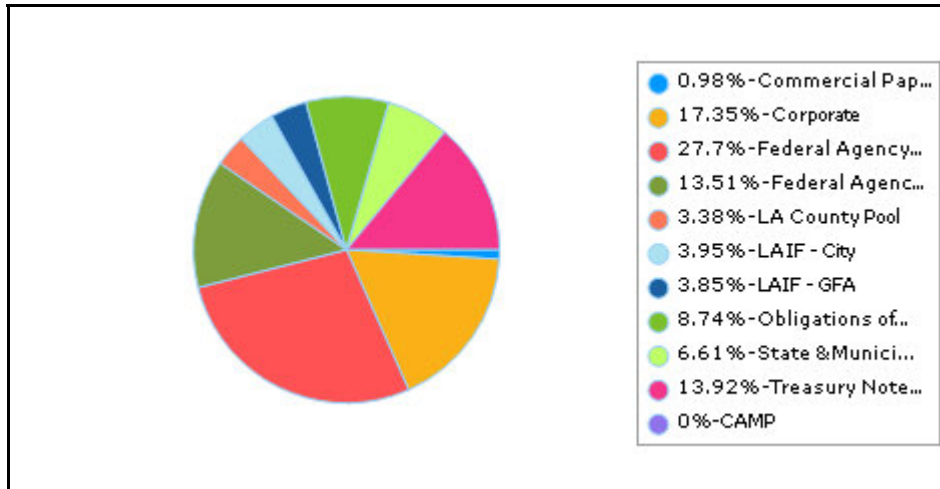
## City of Glendale Distribution by Asset Category - Book Value City of Glendale

Begin Date: 6/30/2023, End Date: 6/30/2024

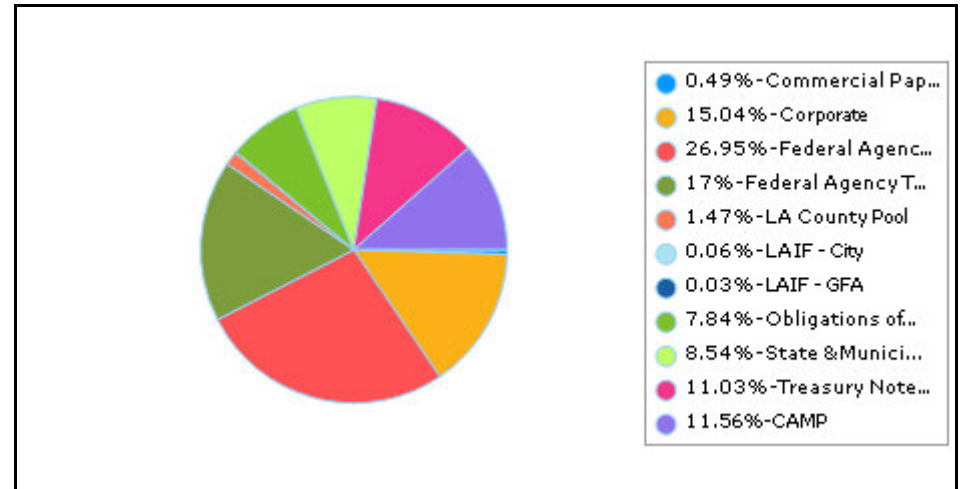
### Asset Category Allocation

Asset Category	Book Value 6/30/2023	% of Portfolio 6/30/2023	Book Value 6/30/2024	% of Portfolio 6/30/2024
Commercial Paper	9,923,754.17	0.98	4,970,666.67	0.49
Corporate	175,777,336.10	17.35	153,808,358.66	15.04
Federal Agency Callable Bonds	280,600,331.00	27.70	275,649,207.43	26.95
Federal Agency Term Notes	136,877,519.12	13.51	173,905,777.59	17.00
LA County Pool	34,255,889.60	3.38	15,021,790.41	1.47
LAIF - City	40,000,000.00	3.95	622,061.47	0.06
LAIF - GFA	39,000,000.00	3.85	283,746.50	0.03
Obligations of Other States	88,521,788.48	8.74	80,140,584.15	7.84
State & Municipal Bonds	66,972,304.06	6.61	87,328,652.77	8.54
Treasury Notes	141,015,998.85	13.92	112,768,085.15	11.03
CAMP	0.00	0.00	118,223,318.97	11.56
Total / Average	1,012,944,921.38	100.00	1,022,722,249.77	100.00

### Portfolio Holdings as of 6/30/2023



### Portfolio Holdings as of 6/30/2024





## City of Glendale Transaction Summary by Action City of Glendale

Begin Date: 6/30/2023, End Date: 6/30/2024

Action	Settlement Date	CUSIP	Face Amount / Shares	Description	Purchase Price	Principal	Interest / Dividends	YTM @ Cost	Total
<b>Buy Transactions</b>									
Buy	7/3/2023	041042V58	2,180,000.00	Arkansas ST GO Bonds 5 7/1/2028	103.52	2,256,627.00	1,513.89	4.21	2,258,140.89
Buy	7/6/2023	912796Y37	10,000,000.00	T-Bill 0 8/3/2023	99.61	9,960,644.40	0.00	5.15	9,960,644.40
Buy	7/7/2023	544495VX9	7,255,000.00	LADWP Revenue Bond 5.516 7/1/2027-10	102.96	7,469,748.00	6,669.76	4.69	7,476,417.76
Buy	7/12/2023	912797GF8	10,000,000.00	T-Bill 0 8/8/2023	99.61	9,961,450.00	0.00	5.23	9,961,450.00
Buy	8/8/2023	912797GR2	10,000,000.00	T-Bill 0 9/5/2023	99.60	9,959,555.60	0.00	5.29	9,959,555.60
Buy	8/10/2023	931142EE9	3,000,000.00	WALMART INC 3.7 6/26/2028-28	97.34	2,920,155.00	13,566.67	4.31	2,933,721.67
Buy	8/14/2023	419792YT7	1,400,000.00	State of Hawaii General Obligation 1.145 8/1/2028	85.99	1,203,860.00	578.86	4.31	1,204,438.86
Buy	8/16/2023	3130AWRB8	5,000,000.00	FHLB 6 8/16/2027-23	100.00	5,000,000.00	0.00	6.00	5,000,000.00
Buy	8/17/2023	9128284V9	5,000,000.00	T-Note 2.875 8/15/2028	93.40	4,669,950.00	781.25	4.36	4,670,731.25
Buy	8/18/2023	91282CFP1	5,000,000.00	T-Note 4.25 10/15/2025	98.63	4,931,640.63	72,575.14	4.92	5,004,215.77
Buy	8/21/2023	91412HFN8	3,750,000.00	University of California Revenue Bonds 1.266 5/15/	90.73	3,402,525.00	12,660.00	4.93	3,415,185.00
Buy	8/21/2023	912828G38	5,000,000.00	T-Note 2.25 11/15/2024	96.38	4,818,750.00	29,959.24	5.32	4,848,709.24
Buy	9/6/2023	3130AX3V8	10,000,000.00	FHLB 4.32 7/17/2028	100.00	10,000,000.00	0.00	4.32	10,000,000.00
Buy	9/11/2023	54438CYM8	3,900,000.00	Los Angeles CCD 1.606 8/1/2028-20	87.86	3,426,462.00	6,959.33	4.39	3,433,421.33
Buy	9/11/2023	3130AWTR1	5,000,000.00	FHLB 4.375 9/8/2028	99.70	4,985,130.51	22,482.64	4.44	5,007,613.15
Buy	9/29/2023	798189TN6	1,500,000.00	San Jose Evergreen GO Bond 5.07 9/1/2028	100.72	1,510,770.00	5,915.00	4.90	1,516,685.00
Buy	9/29/2023	3133EPWK7	5,000,000.00	FFCB 4.5 9/22/2028	99.12	4,956,000.00	4,375.00	4.70	4,960,375.00
Buy	10/2/2023	13063D2V9	5,000,000.00	State of California GO Bond 5 10/1/2028	99.91	4,995,600.00	694.44	5.02	4,996,294.44
Buy	10/11/2023	3130AXG44	5,000,000.00	FHLB 4.72 10/11/2028	100.00	5,000,000.00	0.00	4.72	5,000,000.00
Buy	10/19/2023	3130AWS92	3,000,000.00	FHLB 4.875 9/12/2025	99.36	2,980,710.00	31,687.50	5.23	3,012,397.50
Buy	10/23/2023	3130AXKP2	5,000,000.00	FHLB 4.8 10/23/2028	100.00	5,000,000.00	0.00	4.80	5,000,000.00
Buy	11/15/2023	3130AXRK6	5,000,000.00	FHLB 4.55 11/15/2028	100.00	5,000,000.00	0.00	4.55	5,000,000.00
Buy	12/8/2023	3130AXQK7	5,000,000.00	FHLB 4.75 12/8/2028	102.01	5,100,250.00	23,090.28	4.30	5,123,340.28
Buy	12/18/2023	3130AY4E3	5,000,000.00	FHLB 4.27 12/18/2028	100.00	5,000,000.00	0.00	4.27	5,000,000.00
Buy	12/21/2023	9128285M8	5,000,000.00	T-Note 3.125 11/15/2028	96.40	4,819,921.88	15,453.30	3.94	4,835,375.18
Buy	12/26/2023	3130AYB70	5,000,000.00	FHLB 4 2/15/2028	100.00	5,000,000.00	0.00	4.00	5,000,000.00



## City of Glendale Transaction Summary by Action City of Glendale

Begin Date: 6/30/2023, End Date: 6/30/2024

Action	Settlement Date	CUSIP	Face Amount / Shares	Description	Purchase Price	Principal	Interest / Dividends	YTM @ Cost	Total
Buy	1/10/2024	13077DQGO	2,000,000.00	California St University Revenue Bond 1.521 11/1/2	88.40	1,768,000.00	5,830.50	4.21	1,773,830.50
Buy	1/18/2024	3130AYK21	5,000,000.00	FHLB 3.89 1/18/2029	100.00	5,000,000.00	0.00	3.89	5,000,000.00
Buy	1/19/2024	83412PHS4	1,800,000.00	Solano County GO Bonds 1.479 8/1/2028	88.79	1,598,202.00	12,423.60	4.22	1,610,625.60
Buy	1/24/2024	3130AYNF9	5,000,000.00	FHLB 4.02 3/24/2028	100.00	5,000,000.00	0.00	4.02	5,000,000.00
Buy	2/8/2024	3133EPW84	5,000,000.00	FFCB 3.875 1/18/2029	99.15	4,957,300.00	10,763.89	4.07	4,968,063.89
Buy	2/8/2024	3130AWT59	3,000,000.00	FHLB 5.125 3/14/2025	100.41	3,012,204.00	79,010.42	4.73	3,091,214.42
Buy	2/14/2024	64952WFF5	5,000,000.00	New York Life Global FDG 4.7 1/29/2029	99.74	4,986,750.00	9,791.67	4.76	4,996,541.67
Buy	4/10/2024	3130AVBD3	5,000,000.00	FHLB 4.5 3/9/2029	100.21	5,010,300.00	19,375.00	4.45	5,029,675.00
Buy	4/15/2024	9128286B1	5,000,000.00	T-Note 2.625 2/15/2029	91.72	4,585,937.50	21,634.62	4.55	4,607,572.12
Buy	4/22/2024	13063DMB1	5,000,000.00	State of California GO Bond 3.05 4/1/2029	92.35	4,617,500.00	8,895.83	4.81	4,626,395.83
Buy	5/14/2024	68609UJS5	2,000,000.00	State of Oregon GO Bonds 4.912 5/1/2029-24	100.00	2,000,000.00	0.00	4.91	2,000,000.00
Buy	5/15/2024	3135GASE2	5,000,000.00	FNMA 4.75 5/15/2029-25	98.90	4,945,000.00	0.00	5.00	4,945,000.00
Buy	5/20/2024	88213AKG9	5,000,000.00	Texas A&M University 3.086 5/15/2029-27	93.61	4,680,500.00	2,143.06	4.53	4,682,643.06
Buy	6/3/2024	478160CU6	5,000,000.00	Johnson & Johnson 4.8 6/1/2029-24	100.08	5,004,000.00	8,666.67	4.78	5,012,666.67
Buy	6/10/2024	3130B1BC0	5,000,000.00	FHLB 4.625 6/8/2029	101.22	5,061,100.00	23,767.36	4.35	5,084,867.36
Buy	6/11/2024	9128286B1	5,000,000.00	T-Note 2.625 2/15/2029	92.20	4,609,765.63	42,187.50	4.49	4,651,953.13
Buy	6/12/2024	59515MH99	5,000,000.00	Microsoft Corp 0 8/9/2024	99.15	4,957,466.67	0.00	5.33	4,957,466.67
<b>Subtotal</b>			<b>209,785,000.00</b>			<b>206,123,775.82</b>	<b>493,452.42</b>		<b>206,617,228.24</b>
Deposit	7/1/2023	LACPIF	159,023.41	LA County Pool LGIP	100.00	159,023.41	0.00	0.00	159,023.41
Deposit	7/14/2023	LAIF-GFA	386,875.36	CA Local Agency Inv. Fund LGIP-Quarterly	100.00	386,875.36	0.00	0.00	386,875.36
Deposit	7/14/2023	LAIF-CITY	394,737.18	CA Local Agency Inv. Fund LGIP-Quarterly	100.00	394,737.18	0.00	0.00	394,737.18
Deposit	8/1/2023	LACPIF	116,402.57	LA County Pool LGIP	100.00	116,402.57	0.00	0.00	116,402.57
Deposit	9/1/2023	LACPIF	98,812.88	LA County Pool LGIP	100.00	98,812.88	0.00	0.00	98,812.88
Deposit	10/1/2023	LACPIF	98,532.67	LA County Pool LGIP	100.00	98,532.67	0.00	0.00	98,532.67
Deposit	10/13/2023	LAIF-GFA	352,001.44	CA Local Agency Inv. Fund LGIP-Quarterly	100.00	352,001.44	0.00	0.00	352,001.44
Deposit	10/13/2023	LAIF-CITY	321,777.35	CA Local Agency Inv. Fund LGIP-Quarterly	100.00	321,777.35	0.00	0.00	321,777.35
Deposit	11/1/2023	LACPIF	131,804.52	LA County Pool LGIP	100.00	131,804.52	0.00	0.00	131,804.52



## City of Glendale Transaction Summary by Action City of Glendale

Begin Date: 6/30/2023, End Date: 6/30/2024

Action	Settlement Date	CUSIP	Face Amount / Shares	Description	Purchase Price	Principal	Interest / Dividends	YTM @ Cost	Total
Deposit	11/20/2023	CAMP	5,000,000.00	California Asset Management Program LGIP	100.00	5,000,000.00	0.00	0.00	5,000,000.00
Deposit	11/30/2023	CAMP	7,639.29	California Asset Management Program LGIP	100.00	7,639.29	0.00	0.00	7,639.29
Deposit	12/1/2023	LACPIF	107,082.79	LA County Pool LGIP	100.00	107,082.79	0.00	0.00	107,082.79
Deposit	12/1/2023	CAMP	166,732.52	California Asset Management Program LGIP	100.00	166,732.52	0.00	0.00	166,732.52
Deposit	12/14/2023	CAMP	10,000,000.00	California Asset Management Program LGIP	100.00	10,000,000.00	0.00	0.00	10,000,000.00
Deposit	12/15/2023	CAMP	10,000,000.00	California Asset Management Program LGIP	100.00	10,000,000.00	0.00	0.00	10,000,000.00
Deposit	12/18/2023	CAMP	10,000,000.00	California Asset Management Program LGIP	100.00	10,000,000.00	0.00	0.00	10,000,000.00
Deposit	12/19/2023	CAMP	10,000,000.00	California Asset Management Program LGIP	100.00	10,000,000.00	0.00	0.00	10,000,000.00
Deposit	12/20/2023	CAMP	10,000,000.00	California Asset Management Program LGIP	100.00	10,000,000.00	0.00	0.00	10,000,000.00
Deposit	12/21/2023	CAMP	10,000,000.00	California Asset Management Program LGIP	100.00	10,000,000.00	0.00	0.00	10,000,000.00
Deposit	12/22/2023	CAMP	9,000,000.00	California Asset Management Program LGIP	100.00	9,000,000.00	0.00	0.00	9,000,000.00
Deposit	1/1/2024	LACPIF	107,292.77	LA County Pool LGIP	100.00	107,292.77	0.00	0.00	107,292.77
Deposit	1/16/2024	LAIF-GFA	281,102.87	CA Local Agency Inv. Fund LGIP-Quarterly	100.00	281,102.87	0.00	0.00	281,102.87
Deposit	1/16/2024	LAIF-CITY	266,030.54	CA Local Agency Inv. Fund LGIP-Quarterly	100.00	266,030.54	0.00	0.00	266,030.54
Deposit	1/31/2024	CAMP	347,763.39	California Asset Management Program LGIP	100.00	347,763.39	0.00	0.00	347,763.39
Deposit	2/1/2024	LACPIF	111,291.24	LA County Pool LGIP	100.00	111,291.24	0.00	0.00	111,291.24
Deposit	2/29/2024	CAMP	320,426.16	California Asset Management Program LGIP	100.00	320,426.16	0.00	0.00	320,426.16
Deposit	3/31/2024	LACPIF	61,181.23	LA County Pool LGIP	100.00	61,181.23	0.00	0.00	61,181.23
Deposit	3/31/2024	CAMP	333,444.25	California Asset Management Program LGIP	100.00	333,444.25	0.00	0.00	333,444.25
Deposit	4/1/2024	LACPIF	65,855.15	LA County Pool LGIP	100.00	65,855.15	0.00	0.00	65,855.15
Deposit	4/15/2024	LAIF-GFA	2,643.63	CA Local Agency Inv. Fund LGIP-Quarterly	100.00	2,643.63	0.00	0.00	2,643.63
Deposit	4/15/2024	LAIF-CITY	59,747.26	CA Local Agency Inv. Fund LGIP-Quarterly	100.00	59,747.26	0.00	0.00	59,747.26
Deposit	4/30/2024	CAMP	321,982.90	California Asset Management Program LGIP	100.00	321,982.90	0.00	0.00	321,982.90
Deposit	5/1/2024	LACPIF	61,943.28	LA County Pool LGIP	100.00	61,943.28	0.00	0.00	61,943.28





## City of Glendale Transaction Summary by Action City of Glendale

Begin Date: 6/30/2023, End Date: 6/30/2024

Action	Settlement Date	CUSIP	Face Amount / Shares	Description	Purchase Price	Principal	Interest / Dividends	YTM @ Cost	Total
Deposit	5/31/2024	CAMP	333,598.24	California Asset Management Program LGIP	100.00	333,598.24	0.00	0.00	333,598.24
Deposit	6/1/2024	LACPIF	61,591.31	LA County Pool LGIP	100.00	61,591.31	0.00	0.00	61,591.31
Deposit	6/18/2024	CAMP	25,000,000.00	California Asset Management Program LGIP	100.00	25,000,000.00	0.00	0.00	25,000,000.00
Deposit	6/24/2024	CAMP	10,000,000.00	California Asset Management Program LGIP	100.00	10,000,000.00	0.00	0.00	10,000,000.00
Deposit	6/25/2024	CAMP	10,000,000.00	California Asset Management Program LGIP	100.00	10,000,000.00	0.00	0.00	10,000,000.00
Deposit	6/28/2024	CAMP	391,732.22	California Asset Management Program LGIP	100.00	391,732.22	0.00	0.00	391,732.22
<b>Subtotal</b>			<b>124,469,048.42</b>			<b>124,469,048.42</b>	<b>0.00</b>		<b>124,469,048.42</b>
<b>Total Buy Transactions</b>			<b>334,254,048.42</b>			<b>330,592,824.24</b>	<b>493,452.42</b>		<b>331,086,276.66</b>
<b>Sell Transactions</b>									
Called	11/16/2023	3130AWRB8	5,000,000.00	FHLB 6 8/16/2027-23	0.00	5,000,000.00	0.00	0.00	5,000,000.00
Called	3/27/2024	3130AWJG6	5,000,000.00	FHLB 5.5 12/27/2024-23	0.00	5,000,000.00	68,750.00	0.00	5,068,750.00
<b>Subtotal</b>			<b>10,000,000.00</b>			<b>10,000,000.00</b>	<b>68,750.00</b>		<b>10,068,750.00</b>
Matured	7/5/2023	912797FR3	10,000,000.00	T-Bill 0 7/5/2023	0.00	10,000,000.00	0.00	0.00	10,000,000.00
Matured	7/11/2023	912797FX0	10,000,000.00	T-Bill 0 7/11/2023	0.00	10,000,000.00	0.00	0.00	10,000,000.00
Matured	7/15/2023	64972HN81	5,000,000.00	New York City Trans. Revenue Bonds 3.11 7/15/2023	0.00	5,000,000.00	0.00	0.00	5,000,000.00
Matured	7/18/2023	912797FY8	10,000,000.00	T-Bill 0 7/18/2023	0.00	10,000,000.00	0.00	0.00	10,000,000.00
Matured	7/20/2023	912796ZZ5	10,000,000.00	T-Bill 0 7/20/2023	0.00	10,000,000.00	0.00	0.00	10,000,000.00
Matured	7/25/2023	3130AFBD8	5,000,000.00	FHLB 3.125 7/25/2023	0.00	5,000,000.00	0.00	0.00	5,000,000.00
Matured	8/1/2023	798170AF3	5,000,000.00	San Jose CA Successor Agency 2.828 8/1/2023	0.00	5,000,000.00	0.00	0.00	5,000,000.00
Matured	8/3/2023	912796Y37	10,000,000.00	T-Bill 0 8/3/2023	0.00	10,000,000.00	0.00	0.00	10,000,000.00
Matured	8/8/2023	912797GF8	10,000,000.00	T-Bill 0 8/8/2023	0.00	10,000,000.00	0.00	0.00	10,000,000.00
Matured	8/8/2023	62479MV83	5,000,000.00	MUFG Bank Ltd NY 0 8/8/2023	0.00	5,000,000.00	0.00	0.00	5,000,000.00
Matured	8/15/2023	742718EB1	4,583,000.00	Proctor & Gamble 3.1 8/15/2023	0.00	4,583,000.00	0.00	0.00	4,583,000.00
Matured	9/1/2023	798135H51	2,000,000.00	City of San Jose GO Bonds 2.3 9/1/2023	0.00	2,000,000.00	0.00	0.00	2,000,000.00
Matured	9/1/2023	451174AA4	1,325,000.00	Idaho Energy Resources Authority 2.297 9/1/2023	0.00	1,325,000.00	0.00	0.00	1,325,000.00



## City of Glendale Transaction Summary by Action City of Glendale

Begin Date: 6/30/2023, End Date: 6/30/2024

Action	Settlement Date	CUSIP	Face Amount / Shares	Description	Purchase Price	Principal	Interest / Dividends	YTM @ Cost	Total
Matured	9/5/2023	912797GR2	10,000,000.00	T-Bill 0 9/5/2023	0.00	10,000,000.00	0.00	0.00	10,000,000.00
Matured	9/7/2023	63873KW78	5,000,000.00	Natixis NY Branch 0 9/7/2023	0.00	5,000,000.00	0.00	0.00	5,000,000.00
Matured	9/8/2023	313383YJ4	5,000,000.00	FHLB 3.375 9/8/2023	0.00	5,000,000.00	0.00	0.00	5,000,000.00
Matured	9/20/2023	89236TFN0	5,000,000.00	Toyota Motor Credit 3.45 9/20/2023	0.00	5,000,000.00	0.00	0.00	5,000,000.00
Matured	10/1/2023	882723A74	3,325,000.00	Texas State GO Bonds 2.531 10/1/2023	0.00	3,325,000.00	0.00	0.00	3,325,000.00
Matured	10/1/2023	13063DDG0	1,390,000.00	CA State GO Bonds 2.25 10/1/2023	0.00	1,390,000.00	0.00	0.00	1,390,000.00
Matured	10/10/2023	3130AF4K0	6,000,000.00	FHLB 3.15 10/10/2023	0.00	6,000,000.00	0.00	0.00	6,000,000.00
Matured	11/1/2023	605581LJ4	1,500,000.00	Mississippi State GO Bonds 3.408 11/1/2023	0.00	1,500,000.00	0.00	0.00	1,500,000.00
Matured	11/15/2023	912828WE6	8,000,000.00	T-Note 2.75 11/15/2023	0.00	8,000,000.00	0.00	0.00	8,000,000.00
Matured	12/8/2023	3130A0F70	5,000,000.00	FHLB 3.375 12/8/2023	0.00	5,000,000.00	0.00	0.00	5,000,000.00
Matured	12/8/2023	3130A0F70	5,000,000.00	FHLB 3.375 12/8/2023	0.00	5,000,000.00	0.00	0.00	5,000,000.00
Matured	1/8/2024	3130AU4V3	5,000,000.00	FHLB 4.8 1/8/2024	0.00	5,000,000.00	0.00	0.00	5,000,000.00
Matured	1/17/2024	64952WCN1	5,000,000.00	New York Life Global 2.9 1/17/2024	0.00	5,000,000.00	0.00	0.00	5,000,000.00
Matured	2/6/2024	594918BX1	5,000,000.00	Microsoft Corp 2.875 2/6/2024	0.00	5,000,000.00	0.00	0.00	5,000,000.00
Matured	2/28/2024	3130AQT52	5,000,000.00	FHLB 1.25 2/28/2024-23	0.00	5,000,000.00	0.00	0.00	5,000,000.00
Matured	2/28/2024	313384TR0	5,000,000.00	FHLB 0 2/28/2024	0.00	5,000,000.00	0.00	0.00	5,000,000.00
Matured	3/8/2024	3130ATKJ5	3,000,000.00	FHLB 4.375 3/8/2024	0.00	3,000,000.00	0.00	0.00	3,000,000.00
Matured	3/8/2024	3130ATF28	5,000,000.00	FHLB 4 3/8/2024	0.00	5,000,000.00	0.00	0.00	5,000,000.00
Matured	3/15/2024	6500357B8	1,500,000.00	New York State Urban Dev 2.88 3/15/2024	0.00	1,500,000.00	0.00	0.00	1,500,000.00
Matured	3/15/2024	6500358M3	1,255,000.00	New York State Urban Dev 3.1 3/15/2024	0.00	1,255,000.00	0.00	0.00	1,255,000.00
Matured	4/9/2024	57629WBV1	3,500,000.00	Massmutual Global Funding 3.6 4/9/2024	0.00	3,500,000.00	0.00	0.00	3,500,000.00
Matured	4/10/2024	64952WDG5	4,805,000.00	New York Life Global 2.875 4/10/2024	0.00	4,805,000.00	0.00	0.00	4,805,000.00
Matured	5/6/2024	40139LAF0	2,520,000.00	Guardian Life 2.9 5/6/2024	0.00	2,520,000.00	0.00	0.00	2,520,000.00
Matured	5/6/2024	40139LAF0	5,000,000.00	Guardian Life 2.9 5/6/2024	0.00	5,000,000.00	0.00	0.00	5,000,000.00
Matured	5/15/2024	88213AKB0	1,915,000.00	Texas A&M University 2.549 5/15/2024	0.00	1,915,000.00	0.00	0.00	1,915,000.00
Matured	6/1/2024	13032UXL7	2,000,000.00	CA State Health Facs Fin Revenue Bonds 0.752 6/1/2	0.00	2,000,000.00	0.00	0.00	2,000,000.00
Matured	6/1/2024	088006JY8	750,000.00	City of Beverly Hills Revenue Bonds 0.73 6/1/2024	0.00	750,000.00	0.00	0.00	750,000.00



## City of Glendale Transaction Summary by Action City of Glendale

Begin Date: 6/30/2023, End Date: 6/30/2024

Action	Settlement Date	CUSIP	Face Amount / Shares	Description	Purchase Price	Principal	Interest / Dividends	YTM @ Cost	Total
Matured	6/1/2024	91417KN23	1,100,000.00	University of Colorado 2.649 6/1/2024	0.00	1,100,000.00	0.00	0.00	1,100,000.00
Matured	6/15/2024	91282CCG4	5,000,000.00	T-Note 0.25 6/15/2024	0.00	5,000,000.00	0.00	0.00	5,000,000.00
Matured	6/30/2024	9128286Z8	5,000,000.00	T-Note 1.75 6/30/2024	0.00	5,000,000.00	0.00	0.00	5,000,000.00
<b>Subtotal</b>			<b>210,468,000.00</b>			<b>210,468,000.00</b>	<b>0.00</b>		<b>210,468,000.00</b>
Withdraw	7/6/2023	LACPIF	108,969.21	LA County Pool LGIP	0.00	108,969.21	0.00	0.00	108,969.21
Withdraw	7/12/2023	LACPIF	146,920.39	LA County Pool LGIP	0.00	146,920.39	0.00	0.00	146,920.39
Withdraw	7/17/2023	LAIF-GFA	411,861.29	CA Local Agency Inv. Fund LGIP-Quarterly	0.00	411,861.29	0.00	0.00	411,861.29
Withdraw	7/17/2023	LAIF-CITY	420,230.86	CA Local Agency Inv. Fund LGIP-Quarterly	0.00	420,230.86	0.00	0.00	420,230.86
Withdraw	8/1/2023	LACPIF	159,023.41	LA County Pool LGIP	0.00	159,023.41	0.00	0.00	159,023.41
Withdraw	8/22/2023	LAIF-CITY	10,000,000.00	CA Local Agency Inv. Fund LGIP-Quarterly	0.00	10,000,000.00	0.00	0.00	10,000,000.00
Withdraw	10/30/2023	LAIF-GFA	10,000,000.00	CA Local Agency Inv. Fund LGIP-Quarterly	0.00	10,000,000.00	0.00	0.00	10,000,000.00
Withdraw	12/14/2023	LAIF-GFA	10,000,000.00	CA Local Agency Inv. Fund LGIP-Quarterly	0.00	10,000,000.00	0.00	0.00	10,000,000.00
Withdraw	12/14/2023	LAIF-CITY	10,000,000.00	CA Local Agency Inv. Fund LGIP-Quarterly	0.00	10,000,000.00	0.00	0.00	10,000,000.00
Withdraw	12/15/2023	LAIF-CITY	10,000,000.00	CA Local Agency Inv. Fund LGIP-Quarterly	0.00	10,000,000.00	0.00	0.00	10,000,000.00
Withdraw	12/18/2023	LACPIF	10,000,000.00	LA County Pool LGIP	0.00	10,000,000.00	0.00	0.00	10,000,000.00
Withdraw	12/19/2023	LAIF-GFA	10,000,000.00	CA Local Agency Inv. Fund LGIP-Quarterly	0.00	10,000,000.00	0.00	0.00	10,000,000.00
Withdraw	12/20/2023	LACPIF	10,000,000.00	LA County Pool LGIP	0.00	10,000,000.00	0.00	0.00	10,000,000.00
Withdraw	12/21/2023	LAIF-GFA	9,327,015.51	CA Local Agency Inv. Fund LGIP-Quarterly	0.00	9,327,015.51	0.00	0.00	9,327,015.51
Withdraw	2/16/2024	LAIF-CITY	10,000,000.00	CA Local Agency Inv. Fund LGIP-Quarterly	0.00	10,000,000.00	0.00	0.00	10,000,000.00
Withdraw	2/20/2024	CAMP	3,000,000.00	California Asset Management Program LGIP	0.00	3,000,000.00	0.00	0.00	3,000,000.00
<b>Subtotal</b>			<b>103,574,020.67</b>			<b>103,574,020.67</b>	<b>0.00</b>		<b>103,574,020.67</b>
<b>Total Sell Transactions</b>			<b>324,042,020.67</b>			<b>324,042,020.67</b>	<b>68,750.00</b>		<b>324,110,770.67</b>
<b>Interest/Dividends</b>									
Interest	7/1/2023	040654XX8	0.00	Arizona State Transp Brd Hwy Revenue 2.224 7/1/202		0.00	24,853.20	0.00	24,853.20
Interest	7/1/2023	LACPIF	0.00	LA County Pool LGIP		0.00	159,023.41	0.00	159,023.41
Interest	7/1/2023	91412GU94	0.00	University of CA Revenue Bonds 3.063 7/1/2025		0.00	88,827.00	0.00	88,827.00
Interest	7/8/2023	3130AU4V3	0.00	FHLB 4.8 1/8/2024		0.00	120,000.00	0.00	120,000.00



## City of Glendale Transaction Summary by Action City of Glendale

Begin Date: 6/30/2023, End Date: 6/30/2024

Action	Settlement Date	CUSIP	Face Amount / Shares	Description	Purchase Price	Principal	Interest / Dividends	YTM @ Cost	Total
Interest	7/11/2023	66815L2F5	0.00	NW Mutual Global 1.75 1/11/2027		0.00	32,287.50	0.00	32,287.50
Interest	7/12/2023	3130AUPR9	0.00	FHLB 4.56 7/12/2024		0.00	102,600.00	0.00	102,600.00
Interest	7/14/2023	3130AQEW9	0.00	FHLB 1.5 1/14/2027-22		0.00	37,500.00	0.00	37,500.00
Interest	7/14/2023	LAIF-GFA	0.00	CA Local Agency Inv. Fund LGIP-Quarterly		0.00	386,875.36	0.00	386,875.36
Interest	7/14/2023	66815L2A6	0.00	NW Mutual Global 0.8 1/14/2026		0.00	10,000.00	0.00	10,000.00
Interest	7/14/2023	57629WCQ1	0.00	Massmutual Global Funding 2.35 1/14/2027		0.00	13,442.00	0.00	13,442.00
Interest	7/14/2023	LAIF-CITY	0.00	CA Local Agency Inv. Fund LGIP-Quarterly		0.00	394,737.18	0.00	394,737.18
Interest	7/14/2023	64952WCH4	0.00	New York Life Global 2.35 7/14/2026		0.00	103,400.00	0.00	103,400.00
Interest	7/15/2023	64972HN81	0.00	New York City Trans. Revenue Bonds 3.11 7/15/2023		0.00	77,750.00	0.00	77,750.00
Interest	7/15/2023	64952WDW0	0.00	New York Life Global FDG 0.85 1/15/2026		0.00	21,250.00	0.00	21,250.00
Interest	7/15/2023	3130AMYP1	0.00	FHLB 1.125 7/15/2026-21		0.00	28,125.00	0.00	28,125.00
Interest	7/15/2023	576004HD0	0.00	Massachusetts Cmnrwealth Revenue Bond 3.68 7/15/202		0.00	184,000.00	0.00	184,000.00
Interest	7/15/2023	478160CK8	0.00	Johnson & Johnson 2.9 1/15/2028-23		0.00	72,500.00	0.00	72,500.00
Interest	7/15/2023	91282CDS7	0.00	T-Note 1.125 1/15/2025		0.00	56,250.00	0.00	56,250.00
Interest	7/16/2023	57629WDE7	0.00	Massmutual Global Funding 1.2 7/16/2026		0.00	30,000.00	0.00	30,000.00
Interest	7/17/2023	64952WCN1	0.00	New York Life Global 2.9 1/17/2024		0.00	72,500.00	0.00	72,500.00
Interest	7/19/2023	3130AQJ87	0.00	FHLB 1.6 1/19/2027-22		0.00	40,000.00	0.00	40,000.00
Interest	7/25/2023	3130AFBD8	0.00	FHLB 3.125 7/25/2023		0.00	78,125.00	0.00	78,125.00
Interest	7/26/2023	742718FZ7	0.00	Proctor & Gamble 3.95 1/26/2028-23		0.00	98,750.00	0.00	98,750.00
Interest	7/27/2023	3130AQM83	0.00	FHLB 1.6 7/27/2026-22		0.00	40,000.00	0.00	40,000.00
Interest	7/27/2023	3130AQM26	0.00	FHLB 1.7 1/27/2027-23		0.00	42,500.00	0.00	42,500.00
Interest	7/28/2023	3130AKPQ3	0.00	FHLB 0.58 1/28/2026-22		0.00	29,000.00	0.00	29,000.00
Interest	7/28/2023	3130AQHG1	0.00	FHLB 1.61 1/28/2027-22		0.00	40,250.00	0.00	40,250.00
Interest	7/29/2023	3130AN4R8	0.00	FHLB 1.125 7/29/2026-21		0.00	28,125.00	0.00	28,125.00
Interest	7/31/2023	912828Y87	0.00	T-Note 1.75 7/31/2024		0.00	43,750.00	0.00	43,750.00
Interest	7/31/2023	91282CAB7	0.00	T-Note 0.25 7/31/2025		0.00	12,500.00	0.00	12,500.00
Interest	8/1/2023	574193GK8	0.00	State of Maryland GO Bond 2.8 8/1/2027-12		0.00	70,000.00	0.00	70,000.00



## City of Glendale Transaction Summary by Action City of Glendale

Begin Date: 6/30/2023, End Date: 6/30/2024

Action	Settlement Date	CUSIP	Face Amount / Shares	Description	Purchase Price	Principal	Interest / Dividends	YTM @ Cost	Total
Interest	8/1/2023	64971XH27	0.00	NYC Transitional 2.02 2/1/2027		0.00	50,500.00	0.00	50,500.00
Interest	8/1/2023	LACPIF	0.00	LA County Pool LGIP		0.00	116,402.57	0.00	116,402.57
Interest	8/1/2023	77781RCQ4	0.00	Roseville Financial Authority 0.887 2/1/2025		0.00	6,652.50	0.00	6,652.50
Interest	8/1/2023	798170AF3	0.00	San Jose CA Successor Agency 2.828 8/1/2023		0.00	70,700.00	0.00	70,700.00
Interest	8/1/2023	419792YR1	0.00	State of Hawaii GO Bond 0.893 8/1/2026		0.00	8,528.15	0.00	8,528.15
Interest	8/1/2023	802498ZA6	0.00	Santa Monica Malibu USD 0.849 8/1/2026		0.00	5,497.28	0.00	5,497.28
Interest	8/1/2023	64971XS25	0.00	New York City Trans Fin Auth Revenue Bonds 3.35 2/		0.00	50,250.00	0.00	50,250.00
Interest	8/1/2023	54438CYL0	0.00	LA Comm Coll Dist GO Bonds 1.174 8/1/2026		0.00	29,350.00	0.00	29,350.00
Interest	8/1/2023	03444RAB4	0.00	Andrew W Mellon Foundation 0.947 8/1/2027-22		0.00	30,654.39	0.00	30,654.39
Interest	8/6/2023	594918BX1	0.00	Microsoft Corp 2.875 2/6/2024		0.00	71,875.00	0.00	71,875.00
Interest	8/8/2023	037833EC0	0.00	Apple Inc 1.2 2/8/2028-23		0.00	30,000.00	0.00	30,000.00
Interest	8/12/2023	3130ANBR0	0.00	FHLB 1.05 8/12/2026-22		0.00	26,250.00	0.00	26,250.00
Interest	8/12/2023	3130ANET3	0.00	FHLB 1 8/12/2026-21		0.00	25,000.00	0.00	25,000.00
Interest	8/15/2023	91282CDZ1	0.00	T-Note 1.5 2/15/2025		0.00	37,500.00	0.00	37,500.00
Interest	8/15/2023	02079KAC1	0.00	Alphabet Inc 1.998 8/15/2026		0.00	49,950.00	0.00	49,950.00
Interest	8/15/2023	3130AGWK7	0.00	FHLB 1.5 8/15/2024		0.00	37,500.00	0.00	37,500.00
Interest	8/15/2023	742718EB1	0.00	Proctor & Gamble 3.1 8/15/2023		0.00	71,036.50	0.00	71,036.50
Interest	8/15/2023	912828R0	0.00	T-Note 2.25 8/15/2027		0.00	56,250.00	0.00	56,250.00
Interest	8/15/2023	64990FS88	0.00	New York State Dormitory 2.558 2/15/2027		0.00	31,527.35	0.00	31,527.35
Interest	8/17/2023	3130AQPE7	0.00	FHLB 1.9 2/17/2027-22		0.00	63,175.00	0.00	63,175.00
Interest	8/18/2023	3130AKYG5	0.00	FHLB 0.555 2/18/2026-21		0.00	27,750.00	0.00	27,750.00
Interest	8/25/2023	3130AQRH8	0.00	FHLB 2 2/25/2027-22		0.00	50,000.00	0.00	50,000.00
Interest	8/26/2023	3130ANND8	0.00	FHLB 1.05 8/26/2026-21		0.00	26,250.00	0.00	26,250.00
Interest	8/26/2023	3130ALB94	0.00	FHLB 0.63 2/26/2026-21		0.00	15,750.00	0.00	15,750.00
Interest	8/27/2023	3130ANM56	0.00	FHLB 1.05 8/27/2026-21		0.00	38,850.00	0.00	38,850.00
Interest	8/28/2023	3130AQT94	0.00	FHLB 1.6 8/28/2025-23		0.00	40,000.00	0.00	40,000.00
Interest	8/28/2023	3130AQT52	0.00	FHLB 1.25 2/28/2024-23		0.00	31,250.00	0.00	31,250.00



## City of Glendale Transaction Summary by Action City of Glendale

Begin Date: 6/30/2023, End Date: 6/30/2024

Action	Settlement Date	CUSIP	Face Amount / Shares	Description	Purchase Price	Principal	Interest / Dividends	YTM @ Cost	Total
Interest	8/28/2023	3130AQZF3	0.00	FHLB 2 2/28/2025-23		0.00	50,000.00	0.00	50,000.00
Interest	8/28/2023	3130AQTA1	0.00	FHLB 1.4 8/28/2024-23		0.00	35,000.00	0.00	35,000.00
Interest	8/31/2023	91282CBQ3	0.00	T-Note 0.5 2/28/2026		0.00	25,000.00	0.00	25,000.00
Interest	8/31/2023	91282CAJ0	0.00	T-Note 0.25 8/31/2025		0.00	12,500.00	0.00	12,500.00
Interest	9/1/2023	798135H51	0.00	City of San Jose GO Bonds 2.3 9/1/2023		0.00	23,000.00	0.00	23,000.00
Interest	9/1/2023	LACPIF	0.00	LA County Pool LGIP		0.00	98,812.88	0.00	98,812.88
Interest	9/1/2023	3130AT7E1	0.00	FHLB 3.25 9/10/2027		0.00	81,250.00	0.00	81,250.00
Interest	9/1/2023	92778WKR6	0.00	Virginia State College Revenue Bond 0.61 9/1/2025		0.00	15,250.00	0.00	15,250.00
Interest	9/1/2023	451174AA4	0.00	Idaho Energy Resources Authority 2.297 9/1/2023		0.00	15,217.63	0.00	15,217.63
Interest	9/1/2023	798135E88	0.00	City of San Jose GO Bonds 2.45 9/1/2025		0.00	54,022.50	0.00	54,022.50
Interest	9/1/2023	010268CN8	0.00	Alabama Federal Aid 1.268 9/1/2026		0.00	19,020.00	0.00	19,020.00
Interest	9/3/2023	478160CE2	0.00	Johnson and Johnson 2.95 3/3/2027		0.00	90,771.50	0.00	90,771.50
Interest	9/8/2023	3130ATKJ5	0.00	FHLB 4.375 3/8/2024		0.00	65,625.00	0.00	65,625.00
Interest	9/8/2023	313383YJ4	0.00	FHLB 3.375 9/8/2023		0.00	84,375.00	0.00	84,375.00
Interest	9/8/2023	57629WCH1	0.00	Massmutual Global Funding 3.4 3/8/2026		0.00	45,118.00	0.00	45,118.00
Interest	9/8/2023	3130ATF28	0.00	FHLB 4 3/8/2024		0.00	100,000.00	0.00	100,000.00
Interest	9/9/2023	3130AVD41	0.00	FHLB 5.375 9/9/2024		0.00	134,375.00	0.00	134,375.00
Interest	9/10/2023	3130AR4D0	0.00	FHLB 2 3/10/2025-22		0.00	50,000.00	0.00	50,000.00
Interest	9/10/2023	3130ATS57	0.00	FHLB 4.5 3/10/2028		0.00	225,000.00	0.00	225,000.00
Interest	9/11/2023	037833DN7	0.00	Apple Inc 2.05 9/11/2026		0.00	51,250.00	0.00	51,250.00
Interest	9/13/2023	3133XVDG3	0.00	FHLB 4.375 9/13/2024		0.00	109,375.00	0.00	109,375.00
Interest	9/14/2023	3130AUZC1	0.00	FHLB 4.625 3/14/2025		0.00	132,968.75	0.00	132,968.75
Interest	9/15/2023	64990FD68	0.00	New York State Dormitory 1.538 3/15/2027		0.00	38,450.00	0.00	38,450.00
Interest	9/15/2023	6500357B8	0.00	New York State Urban Dev 2.88 3/15/2024		0.00	21,600.00	0.00	21,600.00
Interest	9/15/2023	650036EN2	0.00	New York State Urban Dev 3.35 3/15/2026		0.00	31,741.25	0.00	31,741.25
Interest	9/15/2023	64985TDP3-Q1	0.00	New York State Urban Dev (64985TBA8) 2.25 3/15/202		0.00	56,250.00	0.00	56,250.00
Interest	9/15/2023	650036EP7	0.00	New York State Urban Dev 3.35 3/15/2026		0.00	23,533.75	0.00	23,533.75



## City of Glendale Transaction Summary by Action City of Glendale

Begin Date: 6/30/2023, End Date: 6/30/2024

Action	Settlement Date	CUSIP	Face Amount / Shares	Description	Purchase Price	Principal	Interest / Dividends	YTM @ Cost	Total
Interest	9/15/2023	66815L2K4	0.00	NW Mutual Global 4.35 9/15/2027		0.00	108,750.00	0.00	108,750.00
Interest	9/15/2023	6500358M3	0.00	New York State Urban Dev 3.1 3/15/2024		0.00	19,452.50	0.00	19,452.50
Interest	9/16/2023	3130ANTD2	0.00	FHLB 1 9/16/2026-21		0.00	25,000.00	0.00	25,000.00
Interest	9/16/2023	3130ALDN1	0.00	FHLB 0.8 3/16/2026-21		0.00	20,000.00	0.00	20,000.00
Interest	9/17/2023	3130ANSB7	0.00	FHLB 1 9/17/2026-22		0.00	25,000.00	0.00	25,000.00
Interest	9/20/2023	89236TFN0	0.00	Toyota Motor Credit 3.45 9/20/2023		0.00	86,250.00	0.00	86,250.00
Interest	9/21/2023	3130ANUN8	0.00	FHLB 1.04 9/21/2026-21		0.00	26,000.00	0.00	26,000.00
Interest	9/24/2023	3130ARBE0	0.00	FHLB 2 9/24/2024-22		0.00	50,000.00	0.00	50,000.00
Interest	9/28/2023	3130ANUZ1	0.00	FHLB 1.06 9/28/2026-21		0.00	53,000.00	0.00	53,000.00
Interest	9/29/2023	3130ARA68	0.00	FHLB 2.35 3/29/2027-22		0.00	58,750.00	0.00	58,750.00
Interest	9/30/2023	3130ALVL5	0.00	FHLB 0.91 12/30/2025-21		0.00	22,750.00	0.00	22,750.00
Interest	9/30/2023	3130AQBQ5	0.00	FHLB 1.5 3/30/2026-22		0.00	37,500.00	0.00	37,500.00
Interest	9/30/2023	3130AMZA3	0.00	FHLB 1 3/30/2026-21		0.00	25,000.00	0.00	25,000.00
Interest	9/30/2023	3130AP6D2	0.00	FHLB 1 9/30/2026-22		0.00	44,500.00	0.00	44,500.00
Interest	10/1/2023	68607V4K8	0.00	Oregon State Dept of Admin Svcs Lottery Revenue 4.		0.00	44,199.28	0.00	44,199.28
Interest	10/1/2023	13063D2U1	0.00	State of CA GO Bond 5.25 10/1/2027		0.00	131,250.00	0.00	131,250.00
Interest	10/1/2023	882723A74	0.00	Texas State GO Bonds 2.531 10/1/2023		0.00	42,077.88	0.00	42,077.88
Interest	10/1/2023	LACPIF	0.00	LA County Pool LGIP		0.00	98,532.67	0.00	98,532.67
Interest	10/1/2023	419792A97	0.00	State of Hawaii GO Bond 1.283 10/1/2026		0.00	11,226.25	0.00	11,226.25
Interest	10/1/2023	68607V4M4	0.00	Oregon State Dept of Admin Svcs Lottery Revenue 4.		0.00	27,928.64	0.00	27,928.64
Interest	10/1/2023	13063DDG0	0.00	CA State GO Bonds 2.25 10/1/2023		0.00	15,637.50	0.00	15,637.50
Interest	10/1/2023	68607V4L6	0.00	Oregon State Dept of Admin Svcs Lottery Revenue 3.		0.00	15,762.00	0.00	15,762.00
Interest	10/1/2023	13063DGB8	0.00	State of CA GO Bond 3.375 4/1/2025		0.00	54,000.00	0.00	54,000.00
Interest	10/1/2023	196480KQ9	0.00	Colorado St Housing Auth Revenue Bond 1.218 4/1/20		0.00	8,952.30	0.00	8,952.30
Interest	10/1/2023	68607V4J1	0.00	Oregon St Dept of Adm Svcs Lottery Revenue 4.142 4		0.00	61,430.46	0.00	61,430.46
Interest	10/1/2023	072024XD9	0.00	Bay Area Toll Authority Revenue Bond 1.433 4/1/202		0.00	16,586.98	0.00	16,586.98



## City of Glendale Transaction Summary by Action City of Glendale

Begin Date: 6/30/2023, End Date: 6/30/2024

Action	Settlement Date	CUSIP	Face Amount / Shares	Description	Purchase Price	Principal	Interest / Dividends	YTM @ Cost	Total
Interest	10/1/2023	196480KR7	0.00	Colorado St Housing Auth Revenue Bond 1.318 10/1/2		0.00	9,819.10	0.00	9,819.10
Interest	10/3/2023	3130ATT31	0.00	FHLB 4.5 10/3/2024		0.00	112,500.00	0.00	112,500.00
Interest	10/9/2023	57629WBV1	0.00	Massmutual Global Funding 3.6 4/9/2024		0.00	63,000.00	0.00	63,000.00
Interest	10/10/2023	64952WDG5	0.00	New York Life Global 2.875 4/10/2024		0.00	69,071.88	0.00	69,071.88
Interest	10/10/2023	3130AF4K0	0.00	FHLB 3.15 10/10/2023		0.00	94,500.00	0.00	94,500.00
Interest	10/12/2023	3130AVWV0	0.00	FHLB 3.43 4/12/2028		0.00	72,887.50	0.00	72,887.50
Interest	10/13/2023	LAIF-GFA	0.00	CA Local Agency Inv. Fund LGIP-Quarterly		0.00	352,001.44	0.00	352,001.44
Interest	10/13/2023	LAIF-CITY	0.00	CA Local Agency Inv. Fund LGIP-Quarterly		0.00	321,777.35	0.00	321,777.35
Interest	10/14/2023	3130APDR3	0.00	FHLB 1.2 10/14/2026-22		0.00	30,000.00	0.00	30,000.00
Interest	10/15/2023	931142FB4	0.00	Walmart Inc 3.9 4/15/2028-28		0.00	95,875.00	0.00	95,875.00
Interest	10/15/2023	91282CFP1	0.00	T-Note 4.25 10/15/2025		0.00	106,250.00	0.00	106,250.00
Interest	10/19/2023	3130APD28	0.00	FHLB 1.15 10/19/2026-22		0.00	28,750.00	0.00	28,750.00
Interest	10/21/2023	3130APAY1	0.00	FHLB 1.1 10/21/2026-22		0.00	27,500.00	0.00	27,500.00
Interest	10/23/2023	637639AB1	0.00	National Securities Clearing Corp 1.5 4/23/2025		0.00	37,500.00	0.00	37,500.00
Interest	10/24/2023	3135G0K36	0.00	FNMA 2.125 4/24/2026		0.00	106,250.00	0.00	106,250.00
Interest	10/26/2023	3130AP4H5	0.00	FHLB 1.15 10/26/2026-21		0.00	28,750.00	0.00	28,750.00
Interest	10/28/2023	3130APGP4	0.00	FHLB 1.15 10/28/2026-22		0.00	28,750.00	0.00	28,750.00
Interest	10/28/2023	40139LBG7	0.00	Guardian Life 5.55 10/28/2027		0.00	138,750.00	0.00	138,750.00
Interest	10/29/2023	3130ALZE7	0.00	FHLB 1.35 4/29/2027-23		0.00	20,250.00	0.00	20,250.00
Interest	10/31/2023	91282CAT8	0.00	T-Note 0.25 10/31/2025		0.00	6,250.00	0.00	6,250.00
Interest	10/31/2023	91282YM6	0.00	T-Note 1.5 10/31/2024		0.00	37,500.00	0.00	37,500.00
Interest	10/31/2023	91282CEN7	0.00	T-Note 2.75 4/30/2027		0.00	68,750.00	0.00	68,750.00
Interest	11/1/2023	LACPIF	0.00	LA County Pool LGIP		0.00	131,804.52	0.00	131,804.52
Interest	11/1/2023	13077DMK5	0.00	California State University Revenue Bonds 0.685 11		0.00	3,425.00	0.00	3,425.00
Interest	11/1/2023	13077DQF2	0.00	CA ST University Revenue Bond 1.361 11/1/2027-22		0.00	12,963.53	0.00	12,963.53
Interest	11/1/2023	605581LJ4	0.00	Mississippi State GO Bonds 3.408 11/1/2023		0.00	25,560.00	0.00	25,560.00





## City of Glendale Transaction Summary by Action City of Glendale

Begin Date: 6/30/2023, End Date: 6/30/2024

Action	Settlement Date	CUSIP	Face Amount / Shares	Description	Purchase Price	Principal	Interest / Dividends	YTM @ Cost	Total
Interest	11/1/2023	90327QD89	0.00	USAA Capital Corp 3.375 5/1/2025		0.00	84,375.00	0.00	84,375.00
Interest	11/6/2023	40139LAF0	0.00	Guardian Life 2.9 5/6/2024		0.00	109,040.00	0.00	109,040.00
Interest	11/10/2023	3130AVWW8	0.00	FHLB 3.42 5/10/2028		0.00	85,500.00	0.00	85,500.00
Interest	11/10/2023	3130APKQ7	0.00	FHLB 1.25 11/10/2026-22		0.00	31,250.00	0.00	31,250.00
Interest	11/11/2023	037833CR9	0.00	Apple Inc 3.2 5/11/2027		0.00	80,000.00	0.00	80,000.00
Interest	11/13/2023	037833DK3	0.00	Apple Inc 3 11/13/2027-22		0.00	75,000.00	0.00	75,000.00
Interest	11/13/2023	40139LBD4	0.00	Guardian Life 1.25 5/13/2026		0.00	29,206.25	0.00	29,206.25
Interest	11/15/2023	91282CDH1	0.00	T-Note 0.75 11/15/2024		0.00	18,750.00	0.00	18,750.00
Interest	11/15/2023	91412HJP9	0.00	University of CA Revenues 1.372 5/15/2028 -23		0.00	15,435.00	0.00	15,435.00
Interest	11/15/2023	91412HFN8	0.00	University of California Revenue Bonds 1.266 5/15/		0.00	23,737.50	0.00	23,737.50
Interest	11/15/2023	91412HGF4	0.00	University of CA Revenue Bonds 1.316 5/15/2027		0.00	48,823.60	0.00	48,823.60
Interest	11/15/2023	88213ABX2	0.00	Texas A&M University 2.933 5/15/2026		0.00	21,997.50	0.00	21,997.50
Interest	11/15/2023	912828WE6	0.00	T-Note 2.75 11/15/2023		0.00	110,000.00	0.00	110,000.00
Interest	11/15/2023	912828G38	0.00	T-Note 2.25 11/15/2024		0.00	56,250.00	0.00	56,250.00
Interest	11/15/2023	91412HGE7	0.00	University of CA Revenue Bonds 0.883 5/15/2025		0.00	23,929.30	0.00	23,929.30
Interest	11/15/2023	88213AKB0	0.00	Texas A&M University 2.549 5/15/2024		0.00	24,406.68	0.00	24,406.68
Interest	11/18/2023	3130APQG3	0.00	FHLB 1.2 11/18/2025-22		0.00	30,000.00	0.00	30,000.00
Interest	11/21/2023	637639AH8	0.00	National Securities Clearing Corp 5.1 11/21/2027-		0.00	100,725.00	0.00	100,725.00
Interest	11/22/2023	3130AMCB6	0.00	FHLB 1 5/22/2026-22		0.00	25,000.00	0.00	25,000.00
Interest	11/23/2023	3130APRJ6	0.00	FHLB 1.5 11/23/2026-22		0.00	37,500.00	0.00	37,500.00
Interest	11/24/2023	3130APQW8	0.00	FHLB 1.5 11/24/2026-22		0.00	75,000.00	0.00	75,000.00
Interest	11/28/2023	3130AQU76	0.00	FHLB 1.6 11/28/2025-23		0.00	40,000.00	0.00	40,000.00
Interest	11/30/2023	637639AK1	0.00	National Securities Clearing 5 5/30/2028-28		0.00	125,000.00	0.00	125,000.00
Interest	11/30/2023	CAMP	0.00	California Asset Management Program LGIP		0.00	7,639.29	0.00	7,639.29
Interest	12/1/2023	13032UXL7	0.00	CA State Health Facs Fin Revenue Bonds 0.752 6/1/2		0.00	7,520.00	0.00	7,520.00
Interest	12/1/2023	LACPIF	0.00	LA County Pool LGIP		0.00	107,082.79	0.00	107,082.79



## City of Glendale Transaction Summary by Action City of Glendale

Begin Date: 6/30/2023, End Date: 6/30/2024

Action	Settlement Date	CUSIP	Face Amount / Shares	Description	Purchase Price	Principal	Interest / Dividends	YTM @ Cost	Total
Interest	12/1/2023	13032UXM5	0.00	CA State Health Facs Fin Revenue Bonds 0.952 6/1/2		0.00	8,330.00	0.00	8,330.00
Interest	12/1/2023	088006JY8	0.00	City of Beverly Hills Revenue Bonds 0.73 6/1/2024		0.00	2,737.50	0.00	2,737.50
Interest	12/1/2023	CAMP	0.00	California Asset Management Program LGIP		0.00	166,732.52	0.00	166,732.52
Interest	12/1/2023	13032UC22	0.00	CA ST Health Fac Fin Authority 2.991 6/1/2025		0.00	29,910.00	0.00	29,910.00
Interest	12/1/2023	13032UVC9	0.00	CA ST Health Fac Fin Authority 2.211 6/1/2025		0.00	33,165.00	0.00	33,165.00
Interest	12/1/2023	574193VR6	0.00	State of Maryland GO Bond 3.15 6/1/2026		0.00	93,712.50	0.00	93,712.50
Interest	12/1/2023	13032UC30	0.00	CA ST Health Fac Fin Authority 3.044 6/1/2026		0.00	22,830.00	0.00	22,830.00
Interest	12/1/2023	85440KAC8	0.00	Stanford University 1.289 6/1/2027		0.00	45,082.78	0.00	45,082.78
Interest	12/1/2023	088006JZ5	0.00	City of Beverly Hills Revenue Bonds 0.83 6/1/2025		0.00	2,801.25	0.00	2,801.25
Interest	12/1/2023	91417KN23	0.00	University of Colorado 2.649 6/1/2024		0.00	14,569.50	0.00	14,569.50
Interest	12/2/2023	3130APW43	0.00	FHLB 1.5 12/2/2026-22		0.00	37,500.00	0.00	37,500.00
Interest	12/7/2023	637639AE5	0.00	National Securities Clearing Corp 0.75 12/7/2025		0.00	18,750.00	0.00	18,750.00
Interest	12/8/2023	3130A0F70	0.00	FHLB 3.375 12/8/2023		0.00	168,750.00	0.00	168,750.00
Interest	12/9/2023	3130AWC24	0.00	FHLB 4 6/9/2028		0.00	104,444.44	0.00	104,444.44
Interest	12/9/2023	3130AMNH1	0.00	FHLB 1.08 6/9/2026-21		0.00	27,000.00	0.00	27,000.00
Interest	12/10/2023	3130ATUS4	0.00	FHLB 4.25 12/10/2027		0.00	212,500.00	0.00	212,500.00
Interest	12/11/2023	3130ASGU7	0.00	FHLB 3.5 6/11/2027		0.00	52,150.00	0.00	52,150.00
Interest	12/12/2023	3130AEB74	0.00	FHLB 3.125 12/12/2025		0.00	99,609.38	0.00	99,609.38
Interest	12/12/2023	66815L2M0	0.00	Northwestern Mutual GLBL 4.9 6/12/2028		0.00	122,500.00	0.00	122,500.00
Interest	12/13/2023	3130ASG86	0.00	FHLB 3.375 6/13/2025		0.00	50,625.00	0.00	50,625.00
Interest	12/15/2023	931142DV2	0.00	Walmart Inc 2.65 12/15/2024		0.00	75,021.50	0.00	75,021.50
Interest	12/15/2023	91282CCG4	0.00	T-Note 0.25 6/15/2024		0.00	6,250.00	0.00	6,250.00
Interest	12/15/2023	91282CDN8	0.00	T-Note 1 12/15/2024		0.00	25,000.00	0.00	25,000.00
Interest	12/15/2023	917567GB9	0.00	Utah State Transit Authority 1.72 12/15/2027-21		0.00	24,811.00	0.00	24,811.00
Interest	12/17/2023	3130APXD2	0.00	FHLB 1.55 12/17/2026-22		0.00	38,750.00	0.00	38,750.00



## City of Glendale Transaction Summary by Action City of Glendale

Begin Date: 6/30/2023, End Date: 6/30/2024

Action	Settlement Date	CUSIP	Face Amount / Shares	Description	Purchase Price	Principal	Interest / Dividends	YTM @ Cost	Total
Interest	12/17/2023	3130AQ3G6	0.00	FHLB 1.5 6/17/2026-22		0.00	37,500.00	0.00	37,500.00
Interest	12/20/2023	037833CX6	0.00	Apple Inc 3 6/20/2027-22		0.00	75,000.00	0.00	75,000.00
Interest	12/22/2023	3130AQ5C3	0.00	FHLB 1.55 12/22/2026-22		0.00	38,750.00	0.00	38,750.00
Interest	12/26/2023	931142EE9	0.00	WALMART INC 3.7 6/26/2028-28		0.00	55,500.00	0.00	55,500.00
Interest	12/27/2023	3130AWJG6	0.00	FHLB 5.5 12/27/2024-23		0.00	135,208.33	0.00	135,208.33
Interest	12/31/2023	9128286Z8	0.00	T-Note 1.75 6/30/2024		0.00	43,750.00	0.00	43,750.00
Interest	12/31/2023	91282CDQ1	0.00	T-Note 1.25 12/31/2026		0.00	31,250.00	0.00	31,250.00
Interest	12/31/2023	3130AQAB9	0.00	FHLB 1.625 12/30/2026-22		0.00	40,625.00	0.00	40,625.00
Interest	1/1/2024	040654XX8	0.00	Arizona State Transp Brd Hwy Revenue 2.224 7/1/202		0.00	24,853.20	0.00	24,853.20
Interest	1/1/2024	LACPIF	0.00	LA County Pool LGIP		0.00	107,292.77	0.00	107,292.77
Interest	1/1/2024	91412GU94	0.00	University of CA Revenue Bonds 3.063 7/1/2025		0.00	88,827.00	0.00	88,827.00
Interest	1/1/2024	544495VX9	0.00	LADWP Revenue Bond 5.516 7/1/2027-10		0.00	200,092.90	0.00	200,092.90
Interest	1/1/2024	041042V58	0.00	Arkansas ST GO Bonds 5 7/1/2028		0.00	55,408.33	0.00	55,408.33
Interest	1/8/2024	3130AU4V3	0.00	FHLB 4.8 1/8/2024		0.00	120,000.00	0.00	120,000.00
Interest	1/11/2024	66815L2F5	0.00	NW Mutual Global 1.75 1/11/2027		0.00	32,287.50	0.00	32,287.50
Interest	1/12/2024	3130AUPR9	0.00	FHLB 4.56 7/12/2024		0.00	114,000.00	0.00	114,000.00
Interest	1/14/2024	3130AQEW9	0.00	FHLB 1.5 1/14/2027-22		0.00	37,500.00	0.00	37,500.00
Interest	1/14/2024	66815L2A6	0.00	NW Mutual Global 0.8 1/14/2026		0.00	10,000.00	0.00	10,000.00
Interest	1/14/2024	57629WCQ1	0.00	Massmutual Global Funding 2.35 1/14/2027		0.00	13,442.00	0.00	13,442.00
Interest	1/14/2024	64952WCH4	0.00	New York Life Global 2.35 7/14/2026		0.00	103,400.00	0.00	103,400.00
Interest	1/15/2024	64952WDW0	0.00	New York Life Global FDG 0.85 1/15/2026		0.00	21,250.00	0.00	21,250.00
Interest	1/15/2024	3130AMYP1	0.00	FHLB 1.125 7/15/2026-21		0.00	28,125.00	0.00	28,125.00
Interest	1/15/2024	576004HD0	0.00	Massachusetts Cmnrwealth Revenue Bond 3.68 7/15/202		0.00	184,000.00	0.00	184,000.00
Interest	1/15/2024	478160CK8	0.00	Johnson & Johnson 2.9 1/15/2028-23		0.00	72,500.00	0.00	72,500.00
Interest	1/15/2024	91282CDS7	0.00	T-Note 1.125 1/15/2025		0.00	56,250.00	0.00	56,250.00
Interest	1/16/2024	LAIF-GFA	0.00	CA Local Agency Inv. Fund LGIP-Quarterly		0.00	281,102.87	0.00	281,102.87
Interest	1/16/2024	57629WDE7	0.00	Massmutual Global Funding 1.2 7/16/2026		0.00	30,000.00	0.00	30,000.00



## City of Glendale Transaction Summary by Action City of Glendale

Begin Date: 6/30/2023, End Date: 6/30/2024

Action	Settlement Date	CUSIP	Face Amount / Shares	Description	Purchase Price	Principal	Interest / Dividends	YTM @ Cost	Total
Interest	1/16/2024	LAIF-CITY	0.00	CA Local Agency Inv. Fund LGIP-Quarterly		0.00	266,030.54	0.00	266,030.54
Interest	1/17/2024	64952WCN1	0.00	New York Life Global 2.9 1/17/2024		0.00	72,500.00	0.00	72,500.00
Interest	1/17/2024	3130AX3V8	0.00	FHLB 4.32 7/17/2028		0.00	157,200.00	0.00	157,200.00
Interest	1/19/2024	3130AQJ87	0.00	FHLB 1.6 1/19/2027-22		0.00	40,000.00	0.00	40,000.00
Interest	1/26/2024	742718FZ7	0.00	Proctor & Gamble 3.95 1/26/2028-23		0.00	98,750.00	0.00	98,750.00
Interest	1/27/2024	3130AQM83	0.00	FHLB 1.6 7/27/2026-22		0.00	40,000.00	0.00	40,000.00
Interest	1/27/2024	3130AQM26	0.00	FHLB 1.7 1/27/2027-23		0.00	42,500.00	0.00	42,500.00
Interest	1/28/2024	3130AKPQ3	0.00	FHLB 0.58 1/28/2026-22		0.00	29,000.00	0.00	29,000.00
Interest	1/28/2024	3130AQHG1	0.00	FHLB 1.61 1/28/2027-22		0.00	40,250.00	0.00	40,250.00
Interest	1/29/2024	3130AN4R8	0.00	FHLB 1.125 7/29/2026-21		0.00	28,125.00	0.00	28,125.00
Interest	1/31/2024	912828Y87	0.00	T-Note 1.75 7/31/2024		0.00	43,750.00	0.00	43,750.00
Interest	1/31/2024	CAMP	0.00	California Asset Management Program LGIP		0.00	347,763.39	0.00	347,763.39
Interest	1/31/2024	91282CAB7	0.00	T-Note 0.25 7/31/2025		0.00	12,500.00	0.00	12,500.00
Interest	2/1/2024	574193GK8	0.00	State of Maryland GO Bond 2.8 8/1/2027-12		0.00	70,000.00	0.00	70,000.00
Interest	2/1/2024	83412PHS4	0.00	Solano County GO Bonds 1.479 8/1/2028		0.00	13,311.00	0.00	13,311.00
Interest	2/1/2024	419792YT7	0.00	State of Hawaii General Obligation 1.145 8/1/2028		0.00	8,015.00	0.00	8,015.00
Interest	2/1/2024	64971XH27	0.00	NYC Transitional 2.02 2/1/2027		0.00	50,500.00	0.00	50,500.00
Interest	2/1/2024	LACPIF	0.00	LA County Pool LGIP		0.00	111,291.24	0.00	111,291.24
Interest	2/1/2024	77781RCQ4	0.00	Roseville Financial Authority 0.887 2/1/2025		0.00	6,652.50	0.00	6,652.50
Interest	2/1/2024	419792YR1	0.00	State of Hawaii GO Bond 0.893 8/1/2026		0.00	8,528.15	0.00	8,528.15
Interest	2/1/2024	802498ZA6	0.00	Santa Monica Malibu USD 0.849 8/1/2026		0.00	5,497.28	0.00	5,497.28
Interest	2/1/2024	64971XS25	0.00	New York City Trans Fin Auth Revenue Bonds 3.35 2/		0.00	50,250.00	0.00	50,250.00
Interest	2/1/2024	54438CYL0	0.00	LA Comm Coll Dist GO Bonds 1.174 8/1/2026		0.00	29,350.00	0.00	29,350.00
Interest	2/1/2024	54438CYM8	0.00	Los Angeles CCD 1.606 8/1/2028-20		0.00	31,317.00	0.00	31,317.00
Interest	2/1/2024	03444RAB4	0.00	Andrew W Mellon Foundation 0.947 8/1/2027-22		0.00	30,654.39	0.00	30,654.39
Interest	2/6/2024	594918BX1	0.00	Microsoft Corp 2.875 2/6/2024		0.00	71,875.00	0.00	71,875.00



## City of Glendale Transaction Summary by Action City of Glendale

Begin Date: 6/30/2023, End Date: 6/30/2024

Action	Settlement Date	CUSIP	Face Amount / Shares	Description	Purchase Price	Principal	Interest / Dividends	YTM @ Cost	Total
Interest	2/8/2024	037833EC0	0.00	Apple Inc 1.2 2/8/2028-23		0.00	30,000.00	0.00	30,000.00
Interest	2/12/2024	3130ANBR0	0.00	FHLB 1.05 8/12/2026-22		0.00	26,250.00	0.00	26,250.00
Interest	2/12/2024	3130ANET3	0.00	FHLB 1 8/12/2026-21		0.00	25,000.00	0.00	25,000.00
Interest	2/15/2024	91282CDZ1	0.00	T-Note 1.5 2/15/2025		0.00	37,500.00	0.00	37,500.00
Interest	2/15/2024	02079KAC1	0.00	Alphabet Inc 1.998 8/15/2026		0.00	49,950.00	0.00	49,950.00
Interest	2/15/2024	3130AGWK7	0.00	FHLB 1.5 8/15/2024		0.00	37,500.00	0.00	37,500.00
Interest	2/15/2024	3130AYB70	0.00	FHLB 4 2/15/2028		0.00	27,222.22	0.00	27,222.22
Interest	2/15/2024	9128282R0	0.00	T-Note 2.25 8/15/2027		0.00	56,250.00	0.00	56,250.00
Interest	2/15/2024	64990FS88	0.00	New York State Dormitory 2.558 2/15/2027		0.00	31,527.35	0.00	31,527.35
Interest	2/15/2024	9128284V9	0.00	T-Note 2.875 8/15/2028		0.00	71,875.00	0.00	71,875.00
Interest	2/17/2024	3130AQPE7	0.00	FHLB 1.9 2/17/2027-22		0.00	63,175.00	0.00	63,175.00
Interest	2/18/2024	3130AKYG5	0.00	FHLB 0.555 2/18/2026-21		0.00	27,750.00	0.00	27,750.00
Interest	2/25/2024	3130AQRH8	0.00	FHLB 2 2/25/2027-22		0.00	50,000.00	0.00	50,000.00
Interest	2/26/2024	3130ANND8	0.00	FHLB 1.05 8/26/2026-21		0.00	26,250.00	0.00	26,250.00
Interest	2/26/2024	3130ALB94	0.00	FHLB 0.63 2/26/2026-21		0.00	15,750.00	0.00	15,750.00
Interest	2/27/2024	3130ANM56	0.00	FHLB 1.05 8/27/2026-21		0.00	38,850.00	0.00	38,850.00
Interest	2/28/2024	3130AQT52	0.00	FHLB 1.25 2/28/2024-23		0.00	31,250.00	0.00	31,250.00
Interest	2/29/2024	91282CBQ3	0.00	T-Note 0.5 2/28/2026		0.00	25,000.00	0.00	25,000.00
Interest	2/29/2024	3130AQT94	0.00	FHLB 1.6 8/28/2025-23		0.00	40,000.00	0.00	40,000.00
Interest	2/29/2024	CAMP	0.00	California Asset Management Program LGIP		0.00	320,426.16	0.00	320,426.16
Interest	2/29/2024	3130AQZF3	0.00	FHLB 2 2/28/2025-23		0.00	50,000.00	0.00	50,000.00
Interest	2/29/2024	91282CAJ0	0.00	T-Note 0.25 8/31/2025		0.00	12,500.00	0.00	12,500.00
Interest	2/29/2024	3130AQTA1	0.00	FHLB 1.4 8/28/2024-23		0.00	35,000.00	0.00	35,000.00
Interest	3/1/2024	3130AT7E1	0.00	FHLB 3.25 9/10/2027		0.00	81,250.00	0.00	81,250.00
Interest	3/1/2024	798189TN6	0.00	San Jose Evergreen GO Bond 5.07 9/1/2028		0.00	38,025.00	0.00	38,025.00
Interest	3/1/2024	92778WKR6	0.00	Virginia State College Revenue Bond 0.61 9/1/2025		0.00	15,250.00	0.00	15,250.00
Interest	3/1/2024	798135E88	0.00	City of San Jose GO Bonds 2.45 9/1/2025		0.00	54,022.50	0.00	54,022.50



## City of Glendale Transaction Summary by Action City of Glendale

Begin Date: 6/30/2023, End Date: 6/30/2024

Action	Settlement Date	CUSIP	Face Amount / Shares	Description	Purchase Price	Principal	Interest / Dividends	YTM @ Cost	Total
Interest	3/1/2024	010268CN8	0.00	Alabama Federal Aid 1.268 9/1/2026		0.00	19,020.00	0.00	19,020.00
Interest	3/3/2024	478160CE2	0.00	Johnson and Johnson 2.95 3/3/2027		0.00	90,771.50	0.00	90,771.50
Interest	3/8/2024	3130ATKJ5	0.00	FHLB 4.375 3/8/2024		0.00	65,625.00	0.00	65,625.00
Interest	3/8/2024	57629WCH1	0.00	Massmutual Global Funding 3.4 3/8/2026		0.00	45,118.00	0.00	45,118.00
Interest	3/8/2024	3130ATF28	0.00	FHLB 4 3/8/2024		0.00	100,000.00	0.00	100,000.00
Interest	3/8/2024	3130AWTR1	0.00	FHLB 4.375 9/8/2028		0.00	130,034.72	0.00	130,034.72
Interest	3/9/2024	3130AVD41	0.00	FHLB 5.375 9/9/2024		0.00	134,375.00	0.00	134,375.00
Interest	3/10/2024	3130AR4D0	0.00	FHLB 2 3/10/2025-22		0.00	50,000.00	0.00	50,000.00
Interest	3/10/2024	3130ATS57	0.00	FHLB 4.5 3/10/2028		0.00	225,000.00	0.00	225,000.00
Interest	3/11/2024	037833DN7	0.00	Apple Inc 2.05 9/11/2026		0.00	51,250.00	0.00	51,250.00
Interest	3/12/2024	3130AWS92	0.00	FHLB 4.875 9/12/2025		0.00	89,781.25	0.00	89,781.25
Interest	3/13/2024	3133XVDG3	0.00	FHLB 4.375 9/13/2024		0.00	109,375.00	0.00	109,375.00
Interest	3/14/2024	3130AUZC1	0.00	FHLB 4.625 3/14/2025		0.00	115,625.00	0.00	115,625.00
Interest	3/14/2024	3130AWT59	0.00	FHLB 5.125 3/14/2025		0.00	94,385.42	0.00	94,385.42
Interest	3/15/2024	64990FD68	0.00	New York State Dormitory 1.538 3/15/2027		0.00	38,450.00	0.00	38,450.00
Interest	3/15/2024	6500357B8	0.00	New York State Urban Dev 2.88 3/15/2024		0.00	21,600.00	0.00	21,600.00
Interest	3/15/2024	650036EN2	0.00	New York State Urban Dev 3.35 3/15/2026		0.00	31,741.25	0.00	31,741.25
Interest	3/15/2024	64985TDP3-Q1	0.00	New York State Urban Dev (64985TBA8) 2.25 3/15/202		0.00	56,250.00	0.00	56,250.00
Interest	3/15/2024	650036EP7	0.00	New York State Urban Dev 3.35 3/15/2026		0.00	23,533.75	0.00	23,533.75
Interest	3/15/2024	66815L2K4	0.00	NW Mutual Global 4.35 9/15/2027		0.00	108,750.00	0.00	108,750.00
Interest	3/15/2024	6500358M3	0.00	New York State Urban Dev 3.1 3/15/2024		0.00	19,452.50	0.00	19,452.50
Interest	3/16/2024	3130ANTD2	0.00	FHLB 1 9/16/2026-21		0.00	25,000.00	0.00	25,000.00
Interest	3/16/2024	3130ALDN1	0.00	FHLB 0.8 3/16/2026-21		0.00	20,000.00	0.00	20,000.00
Interest	3/17/2024	3130ANSB7	0.00	FHLB 1 9/17/2026-22		0.00	25,000.00	0.00	25,000.00
Interest	3/21/2024	3130ANUN8	0.00	FHLB 1.04 9/21/2026-21		0.00	26,000.00	0.00	26,000.00
Interest	3/22/2024	3133EPWK7	0.00	FFCB 4.5 9/22/2028		0.00	112,500.00	0.00	112,500.00
Interest	3/24/2024	3130AYNF9	0.00	FHLB 4.02 3/24/2028		0.00	33,500.00	0.00	33,500.00
Interest	3/24/2024	3130ARBE0	0.00	FHLB 2 9/24/2024-22		0.00	50,000.00	0.00	50,000.00



## City of Glendale Transaction Summary by Action City of Glendale

Begin Date: 6/30/2023, End Date: 6/30/2024

Action	Settlement Date	CUSIP	Face Amount / Shares	Description	Purchase Price	Principal	Interest / Dividends	YTM @ Cost	Total
Interest	3/28/2024	3130ANUZ1	0.00	FHLB 1.06 9/28/2026-21		0.00	53,000.00	0.00	53,000.00
Interest	3/29/2024	3130ARA68	0.00	FHLB 2.35 3/29/2027-22		0.00	58,750.00	0.00	58,750.00
Interest	3/30/2024	3130AQBQ5	0.00	FHLB 1.5 3/30/2026-22		0.00	37,500.00	0.00	37,500.00
Interest	3/30/2024	3130AP6D2	0.00	FHLB 1 9/30/2026-22		0.00	44,500.00	0.00	44,500.00
Interest	3/31/2024	LACPIF	0.00	LA County Pool LGIP		0.00	61,181.23	0.00	61,181.23
Interest	3/31/2024	3130ALVL5	0.00	FHLB 0.91 12/30/2025-21		0.00	22,750.00	0.00	22,750.00
Interest	3/31/2024	3130AMZA3	0.00	FHLB 1 3/30/2026-21		0.00	25,000.00	0.00	25,000.00
Interest	3/31/2024	CAMP	0.00	California Asset Management Program LGIP		0.00	333,444.25	0.00	333,444.25
Interest	4/1/2024	68607V4K8	0.00	Oregon State Dept of Admin Svcs Lottery Revenue 4.		0.00	56,027.25	0.00	56,027.25
Interest	4/1/2024	13063D2U1	0.00	State of CA GO Bond 5.25 10/1/2027		0.00	131,250.00	0.00	131,250.00
Interest	4/1/2024	LACPIF	0.00	LA County Pool LGIP		0.00	65,855.15	0.00	65,855.15
Interest	4/1/2024	419792A97	0.00	State of Hawaii GO Bond 1.283 10/1/2026		0.00	11,226.25	0.00	11,226.25
Interest	4/1/2024	68607V4M4	0.00	Oregon State Dept of Admin Svcs Lottery Revenue 4.		0.00	35,402.50	0.00	35,402.50
Interest	4/1/2024	68607V4L6	0.00	Oregon State Dept of Admin Svcs Lottery Revenue 3.		0.00	19,980.00	0.00	19,980.00
Interest	4/1/2024	13063DGB8	0.00	State of CA GO Bond 3.375 4/1/2025		0.00	54,000.00	0.00	54,000.00
Interest	4/1/2024	13063D2V9	0.00	State of California GO Bond 5 10/1/2028		0.00	125,000.00	0.00	125,000.00
Interest	4/1/2024	196480KQ9	0.00	Colorado St Housing Auth Revenue Bond 1.218 4/1/20		0.00	8,952.30	0.00	8,952.30
Interest	4/1/2024	3130AP6D2	0.00	FHLB 1 9/30/2026-22		0.00	44,500.00	0.00	44,500.00
Interest	4/1/2024	3130AP6D2	0.00	FHLB 1 9/30/2026-22		0.00	44,500.00	0.00	44,500.00
Interest	4/1/2024	3130AP6D2	0.00	FHLB 1 9/30/2026-22		0.00	44,500.00	0.00	44,500.00
Interest	4/1/2024	68607V4J1	0.00	Oregon St Dept of Adm Svcs Lottery Revenue 4.142 4		0.00	77,869.60	0.00	77,869.60
Interest	4/1/2024	072024XD9	0.00	Bay Area Toll Authority Revenue Bond 1.433 4/1/202		0.00	16,586.98	0.00	16,586.98
Interest	4/1/2024	196480KR7	0.00	Colorado St Housing Auth Revenue Bond 1.318 10/1/2		0.00	9,819.10	0.00	9,819.10
Interest	4/3/2024	3130ATT31	0.00	FHLB 4.5 10/3/2024		0.00	112,500.00	0.00	112,500.00
Interest	4/9/2024	57629WBV1	0.00	Massmutual Global Funding 3.6 4/9/2024		0.00	63,000.00	0.00	63,000.00



## City of Glendale Transaction Summary by Action City of Glendale

Begin Date: 6/30/2023, End Date: 6/30/2024

Action	Settlement Date	CUSIP	Face Amount / Shares	Description	Purchase Price	Principal	Interest / Dividends	YTM @ Cost	Total
Interest	4/10/2024	64952WDG5	0.00	New York Life Global 2.875 4/10/2024		0.00	69,071.88	0.00	69,071.88
Interest	4/11/2024	3130AXG44	0.00	FHLB 4.72 10/11/2028		0.00	118,000.00	0.00	118,000.00
Interest	4/12/2024	3130AVWV0	0.00	FHLB 3.43 4/12/2028		0.00	85,750.00	0.00	85,750.00
Interest	4/14/2024	3130APDR3	0.00	FHLB 1.2 10/14/2026-22		0.00	30,000.00	0.00	30,000.00
Interest	4/15/2024	LAIF-GFA	0.00	CA Local Agency Inv. Fund LGIP-Quarterly		0.00	2,643.63	0.00	2,643.63
Interest	4/15/2024	931142FB4	0.00	Walmart Inc 3.9 4/15/2028-28		0.00	97,500.00	0.00	97,500.00
Interest	4/15/2024	LAIF-CITY	0.00	CA Local Agency Inv. Fund LGIP-Quarterly		0.00	59,747.26	0.00	59,747.26
Interest	4/15/2024	91282CFP1	0.00	T-Note 4.25 10/15/2025		0.00	106,250.00	0.00	106,250.00
Interest	4/19/2024	3130APD28	0.00	FHLB 1.15 10/19/2026-22		0.00	28,750.00	0.00	28,750.00
Interest	4/21/2024	3130APAY1	0.00	FHLB 1.1 10/21/2026-22		0.00	27,500.00	0.00	27,500.00
Interest	4/23/2024	3130AXKP2	0.00	FHLB 4.8 10/23/2028		0.00	120,000.00	0.00	120,000.00
Interest	4/23/2024	637639AB1	0.00	National Securities Clearing Corp 1.5 4/23/2025		0.00	37,500.00	0.00	37,500.00
Interest	4/24/2024	3135G0K36	0.00	FNMA 2.125 4/24/2026		0.00	106,250.00	0.00	106,250.00
Interest	4/26/2024	3130AP4H5	0.00	FHLB 1.15 10/26/2026-21		0.00	28,750.00	0.00	28,750.00
Interest	4/28/2024	3130APGP4	0.00	FHLB 1.15 10/28/2026-22		0.00	28,750.00	0.00	28,750.00
Interest	4/28/2024	40139LBG7	0.00	Guardian Life 5.55 10/28/2027		0.00	138,750.00	0.00	138,750.00
Interest	4/29/2024	3130ALZE7	0.00	FHLB 1.35 4/29/2027-23		0.00	20,250.00	0.00	20,250.00
Interest	4/30/2024	91282CAT8	0.00	T-Note 0.25 10/31/2025		0.00	6,250.00	0.00	6,250.00
Interest	4/30/2024	91282YM6	0.00	T-Note 1.5 10/31/2024		0.00	37,500.00	0.00	37,500.00
Interest	4/30/2024	CAMP	0.00	California Asset Management Program LGIP		0.00	321,982.90	0.00	321,982.90
Interest	4/30/2024	91282CEN7	0.00	T-Note 2.75 4/30/2027		0.00	68,750.00	0.00	68,750.00
Interest	5/1/2024	LACPIF	0.00	LA County Pool LGIP		0.00	61,943.28	0.00	61,943.28
Interest	5/1/2024	13077DMK5	0.00	California State University Revenue Bonds 0.685 11		0.00	3,425.00	0.00	3,425.00
Interest	5/1/2024	13077DQF2	0.00	CA ST University Revenue Bond 1.361 11/1/2027-22		0.00	12,963.53	0.00	12,963.53
Interest	5/1/2024	13077DQGO	0.00	California St University Revenue Bond 1.521 11/1/2		0.00	15,210.00	0.00	15,210.00
Interest	5/1/2024	90327QD89	0.00	USAA Capital Corp 3.375 5/1/2025		0.00	84,375.00	0.00	84,375.00





## City of Glendale Transaction Summary by Action City of Glendale

Begin Date: 6/30/2023, End Date: 6/30/2024

Action	Settlement Date	CUSIP	Face Amount / Shares	Description	Purchase Price	Principal	Interest / Dividends	YTM @ Cost	Total
Interest	5/6/2024	40139LAF0	0.00	Guardian Life 2.9 5/6/2024		0.00	109,040.00	0.00	109,040.00
Interest	5/10/2024	3130AVVW8	0.00	FHLB 3.42 5/10/2028		0.00	85,500.00	0.00	85,500.00
Interest	5/10/2024	3130APQ7	0.00	FHLB 1.25 11/10/2026-22		0.00	31,250.00	0.00	31,250.00
Interest	5/11/2024	037833CR9	0.00	Apple Inc 3.2 5/11/2027		0.00	80,000.00	0.00	80,000.00
Interest	5/13/2024	037833DK3	0.00	Apple Inc 3 11/13/2027-22		0.00	75,000.00	0.00	75,000.00
Interest	5/13/2024	40139LBD4	0.00	Guardian Life 1.25 5/13/2026		0.00	29,206.25	0.00	29,206.25
Interest	5/15/2024	91282CDH1	0.00	T-Note 0.75 11/15/2024		0.00	18,750.00	0.00	18,750.00
Interest	5/15/2024	91412HJP9	0.00	University of CA Revenues 1.372 5/15/2028-23		0.00	15,435.00	0.00	15,435.00
Interest	5/15/2024	91412HFN8	0.00	University of California Revenue Bonds 1.266 5/15/		0.00	23,737.50	0.00	23,737.50
Interest	5/15/2024	91412HGF4	0.00	University of CA Revenue Bonds 1.316 5/15/2027		0.00	48,823.60	0.00	48,823.60
Interest	5/15/2024	88213ABX2	0.00	Texas A&M University 2.933 5/15/2026		0.00	21,997.50	0.00	21,997.50
Interest	5/15/2024	912828G38	0.00	T-Note 2.25 11/15/2024		0.00	56,250.00	0.00	56,250.00
Interest	5/15/2024	91412HGE7	0.00	University of CA Revenue Bonds 0.883 5/15/2025		0.00	23,929.30	0.00	23,929.30
Interest	5/15/2024	88213AKB0	0.00	Texas A&M University 2.549 5/15/2024		0.00	24,406.68	0.00	24,406.68
Interest	5/15/2024	3130AXRK6	0.00	FHLB 4.55 11/15/2028		0.00	113,750.00	0.00	113,750.00
Interest	5/15/2024	9128285M8	0.00	T-Note 3.125 11/15/2028		0.00	78,125.00	0.00	78,125.00
Interest	5/18/2024	3130APQG3	0.00	FHLB 1.2 11/18/2025-22		0.00	30,000.00	0.00	30,000.00
Interest	5/21/2024	637639AH8	0.00	National Securities Clearing Corp 5.1 11/21/2027-		0.00	100,725.00	0.00	100,725.00
Interest	5/22/2024	3130AMCB6	0.00	FHLB 1 5/22/2026-22		0.00	25,000.00	0.00	25,000.00
Interest	5/23/2024	3130APRJ6	0.00	FHLB 1.5 11/23/2026-22		0.00	37,500.00	0.00	37,500.00
Interest	5/24/2024	3130APQW8	0.00	FHLB 1.5 11/24/2026-22		0.00	75,000.00	0.00	75,000.00
Interest	5/28/2024	3130AQU76	0.00	FHLB 1.6 11/28/2025-23		0.00	40,000.00	0.00	40,000.00
Interest	5/31/2024	637639AK1	0.00	National Securities Clearing 5 5/30/2028-28		0.00	125,000.00	0.00	125,000.00
Interest	5/31/2024	CAMP	0.00	California Asset Management Program LGIP		0.00	333,598.24	0.00	333,598.24
Interest	6/1/2024	13032UXL7	0.00	CA State Health Facs Fin Revenue Bonds 0.752 6/1/2		0.00	7,520.00	0.00	7,520.00
Interest	6/1/2024	LACPIF	0.00	LA County Pool LGIP		0.00	61,591.31	0.00	61,591.31



## City of Glendale Transaction Summary by Action City of Glendale

Begin Date: 6/30/2023, End Date: 6/30/2024

Action	Settlement Date	CUSIP	Face Amount / Shares	Description	Purchase Price	Principal	Interest / Dividends	YTM @ Cost	Total
Interest	6/1/2024	13032UXM5	0.00	CA State Health Facs Fin Revenue Bonds 0.952 6/1/2		0.00	8,330.00	0.00	8,330.00
Interest	6/1/2024	088006JY8	0.00	City of Beverly Hills Revenue Bonds 0.73 6/1/2024		0.00	2,737.50	0.00	2,737.50
Interest	6/1/2024	13032UC22	0.00	CA ST Health Fac Fin Authority 2.991 6/1/2025		0.00	29,910.00	0.00	29,910.00
Interest	6/1/2024	13032UVC9	0.00	CA ST Health Fac Fin Authority 2.211 6/1/2025		0.00	33,165.00	0.00	33,165.00
Interest	6/1/2024	574193VR6	0.00	State of Maryland GO Bond 3.15 6/1/2026		0.00	93,712.50	0.00	93,712.50
Interest	6/1/2024	13032UC30	0.00	CA ST Health Fac Fin Authority 3.044 6/1/2026		0.00	22,830.00	0.00	22,830.00
Interest	6/1/2024	85440KAC8	0.00	Stanford University 1.289 6/1/2027		0.00	45,082.78	0.00	45,082.78
Interest	6/1/2024	088006JZ5	0.00	City of Beverly Hills Revenue Bonds 0.83 6/1/2025		0.00	2,801.25	0.00	2,801.25
Interest	6/1/2024	91417KN23	0.00	University of Colorado 2.649 6/1/2024		0.00	14,569.50	0.00	14,569.50
Interest	6/2/2024	3130APW43	0.00	FHLB 1.5 12/2/2026-22		0.00	37,500.00	0.00	37,500.00
Interest	6/7/2024	637639AE5	0.00	National Securities Clearing Corp 0.75 12/7/2025		0.00	18,750.00	0.00	18,750.00
Interest	6/8/2024	3130AXQK7	0.00	FHLB 4.75 12/8/2028		0.00	141,840.28	0.00	141,840.28
Interest	6/9/2024	3130AWC24	0.00	FHLB 4 6/9/2028		0.00	100,000.00	0.00	100,000.00
Interest	6/9/2024	3130AMNH1	0.00	FHLB 1.08 6/9/2026-21		0.00	27,000.00	0.00	27,000.00
Interest	6/10/2024	3130ATUS4	0.00	FHLB 4.25 12/10/2027		0.00	212,500.00	0.00	212,500.00
Interest	6/11/2024	3130ASGU7	0.00	FHLB 3.5 6/11/2027		0.00	52,150.00	0.00	52,150.00
Interest	6/12/2024	3130AEB74	0.00	FHLB 3.125 12/12/2025		0.00	99,609.38	0.00	99,609.38
Interest	6/12/2024	66815L2M0	0.00	Northwestern Mutual GLBL 4.9 6/12/2028		0.00	122,500.00	0.00	122,500.00
Interest	6/13/2024	3130ASG86	0.00	FHLB 3.375 6/13/2025		0.00	50,625.00	0.00	50,625.00
Interest	6/15/2024	931142DV2	0.00	Walmart Inc 2.65 12/15/2024		0.00	75,021.50	0.00	75,021.50
Interest	6/15/2024	91282CCG4	0.00	T-Note 0.25 6/15/2024		0.00	6,250.00	0.00	6,250.00
Interest	6/15/2024	91282CDN8	0.00	T-Note 1 12/15/2024		0.00	25,000.00	0.00	25,000.00
Interest	6/15/2024	917567GB9	0.00	Utah State Transit Authority 1.72 12/15/2027-21		0.00	24,811.00	0.00	24,811.00
Interest	6/17/2024	3130APXD2	0.00	FHLB 1.55 12/17/2026-22		0.00	38,750.00	0.00	38,750.00
Interest	6/17/2024	3130AQ3G6	0.00	FHLB 1.5 6/17/2026-22		0.00	37,500.00	0.00	37,500.00



## City of Glendale Transaction Summary by Action City of Glendale

Begin Date: 6/30/2023, End Date: 6/30/2024

Action	Settlement Date	CUSIP	Face Amount / Shares	Description	Purchase Price	Principal	Interest / Dividends	YTM @ Cost	Total
Interest	6/18/2024	3130AY4E3	0.00	FHLB 4.27 12/18/2028		0.00	106,750.00	0.00	106,750.00
Interest	6/20/2024	037833CX6	0.00	Apple Inc 3 6/20/2027-22		0.00	75,000.00	0.00	75,000.00
Interest	6/22/2024	3130AQ5C3	0.00	FHLB 1.55 12/22/2026-22		0.00	38,750.00	0.00	38,750.00
Interest	6/26/2024	931142EE9	0.00	WALMART INC 3.7 6/26/2028-28		0.00	55,500.00	0.00	55,500.00
Interest	6/28/2024	CAMP	0.00	California Asset Management Program LGIP		0.00	391,732.22	0.00	391,732.22
Interest	6/30/2024	9128286Z8	0.00	T-Note 1.75 6/30/2024		0.00	43,750.00	0.00	43,750.00
Interest	6/30/2024	91282CDQ1	0.00	T-Note 1.25 12/31/2026		0.00	31,250.00	0.00	31,250.00
Interest	6/30/2024	3130AQAB9	0.00	FHLB 1.625 12/30/2026-22		0.00	40,625.00	0.00	40,625.00
<b>Subtotal</b>			<b>0.00</b>			<b>0.00</b>	<b>25,389,180.10</b>		<b>25,389,180.10</b>
<b>Total Interest/Dividends</b>			<b>0.00</b>			<b>0.00</b>	<b>25,389,180.10</b>		<b>25,389,180.10</b>



## City of Glendale Portfolio Holdings by Asset Class City of Glendale

Date: 6/30/2024

Description	Face Amount / Shares	Settlement Date	Cost Value	Market Price	Market Value	% Portfolio	Credit Rating	Days To Call/Maturity
CUSIP		YTM @ Cost	Book Value	YTM @ Market	Accrued Interest	Unre. Gain/Loss	Credit Rating	Duration To Maturity
<b>02 - Commercial Paper 25%</b>								
Microsoft Corp 0 8/9/2024		6/12/2024	4,957,466.67	99.38	4,969,150.00	0.49%	Moodys-P1	40
59515MH99	5,000,000.00	5.33	4,970,666.67	5.59	0.00	-1,516.67	S&P-A1+	0.11
			<b>4,957,466.67</b>		<b>4,969,150.00</b>	<b>0.49%</b>		<b>40</b>
<b>Sub Total 02 - Commercial Paper 25%</b>								
	<b>5,000,000.00</b>	<b>5.33</b>	<b>4,970,666.67</b>	<b>5.59</b>	<b>0.00</b>	<b>-1,516.67</b>		<b>0.11</b>
<b>04 - Pooled Investment Funds</b>								
CA Local Agency Inv. Fund LGIP-Quarterly		6/30/2013	622,061.47	100.00	622,061.47	0.06%	NR	1
LAIF-CITY	622,061.47	4.55	622,061.47	4.55	6,863.39	0.00	NR	0
CA Local Agency Inv. Fund LGIP-Quarterly		6/30/2013	283,746.50	100.00	283,746.50	0.03%	NR	1
LAIF-GFA	283,746.50	4.55	283,746.50	4.55	3,170.43	0.00	NR	0
California Asset Management Program LGIP		11/20/2023	118,223,318.97	100.00	118,223,318.97	11.56%	NR	1
CAMP	118,223,318.97	5.43	118,223,318.97	5.43		0.00	NR	0
LA County Pool LGIP		6/30/2013	15,021,790.41	100.00	15,021,790.41	1.47%	NR	1
LACPIF	15,021,790.41	4.19	15,021,790.41	4.19		0.00	NR	0
			<b>134,150,917.35</b>		<b>134,150,917.35</b>	<b>13.12%</b>		<b>1</b>
<b>Sub Total 04 - Pooled Investment Funds</b>								
	<b>134,150,917.35</b>	<b>5.29</b>	<b>134,150,917.35</b>	<b>5.29</b>	<b>10,033.82</b>	<b>0.00</b>		<b>0</b>
<b>06 - Treasury Notes 100%</b>								
T-Note 0.25 10/31/2025		2/9/2022	4,748,242.19	93.98	4,699,023.45	0.48%	Moodys-Aaa	488
91282CAT8	5,000,000.00	1.65	4,909,663.37	4.97	2,072.01	-210,639.92	Fitch-AAA	1.33
T-Note 0.25 7/31/2025		2/9/2022	4,769,140.63	94.98	4,748,828.10	0.48%	Moodys-Aaa	396
91282CAB7	5,000,000.00	1.62	4,927,901.96	5.07	5,185.44	-179,073.86	Fitch-AAA	1.08
T-Note 0.25 7/31/2025		3/16/2022	4,712,109.38	94.98	4,748,828.10	0.48%	Moodys-Aaa	396
91282CAB7	5,000,000.00	2.02	4,907,538.78	5.07	5,185.44	-158,710.68	Fitch-AAA	1.08
T-Note 0.25 8/31/2025		2/8/2022	4,760,742.19	94.61	4,730,664.05	0.48%	Moodys-Aaa	427
91282CAJ0	5,000,000.00	1.64	4,921,413.01	5.06	4,144.02	-190,748.96	Fitch-AAA	1.17
T-Note 0.25 8/31/2025		3/16/2022	4,705,859.38	94.61	4,730,664.05	0.48%	Moodys-Aaa	427
91282CAJ0	5,000,000.00	2.02	4,900,634.46	5.06	4,144.02	-169,970.41	Fitch-AAA	1.17



**City of Glendale**  
**Portfolio Holdings by Asset Class**  
**City of Glendale**

Date: 6/30/2024

Description	Face Amount / Shares	Settlement Date	Cost Value	Market Price	Market Value	% Portfolio	Credit Rating	Days To Call/Maturity
CUSIP		YTM @ Cost	Book Value	YTM @ Market	Accrued Interest	Unre. Gain/Loss	Credit Rating	Duration To Maturity
T-Note 0.5 2/28/2026		3/1/2021	9,843,632.60	93.12	9,312,109.40	0.97%	Moodys-Aaa	608
91282CBQ3	10,000,000.00	0.82	9,947,906.09	4.84	16,576.09	-635,796.69	Fitch-AAA	1.66
T-Note 0.75 11/15/2024		3/31/2022	4,778,125.00	98.30	4,915,234.40	0.49%	Moodys-Aaa	138
91282CDH1	5,000,000.00	2.51	4,968,105.47	5.36	4,687.50	-52,871.07	Fitch-AAA	0.38
T-Note 1 12/15/2024		4/1/2022	4,806,054.69	98.07	4,903,710.95	0.49%	Moodys-Aaa	168
91282CDN8	5,000,000.00	2.49	4,967,054.79	5.30	2,049.18	-63,343.84	Fitch-AAA	0.46
T-Note 1.125 1/15/2025		3/31/2022	4,815,625.00	97.80	4,889,892.60	0.49%	Moodys-Aaa	199
91282CDS7	5,000,000.00	2.50	4,964,064.03	5.31	25,807.01	-74,171.43	S&P-AA+	0.54
T-Note 1.125 1/15/2025		5/4/2022	4,771,093.75	97.80	4,889,892.60	0.48%	Moodys-Aaa	199
91282CDS7	5,000,000.00	2.90	4,953,847.68	5.31	25,807.01	-63,955.08	S&P-AA+	0.54
T-Note 1.25 12/31/2026		1/11/2022	4,935,546.88	92.20	4,609,765.60	0.49%	Moodys-Aaa	914
91282CDQ1	5,000,000.00	1.52	4,967,542.62	4.59	0.00	-357,777.02	None	2.47
T-Note 1.5 10/31/2024		4/13/2021	5,175,390.63	98.71	4,935,742.20	0.49%	Moodys-Aaa	123
912828YM6	5,000,000.00	0.50	5,016,633.04	5.40	12,432.06	-80,890.84	Fitch-AAA	0.33
T-Note 1.5 2/15/2025		5/4/2022	4,812,500.00	97.66	4,883,203.10	0.48%	Fitch-AAA	230
91282CDZ1	5,000,000.00	2.91	4,957,637.52	5.34	28,021.98	-74,434.42	Moodys-Aaa	0.62
T-Note 1.75 7/31/2024		4/1/2022	4,924,218.75	99.70	4,985,165.85	0.49%	Moodys-Aaa	31
912828Y87	5,000,000.00	2.42	4,997,242.70	5.21	36,298.08	-12,076.85	Fitch-AAA	0.09
T-Note 2.25 11/15/2024		8/21/2023	4,818,750.00	98.84	4,942,187.50	0.48%	Moodys-Aaa	138
912828G38	5,000,000.00	5.32	4,944,662.61	5.38	14,062.50	-2,475.11	Fitch-AA+	0.38
T-Note 2.25 8/15/2027		9/16/2022	4,698,046.88	93.45	4,672,460.95	0.47%	Moodys-Aaa	1141
912828R0	5,000,000.00	3.60	4,807,955.12	4.52	42,032.97	-135,494.17	Fitch-AAA	3.01
T-Note 2.625 2/15/2029		4/15/2024	4,585,937.50	92.75	4,637,500.00	0.45%	Moodys-Aaa	1691
9128286B1	5,000,000.00	4.55	4,603,746.64	4.37	49,038.46	33,753.36	Fitch-AA+	4.33



**City of Glendale**  
**Portfolio Holdings by Asset Class**  
**City of Glendale**

Date: 6/30/2024

Description	Face Amount / Shares	Settlement Date	Cost Value	Market Price	Market Value	% Portfolio	Credit Rating	Days To Call/Maturity
CUSIP		YTM @ Cost	Book Value	YTM @ Market	Accrued Interest	Unre. Gain/Loss	Credit Rating	Duration To Maturity
T-Note 2.625 2/15/2029		6/11/2024	4,609,765.63	92.75	4,637,500.00	0.45%	Moodys-Aaa	1691
9128286B1	5,000,000.00	4.49	4,614,101.57	4.37	49,038.46	23,398.43	Fitch-AA+	4.33
T-Note 2.75 4/30/2027		6/13/2022	4,939,062.50	95.29	4,764,257.80	0.49%	Moodys-Aaa	1034
91282CEN7	5,000,000.00	3.02	4,964,641.20	4.54	22,792.12	-200,383.40	None	2.73
T-Note 2.875 8/15/2028		8/17/2023	4,669,950.00	94.26	4,713,085.95	0.46%	Moodys-Aaa	1507
9128284V9	5,000,000.00	4.36	4,727,460.08	4.41	53,708.79	-14,374.13	Fitch-AA+	3.87
T-Note 3.125 11/15/2028		12/21/2023	4,819,921.88	95.00	4,750,195.30	0.47%	Moodys-Aaa	1599
9128285M8	5,000,000.00	3.94	4,839,226.74	4.39	19,531.25	-89,031.44	Fitch-AA+	4.1
T-Note 4.25 10/15/2025		8/18/2023	4,931,640.63	99.06	4,952,929.70	0.48%	Moodys-Aaa	472
91282CFP1	5,000,000.00	4.92	4,959,105.67	5.01	44,125.68	-6,175.97	Fitch-AA+	1.26
<b>Sub Total 06 - Treasury Notes 100%</b>	<b>115,000,000.00</b>	<b>2.70</b>	<b>110,631,356.09</b>	<b>4.95</b>	<b>110,052,841.65</b>	<b>11.02%</b>		<b>626</b>
			<b>112,768,085.15</b>		<b>466,740.07</b>	<b>-2,715,243.50</b>		<b>1.65</b>
<b>08 - Corporate Bonds 30%</b>								
Alphabet Inc 1.998 8/15/2026		3/10/2022	4,992,150.00	94.18	4,709,245.50	0.49%	S&P-AA+	776
02079KAC1	5,000,000.00	2.04	4,996,237.43	4.91	37,462.50	-286,991.93	Moodys-Aa2	2.07
Andrew W Mellon Foundation 0.947 8/1/2027-22		11/18/2022	5,504,842.20	89.16	5,772,063.67	0.57%	Moodys-Aaa	1127
03444RAB4	6,474,000.00	4.52	5,837,866.72	4.77	25,375.02	-65,803.05	S&P-AAA	3.03
Apple Inc 1.2 2/8/2028-23		2/16/2023	4,285,200.00	88.47	4,423,573.35	0.44%	Moodys-Aaa	1318
037833EC0	5,000,000.00	4.43	4,481,789.66	4.71	23,666.67	-58,216.31	S&P-AA+	3.52
Apple Inc 2.05 9/11/2026		1/12/2022	5,087,430.00	94.02	4,700,899.20	0.49%	Moodys-Aaa	803
037833DN7	5,000,000.00	1.66	5,041,225.07	4.96	31,034.72	-340,325.87	S&P-AA+	2.14
Apple Inc 3 11/13/2027-22		12/9/2022	4,755,900.00	94.75	4,737,353.35	0.47%	Moodys-Aaa	1231
037833DK3	5,000,000.00	4.10	4,833,062.72	4.70	19,583.33	-95,709.37	S&P-AA+	3.21
Apple Inc 3 6/20/2027-22		11/4/2022	4,688,250.00	95.26	4,762,999.25	0.47%	Moodys-Aaa	1085
037833CX6	5,000,000.00	4.51	4,799,734.31	4.73	4,166.67	-36,735.06	S&P-AA+	2.86



**City of Glendale**  
**Portfolio Holdings by Asset Class**  
**City of Glendale**

Date: 6/30/2024

Description	Face Amount / Shares	Settlement Date	Cost Value	Market Price	Market Value	% Portfolio	Credit Rating	Days To Call/Maturity
CUSIP		YTM @ Cost	Book Value	YTM @ Market	Accrued Interest	Unre. Gain/Loss	Credit Rating	Duration To Maturity
Apple Inc 3.2 5/11/2027		5/11/2022	4,940,550.00	95.83	4,791,657.15	0.49%	Moodys-Aaa	1045
037833CR9	5,000,000.00	3.46	4,965,977.41	4.77	21,777.78	-174,320.26	S&P-AA+	2.75
Guardian Life 1.25 5/13/2026		6/10/2021	3,494,567.31	92.83	3,224,113.05	0.34%	Moodys-Aa2	682
40139LBD4	3,473,000.00	1.12	3,481,180.70	5.33	5,667.74	-257,067.65	S&P-AA+	1.85
Guardian Life 1.25 5/13/2026		8/9/2021	1,212,516.00	92.83	1,114,003.93	0.12%	Moodys-Aa2	682
40139LBD4	1,200,000.00	1.03	1,204,911.34	5.33	1,958.33	-90,907.41	S&P-AA+	1.85
Guardian Life 5.55 10/28/2027		12/6/2022	5,159,386.32	101.38	5,069,098.30	0.5%	Moodys-Aa1	1215
40139LBG7	5,000,000.00	4.81	5,108,368.43	5.09	47,791.67	-39,270.13	S&P-AA+	3.06
Johnson & Johnson 2.9 1/15/2028-23		1/17/2023	4,765,000.00	94.55	4,727,737.25	0.47%	Moodys-Aaa	1294
478160CK8	5,000,000.00	3.95	4,833,283.99	4.58	66,458.33	-105,546.74	S&P-AAA	3.34
Johnson & Johnson 4.8 6/1/2029-24		6/3/2024	5,004,000.00	100.82	5,040,819.55	0.49%	Moodys-Aaa	1
478160CU6	5,000,000.00	4.78	5,003,940.79	4.61	26,666.67	36,878.76	S&P-AAA	4.42
Johnson and Johnson 2.95 3/3/2027		3/9/2022	4,328,468.00	95.57	3,969,910.84	0.42%	Moodys-Aaa	976
478160CE2	4,154,000.00	2.06	4,247,560.86	4.73	39,826.48	-277,650.02	S&P-AAA	2.56
Johnson and Johnson 2.95 3/3/2027		4/25/2022	1,973,640.00	95.57	1,911,367.76	0.19%	Moodys-Aaa	976
478160CE2	2,000,000.00	3.25	1,985,489.36	4.73	19,175.00	-74,121.60	S&P-AAA	2.56
Massmutual Global Funding 1.2 7/16/2026		7/16/2021	5,012,000.00	92.23	4,611,700.00	0.49%	Moodys-Aa3	746
57629WDE7	5,000,000.00	1.15	5,004,902.52	5.26	27,333.33	-393,202.52	S&P-AA+	2.01
Massmutual Global Funding 2.35 1/14/2027		7/20/2022	1,066,093.60	93.67	1,071,555.33	0.11%	Moodys-Aa3	928
57629WCQ1	1,144,000.00	4.03	1,099,889.48	5.04	12,396.51	-28,334.15	S&P-AA+	2.45
Massmutual Global Funding 3.4 3/8/2026		4/5/2021	2,921,682.44	97.14	2,578,053.45	0.27%	Moodys-Aa3	616
57629WCH1	2,654,000.00	1.28	2,745,708.78	5.19	28,073.42	-167,655.33	S&P-AA+	1.64
National Securities Clearing 5 5/30/2028-28		5/30/2023	5,050,000.00	99.82	4,991,108.10	0.49%	Moodys-Aaa	1400
637639AK1	5,000,000.00	4.77	5,039,135.19	5.05	20,833.33	-48,027.09	S&P-AA+	3.59



## City of Glendale Portfolio Holdings by Asset Class City of Glendale

Date: 6/30/2024

Description	Face Amount / Shares	Settlement Date	Cost Value	Market Price	Market Value	% Portfolio	Credit Rating	Days To Call/Maturity
CUSIP		YTM @ Cost	Book Value	YTM @ Market	Accrued Interest	Unre. Gain/Loss	Credit Rating	Duration To Maturity
National Securities Clearing Corp 0.75 12/7/2025		3/1/2021	4,935,000.00	93.94	4,696,907.10	0.49%	Moodys-Aaa	525
637639AE5	5,000,000.00	1.03	4,980,410.45	5.18	2,395.83	-283,503.35	S&P-AA+	1.43
National Securities Clearing Corp 1.5 4/23/2025		3/25/2021	5,072,050.00	96.95	4,847,305.15	0.49%	Moodys-Aaa	297
637639AB1	5,000,000.00	1.14	5,014,361.64	5.38	13,958.33	-167,056.49	S&P-AA+	0.81
National Securities Clearing Corp 5.1 11/21/2027-		12/6/2022	1,978,564.76	100.19	1,953,773.70	0.19%	Moodys-Aaa	1239
637639AH8	1,950,000.00	4.76	1,969,542.65	5.04	10,773.75	-15,768.95	S&P-AA+	3.14
National Securities Clearing Corp 5.1 11/21/2027-		1/30/2023	2,067,600.00	100.19	2,003,870.46	0.2%	Moodys-Aaa	1239
637639AH8	2,000,000.00	4.31	2,047,697.27	5.04	11,050.00	-43,826.81	S&P-AA+	3.14
New York Life Global 2.35 7/14/2026		1/6/2022	5,159,600.00	94.66	4,732,752.30	0.5%	Moodys-Aaa	744
64952WCH4	5,000,000.00	1.62	5,071,965.09	5.14	54,180.56	-339,212.79	S&P-AA+	1.98
New York Life Global 2.35 7/14/2026		1/12/2022	3,885,911.83	94.66	3,596,891.75	0.38%	Moodys-Aaa	744
64952WCH4	3,800,000.00	1.83	3,838,879.81	5.14	41,177.22	-241,988.06	S&P-AA+	1.98
New York Life Global FDG 0.85 1/15/2026		3/2/2021	4,940,880.00	93.58	4,679,124.35	0.49%	Moodys-Aaa	564
64952WDW0	5,000,000.00	1.10	4,981,267.60	5.24	19,479.17	-302,143.25	S&P-AA+	1.53
New York Life Global FDG 4.7 1/29/2029		2/14/2024	4,986,750.00	99.29	4,964,534.30	0.49%	Moodys-Aaa	1674
64952WFF5	5,000,000.00	4.76	4,987,752.35	4.87	98,569.44	-23,218.05	S&P-AA+	4.09
Northwestern Mutual GLBL 4.9 6/12/2028		6/14/2023	5,030,776.89	99.32	4,966,154.05	0.49%	Moodys-Aaa	1443
66815L2M0	5,000,000.00	4.76	5,024,334.82	5.09	12,250.00	-58,180.77	S&P-AA+	3.63
NW Mutual Global 0.8 1/14/2026		8/11/2021	2,478,400.00	93.55	2,338,643.38	0.24%	Moodys-Aaa	563
66815L2A6	2,500,000.00	1.00	2,492,479.41	5.22	9,222.22	-153,836.03	S&P-AA+	1.53
NW Mutual Global 1.75 1/11/2027		3/23/2022	3,526,680.60	92.28	3,405,193.25	0.35%	Moodys-Aaa	925
66815L2F5	3,690,000.00	2.74	3,603,919.97	5.04	30,314.38	-198,726.72	S&P-AA+	2.46
NW Mutual Global 4.35 9/15/2027		9/15/2022	5,044,700.00	97.80	4,890,002.40	0.49%	S&P-AA+	1172
66815L2K4	5,000,000.00	4.15	5,028,690.25	5.10	63,437.50	-138,687.85	Moodys-Aaa	2.99





**City of Glendale**  
**Portfolio Holdings by Asset Class**  
**City of Glendale**

Date: 6/30/2024

Description	Face Amount / Shares	Settlement Date	Cost Value	Market Price	Market Value	% Portfolio	Credit Rating	Days To Call/Maturity
CUSIP		YTM @ Cost	Book Value	YTM @ Market	Accrued Interest	Unre. Gain/Loss	Credit Rating	Duration To Maturity
Proctor & Gamble 3.95 1/26/2028-23 742718FZ7	5,000,000.00	2/6/2023 3.75	5,046,050.00 5,033,110.33	97.95 4.58	4,897,370.30 84,486.11	0.49% -135,740.03	Moodys-Aa3 S&P-AA-	1305 3.31
Stanford University 1.289 6/1/2027 85440KAC8	1,995,000.00	6/2/2022 3.22	1,818,482.40 1,891,894.38	90.24 4.92	1,800,207.84 2,071.53	0.18% -91,686.54	Moodys-Aaa S&P-AAA	1066 2.87
Stanford University 1.289 6/1/2027 85440KAC8	5,000,000.00	3/3/2023 4.49	4,387,250.00 4,578,857.83	90.24 4.92	4,511,799.10 5,191.81	0.45% -67,058.73	Moodys-Aaa S&P-AAA	1066 2.87
USAA Capital Corp 3.375 5/1/2025 90327QD89	5,000,000.00	6/15/2022 3.92	4,926,539.70 4,978,681.84	98.29 5.48	4,914,746.25 27,656.25	0.49% -63,935.59	Moodys-Aa1 S&P-AA	305 0.83
Walmart Inc 2.65 12/15/2024 931142DV2	5,662,000.00	5/4/2022 2.87	5,631,198.72 5,656,587.22	98.84 5.24	5,596,113.80 6,251.79	0.55% -60,473.42	Moodys-Aa2 S&P-AA	168 0.46
WALMART INC 3.7 6/26/2028-28 931142EE9	3,000,000.00	8/10/2023 4.31	2,920,155.00 2,934,717.08	97.04 4.52	2,911,316.52 1,233.33	0.29% -23,400.56	Moodys-Aa2 S&P-AA	1365 3.74
Walmart Inc 3.9 4/15/2028-28 931142FB4	5,000,000.00	4/19/2023 4.00	4,977,550.00 4,982,943.91	97.48 4.63	4,874,005.95 40,625.00	0.49% -108,937.96	Moodys-Aa2 S&P-AA	1354 3.53
			<b>153,055,815.77</b>		<b>148,787,970.98</b>	<b>15.05%</b>		<b>933</b>
<b>Sub Total 08 - Corporate Bonds 30%</b>	<b>155,696,000.00</b>	<b>3.21</b>	<b>153,808,358.66</b>	<b>4.97</b>	<b>993,571.72</b>	<b>-5,020,387.68</b>		<b>2.58</b>
<b>09 - Federal Agencies 100%</b>								
FFCB 3.875 1/18/2029 3133EPW84	5,000,000.00	2/8/2024 4.07	4,957,300.00 4,960,681.01	97.99 4.37	4,899,490.15 87,187.50	0.49% -61,190.86	Moodys-Aaa S&P-AA+	1663 4.14
FFCB 4.5 9/22/2028 3133EPWK7	5,000,000.00	9/29/2023 4.70	4,956,000.00 4,962,648.35	100.21 4.44	5,010,369.55 61,250.00	0.49% 47,721.20	Moodys-Aaa S&P-AA+	1545 3.85
FHLB 0.555 2/18/2026-21 3130AKYG5	10,000,000.00	2/18/2021 0.56	10,000,000.00 10,000,000.00	93.02 5.06	9,302,195.90 20,350.00	0.98% -697,804.10	Moodys-Aaa S&P-AA+	49 1.62
FHLB 0.58 1/28/2026-22 3130AKPQ3	10,000,000.00	3/19/2021 0.92	9,838,500.00 9,947,530.69	93.29 5.06	9,329,322.00 24,488.89	0.97% -618,208.69	Moodys-Aaa S&P-AA+	28 1.57



**City of Glendale**  
**Portfolio Holdings by Asset Class**  
**City of Glendale**

Date: 6/30/2024

Description	Face Amount / Shares	Settlement Date	Cost Value	Market Price	Market Value	% Portfolio	Credit Rating	Days To Call/Maturity
CUSIP		YTM @ Cost	Book Value	YTM @ Market	Accrued Interest	Unre. Gain/Loss	Credit Rating	Duration To Maturity
FHLB 0.63 2/26/2026-21		2/26/2021	5,000,000.00	93.16	4,658,007.75	0.49%	Moodys-Aaa	57
3130ALB94	5,000,000.00	0.63	5,000,000.00	4.99	10,850.00	-341,992.25	S&P-AA+	1.65
FHLB 0.8 3/16/2026-21		3/16/2021	5,000,000.00	93.29	4,664,496.65	0.49%	Moodys-Aaa	624
3130ALDN1	5,000,000.00	0.80	5,000,000.00	4.94	11,555.56	-335,503.35	S&P-AA+	1.7
FHLB 0.91 12/30/2025-21		4/1/2021	5,000,000.00	94.11	4,705,740.15	0.49%	Moodys-Aaa	92
3130ALVL5	5,000,000.00	0.91	5,000,000.00	5.03	11,375.00	-294,259.85	S&P-AA+	1.49
FHLB 1 3/30/2026-21		6/30/2021	5,000,000.00	93.49	4,674,424.60	0.49%	Moodys-Aaa	92
3130AMZA3	5,000,000.00	1.00	5,000,000.00	4.93	12,500.00	-325,575.40	S&P-AA+	1.73
FHLB 1 5/22/2026-22		5/26/2021	5,000,000.00	93.08	4,653,756.90	0.49%	Moodys-Aaa	53
3130AMCB6	5,000,000.00	1.00	5,000,000.00	4.87	5,277.78	-346,243.10	S&P-AA+	1.88
FHLB 1 8/12/2026-21		8/12/2021	5,000,000.00	92.37	4,618,431.80	0.49%	Moodys-Aaa	43
3130ANET3	5,000,000.00	1.00	5,000,000.00	4.84	19,166.67	-381,568.20	S&P-AA+	2.09
FHLB 1 9/16/2026-21		9/16/2021	5,000,000.00	92.04	4,602,203.75	0.49%	Moodys-Aaa	78
3130ANTD2	5,000,000.00	1.00	5,000,000.00	4.84	14,444.44	-397,796.25	S&P-AA+	2.18
FHLB 1 9/17/2026-22		9/17/2021	5,000,000.00	92.01	4,600,393.35	0.49%	Moodys-Aaa	79
3130ANSB7	5,000,000.00	1.00	5,000,000.00	4.85	14,305.56	-399,606.65	S&P-AA+	2.19
FHLB 1 9/30/2026-22		9/30/2021	3,900,000.00	91.88	3,583,473.89	0.38%	Moodys-Aaa	92
3130AP6D2	3,900,000.00	1.00	3,900,000.00	4.85	9,750.00	-316,526.11	S&P-AA+	2.22
FHLB 1 9/30/2026-22		9/30/2021	5,000,000.00	91.88	4,594,197.30	0.49%	Moodys-Aaa	92
3130AP6D2	5,000,000.00	1.00	5,000,000.00	4.85	12,500.00	-405,802.70	S&P-AA+	2.22
FHLB 1.04 9/21/2026-21		9/21/2021	5,000,000.00	92.05	4,602,549.10	0.49%	Moodys-Aaa	83
3130ANUN8	5,000,000.00	1.04	5,000,000.00	4.85	14,300.00	-397,450.90	S&P-AA+	2.2
FHLB 1.05 8/12/2026-22		8/12/2021	5,000,000.00	92.47	4,623,424.55	0.49%	Moodys-Aaa	43
3130ANBR0	5,000,000.00	1.05	5,000,000.00	4.84	20,125.00	-376,575.45	S&P-AA+	2.09



**City of Glendale**  
**Portfolio Holdings by Asset Class**  
**City of Glendale**

Date: 6/30/2024

Description	Face Amount / Shares	Settlement Date	Cost Value	Market Price	Market Value	% Portfolio	Credit Rating	Days To Call/Maturity
CUSIP		YTM @ Cost	Book Value	YTM @ Market	Accrued Interest	Unre. Gain/Loss	Credit Rating	Duration To Maturity
FHLB 1.05 8/26/2026-21		8/26/2021	5,000,000.00	92.32	4,616,230.80	0.49%	Moodys-Aaa	57
3130ANND8	5,000,000.00	1.05	5,000,000.00	4.84	18,083.33	-383,769.20	S&P-AA+	2.13
FHLB 1.05 8/27/2026-21		8/27/2021	7,400,000.00	92.31	6,831,278.92	0.72%	Moodys-Aaa	27
3130ANM56	7,400,000.00	1.05	7,400,000.00	4.84	26,547.50	-568,721.08	S&P-AA+	2.13
FHLB 1.06 9/28/2026-21		9/28/2021	10,000,000.00	92.04	9,203,507.60	0.98%	Moodys-Aaa	90
3130ANUZ1	10,000,000.00	1.06	10,000,000.00	4.85	27,088.89	-796,492.40	S&P-AA+	2.22
FHLB 1.08 6/9/2026-21		6/9/2021	5,000,000.00	93.05	4,652,552.85	0.49%	Moodys-Aaa	709
3130AMNH1	5,000,000.00	1.08	5,000,000.00	4.87	3,150.00	-347,447.15	S&P-AA+	1.92
FHLB 1.1 10/21/2026-22		10/21/2021	5,000,000.00	91.84	4,591,854.30	0.49%	Moodys-Aaa	21
3130APAY1	5,000,000.00	1.10	5,000,000.00	4.88	10,541.67	-408,145.70	S&P-AA+	2.28
FHLB 1.125 7/15/2026-21		7/15/2021	5,000,000.00	92.79	4,639,380.45	0.49%	Moodys-Aaa	15
3130AMYP1	5,000,000.00	1.13	5,000,000.00	4.88	25,781.25	-360,619.55	S&P-AA+	2.01
FHLB 1.125 7/29/2026-21		7/29/2021	5,000,000.00	92.73	4,636,600.55	0.49%	Moodys-Aaa	29
3130AN4R8	5,000,000.00	1.13	5,000,000.00	4.84	23,593.75	-363,399.45	S&P-AA+	2.05
FHLB 1.15 10/19/2026-22		10/19/2021	5,000,000.00	91.96	4,598,183.55	0.49%	Moodys-Aaa	19
3130APD28	5,000,000.00	1.15	5,000,000.00	4.88	11,340.28	-401,816.45	S&P-AA+	2.27
FHLB 1.15 10/26/2026-21		10/26/2021	5,000,000.00	91.99	4,599,289.85	0.49%	None	26
3130AP4H5	5,000,000.00	1.15	5,000,000.00	4.84	10,222.22	-400,710.15	S&P-AA+	2.29
FHLB 1.15 10/28/2026-22		10/28/2021	4,993,750.00	91.97	4,598,389.40	0.49%	Moodys-Aaa	28
3130APGP4	5,000,000.00	1.18	4,997,090.64	4.84	9,902.78	-398,701.24	S&P-AA+	2.3
FHLB 1.2 10/14/2026-22		10/14/2021	5,000,000.00	92.11	4,605,605.50	0.49%	Moodys-Aaa	14
3130APDR3	5,000,000.00	1.20	5,000,000.00	4.88	12,666.67	-394,394.50	S&P-AA+	2.26
FHLB 1.2 11/18/2025-22		11/18/2021	5,000,000.00	94.93	4,746,415.45	0.49%	Moodys-Aaa	49
3130APQG3	5,000,000.00	1.20	5,000,000.00	5.04	7,000.00	-253,584.55	S&P-AA+	1.37



**City of Glendale**  
**Portfolio Holdings by Asset Class**  
**City of Glendale**

Date: 6/30/2024

Description	Face Amount / Shares	Settlement Date	Cost Value	Market Price	Market Value	% Portfolio	Credit Rating	Days To Call/Maturity
CUSIP		YTM @ Cost	Book Value	YTM @ Market	Accrued Interest	Unre. Gain/Loss	Credit Rating	Duration To Maturity
FHLB 1.25 11/10/2026-22		11/10/2021	5,000,000.00	92.08	4,603,988.90	0.49%	Moodys-Aaa	41
3130APKQ7	5,000,000.00	1.25	5,000,000.00	4.84	8,680.56	-396,011.10	None	2.33
FHLB 1.35 4/29/2027-23		4/14/2023	2,725,947.75	91.27	2,738,079.30	0.27%	Moodys-Aaa	29
3130ALZE7	3,000,000.00	3.81	2,808,200.56	4.68	6,862.50	-70,121.26	S&P-AA+	2.78
FHLB 1.4 8/28/2024-23		2/28/2022	5,000,000.00	99.32	4,965,816.50	0.49%	Moodys-Aaa	59
3130AQTA1	5,000,000.00	1.40	5,000,000.00	5.66	23,333.33	-34,183.50	S&P-AA+	0.17
FHLB 1.5 1/14/2027-22		1/14/2022	5,000,000.00	92.49	4,624,503.15	0.49%	Moodys-Aaa	14
3130AQEW9	5,000,000.00	1.50	5,000,000.00	4.67	34,583.33	-375,496.85	S&P-AA+	2.48
FHLB 1.5 11/23/2026-22		11/23/2021	5,000,000.00	92.57	4,628,522.10	0.49%	Moodys-Aaa	54
3130APRJ6	5,000,000.00	1.50	5,000,000.00	4.82	7,708.33	-371,477.90	S&P-AA+	2.36
FHLB 1.5 11/24/2026-22		11/24/2021	10,000,000.00	92.60	9,259,570.40	0.98%	Moodys-Aaa	55
3130APQW8	10,000,000.00	1.50	10,000,000.00	4.80	15,000.00	-740,429.60	S&P-AA+	2.36
FHLB 1.5 12/2/2026-22		12/2/2021	5,000,000.00	92.53	4,626,487.10	0.49%	Moodys-Aaa	64
3130APW43	5,000,000.00	1.50	5,000,000.00	4.80	5,833.33	-373,512.90	S&P-AA+	2.38
FHLB 1.5 3/30/2026-22		12/30/2021	5,000,000.00	94.32	4,716,080.70	0.49%	Moodys-Aaa	92
3130AQBQ5	5,000,000.00	1.50	5,000,000.00	4.93	18,750.00	-283,919.30	S&P-AA+	1.73
FHLB 1.5 6/17/2026-22		12/17/2021	5,000,000.00	93.76	4,688,021.90	0.49%	Moodys-Aaa	79
3130AQ3G6	5,000,000.00	1.50	5,000,000.00	4.87	2,708.33	-311,978.10	S&P-AA+	1.94
FHLB 1.5 8/15/2024		3/9/2022	4,990,950.00	99.51	4,975,402.95	0.49%	Moodys-Aaa	46
3130AGWK7	5,000,000.00	1.58	4,999,532.25	5.43	28,125.00	-24,129.30	S&P-AA+	0.13
FHLB 1.55 12/17/2026-22		12/17/2021	5,000,000.00	92.52	4,626,010.40	0.49%	Moodys-Aaa	79
3130APXD2	5,000,000.00	1.55	5,000,000.00	4.81	2,798.61	-373,989.60	S&P-AA+	2.42
FHLB 1.55 12/22/2026-22		12/22/2021	5,000,000.00	92.48	4,624,030.15	0.49%	Moodys-Aaa	84
3130AQ5C3	5,000,000.00	1.55	5,000,000.00	4.81	1,722.22	-375,969.85	S&P-AA+	2.44



**City of Glendale**  
**Portfolio Holdings by Asset Class**  
**City of Glendale**

Date: 6/30/2024

Description	Face Amount / Shares	Settlement Date	Cost Value	Market Price	Market Value	% Portfolio	Credit Rating	Days To Call/Maturity
CUSIP		YTM @ Cost	Book Value	YTM @ Market	Accrued Interest	Unre. Gain/Loss	Credit Rating	Duration To Maturity
FHLB 1.6 1/19/2027-22		1/19/2022	5,000,000.00	92.69	4,634,482.65	0.49%	Moodys-Aaa	19
3130AQJ87	5,000,000.00	1.60	5,000,000.00	4.67	35,777.78	-365,517.35	S&P-AA+	2.49
FHLB 1.6 11/28/2025-23		2/28/2022	5,000,000.00	95.62	4,780,803.35	0.49%	Moodys-Aaa	516
3130AQU76	5,000,000.00	1.60	5,000,000.00	4.85	7,111.11	-219,196.65	S&P-AA+	1.4
FHLB 1.6 7/27/2026-22		1/27/2022	5,000,000.00	93.61	4,680,291.40	0.49%	Moodys-Aaa	27
3130AQM83	5,000,000.00	1.60	5,000,000.00	4.88	34,000.00	-319,708.60	S&P-AA+	2.03
FHLB 1.6 8/28/2025-23		2/28/2022	5,000,000.00	96.37	4,818,422.40	0.49%	Moodys-Aaa	424
3130AQT94	5,000,000.00	1.60	5,000,000.00	4.84	26,666.67	-181,577.60	S&P-AA+	1.15
FHLB 1.61 1/28/2027-22		1/28/2022	5,000,000.00	92.65	4,632,433.00	0.49%	Moodys-Aaa	28
3130AQHG1	5,000,000.00	1.61	5,000,000.00	4.67	33,988.89	-367,567.00	S&P-AA+	2.52
FHLB 1.625 12/30/2026-22		12/30/2021	5,000,000.00	92.59	4,629,747.85	0.49%	Moodys-Aaa	92
3130AQAB9	5,000,000.00	1.63	5,000,000.00	4.80	0.00	-370,252.15	S&P-AA+	2.46
FHLB 1.7 1/27/2027-23		1/27/2022	5,000,000.00	92.87	4,643,654.60	0.49%	S&P-AA+	27
3130AQM26	5,000,000.00	1.70	5,000,000.00	4.67	36,125.00	-356,345.40	None	2.51
FHLB 1.9 2/17/2027-22		2/17/2022	6,650,000.00	93.22	6,198,934.16	0.65%	Moodys-Aaa	48
3130AQPE7	6,650,000.00	1.90	6,650,000.00	4.67	46,679.31	-451,065.84	S&P-AA+	2.56
FHLB 2 2/25/2027-22		2/25/2022	5,000,000.00	93.41	4,670,265.65	0.49%	Moodys-Aaa	56
3130AQRH8	5,000,000.00	2.00	5,000,000.00	4.67	34,722.22	-329,734.35	S&P-AA+	2.58
FHLB 2 2/28/2025-23		2/28/2022	5,000,000.00	97.83	4,891,617.60	0.49%	Moodys-Aaa	62
3130AQZF3	5,000,000.00	2.00	5,000,000.00	5.35	33,333.33	-108,382.40	S&P-AA+	0.66
FHLB 2 3/10/2025-22		3/10/2022	5,000,000.00	97.74	4,886,937.00	0.49%	Moodys-Aaa	72
3130AR4D0	5,000,000.00	2.00	5,000,000.00	5.36	30,555.56	-113,063.00	S&P-AA+	0.69
FHLB 2 9/24/2024-22		3/24/2022	5,000,000.00	99.18	4,958,790.20	0.49%	Moodys-Aaa	86
3130ARBEO	5,000,000.00	2.00	5,000,000.00	5.55	26,666.67	-41,209.80	S&P-AA+	0.23



**City of Glendale**  
**Portfolio Holdings by Asset Class**  
**City of Glendale**

Date: 6/30/2024

Description	Face Amount / Shares	Settlement Date	Cost Value	Market Price	Market Value	% Portfolio	Credit Rating	Days To Call/Maturity
CUSIP		YTM @ Cost	Book Value	YTM @ Market	Accrued Interest	Unre. Gain/Loss	Credit Rating	Duration To Maturity
FHLB 2.35 3/29/2027-22		3/29/2022	5,000,000.00	93.94	4,696,791.05	0.49%	Moodys-Aaa	91
3130ARA68	5,000,000.00	2.35	5,000,000.00	4.73	29,701.39	-303,208.95	S&P-AA+	2.66
FHLB 3.125 12/12/2025		2/1/2022	6,740,486.96	97.51	6,216,340.66	0.64%	Moodys-Aaa	530
3130AEB74	6,375,000.00	1.59	6,512,381.62	4.92	9,960.94	-296,040.96	S&P-AA+	1.43
FHLB 3.25 9/10/2027		9/14/2022	4,953,150.00	95.95	4,797,331.05	0.49%	Moodys-Aaa	1167
3130AT7E1	5,000,000.00	3.46	4,969,992.34	4.63	53,715.28	-172,661.29	S&P-AA+	3.02
FHLB 3.375 6/13/2025		8/8/2022	3,017,340.00	98.29	2,948,712.81	0.29%	Moodys-Aaa	348
3130ASG86	3,000,000.00	3.16	3,005,802.23	5.24	4,781.25	-57,089.42	S&P-AA+	0.94
FHLB 3.42 5/10/2028		5/10/2023	5,000,000.00	96.42	4,820,949.45	0.49%	Moodys-Aaa	1410
3130AVWW8	5,000,000.00	3.42	5,000,000.00	4.44	23,750.00	-179,050.55	S&P-AA+	3.63
FHLB 3.43 4/12/2028		5/9/2023	5,000,000.00	96.52	4,826,071.20	0.49%	Moodys-Aaa	1382
3130AVWV0	5,000,000.00	3.43	5,000,000.00	4.44	37,158.33	-173,928.80	S&P-AA+	3.55
FHLB 3.5 6/11/2027		8/5/2022	3,052,141.54	96.93	2,888,459.88	0.3%	Moodys-Aaa	1076
3130ASGU7	2,980,000.00	2.96	3,023,830.77	4.63	5,504.72	-135,370.89	S&P-AA+	2.82
FHLB 3.89 1/18/2029		1/18/2024	5,000,000.00	97.81	4,890,590.30	0.49%	Moodys-Aaa	1663
3130AYK21	5,000,000.00	3.89	5,000,000.00	4.43	87,525.00	-109,409.70	S&P-AA+	4.14
FHLB 4 2/15/2028		12/26/2023	5,000,000.00	98.48	4,924,153.55	0.49%	Moodys-Aaa	1325
3130AYB70	5,000,000.00	4.00	5,000,000.00	4.46	75,000.00	-75,846.45	S&P-AA+	3.36
FHLB 4 6/9/2028		6/22/2023	5,005,000.00	98.71	4,935,605.15	0.49%	Moodys-Aaa	1440
3130AWC24	5,000,000.00	3.98	5,003,969.13	4.36	11,666.67	-68,363.98	S&P-AA+	3.68
FHLB 4.02 3/24/2028		1/24/2024	5,000,000.00	98.41	4,920,408.55	0.49%	Moodys-Aaa	1363
3130AYNF9	5,000,000.00	4.02	5,000,000.00	4.49	53,600.00	-79,591.45	S&P-AA+	3.47
FHLB 4.25 12/10/2027		12/12/2022	5,083,300.00	99.13	4,956,474.15	0.49%	Moodys-Aaa	1258
3130ATUS4	5,000,000.00	3.88	5,057,451.43	4.53	11,805.56	-100,977.28	S&P-AA+	3.23



**City of Glendale**  
**Portfolio Holdings by Asset Class**  
**City of Glendale**

Date: 6/30/2024

Description	Face Amount / Shares	Settlement Date	Cost Value	Market Price	Market Value	% Portfolio	Credit Rating	Days To Call/Maturity
CUSIP		YTM @ Cost	Book Value	YTM @ Market	Accrued Interest	Unre. Gain/Loss	Credit Rating	Duration To Maturity
FHLB 4.25 12/10/2027		12/23/2022	5,095,950.00	99.13	4,956,474.15	0.5%	Moodys-Aaa	1258
3130ATUS4	5,000,000.00	3.82	5,066,577.55	4.53	11,805.56	-110,103.40	S&P-AA+	3.23
FHLB 4.27 12/18/2028		12/18/2023	5,000,000.00	99.53	4,976,602.10	0.49%	Moodys-Aaa	1632
3130AY4E3	5,000,000.00	4.27	5,000,000.00	4.39	7,116.67	-23,397.90	S&P-AA+	4.11
FHLB 4.32 7/17/2028		9/6/2023	10,000,000.00	99.75	9,975,404.50	0.98%	S&P-AA+	1478
3130AX3V8	10,000,000.00	4.32	10,000,000.00	4.39	195,600.00	-24,595.50	NR	3.68
FHLB 4.375 9/13/2024		9/28/2022	4,991,650.00	99.77	4,988,483.75	0.49%	Moodys-Aaa	75
3133XVDG3	5,000,000.00	4.46	4,999,125.35	5.45	65,017.36	-10,641.60	S&P-AA+	0.2
FHLB 4.375 9/8/2028		9/11/2023	4,985,130.51	99.71	4,985,576.25	0.49%	Moodys-Aaa	1531
3130AWTR1	5,000,000.00	4.44	4,987,519.08	4.45	68,055.56	-1,942.83	S&P-AA+	3.82
FHLB 4.5 10/3/2024		11/3/2022	4,986,900.00	99.75	4,987,423.30	0.49%	Moodys-Aaa	95
3130ATT31	5,000,000.00	4.65	4,998,222.14	5.43	54,375.00	-10,798.84	S&P-AA+	0.26
FHLB 4.5 3/10/2028		3/10/2023	5,027,800.00	99.91	4,995,708.70	0.49%	Moodys-Aaa	1349
3130ATS57	5,000,000.00	4.38	5,020,526.66	4.52	68,750.00	-24,817.96	S&P-AA+	3.4
FHLB 4.5 3/10/2028		3/22/2023	5,173,000.00	99.91	4,995,708.70	0.5%	Moodys-Aaa	1349
3130ATS57	5,000,000.00	3.73	5,128,582.37	4.52	68,750.00	-132,873.67	S&P-AA+	3.4
FHLB 4.5 3/9/2029		4/10/2024	5,010,300.00	100.48	5,023,900.65	0.49%	Moodys-Aaa	1713
3130AVBD3	5,000,000.00	4.45	5,009,834.95	4.39	69,375.00	14,065.70	S&P-AA+	4.23
FHLB 4.55 11/15/2028		11/15/2023	5,000,000.00	100.67	5,033,265.50	0.49%	S&P-AA+	1599
3130AXRK6	5,000,000.00	4.55	5,000,000.00	4.38	28,437.50	33,265.50	Moodys-Aaa	4
FHLB 4.56 7/12/2024		1/30/2023	5,000,000.00	99.97	4,998,384.00	0.49%	Moodys-Aaa	12
3130AUPR9	5,000,000.00	4.56	5,000,000.00	5.42	106,400.00	-1,616.00	S&P-AA+	0.03
FHLB 4.625 3/14/2025		3/1/2023	4,971,900.00	99.58	4,978,853.85	0.49%	Moodys-Aaa	257
3130AUZC1	5,000,000.00	4.92	4,990,293.41	5.23	68,090.28	-11,439.56	S&P-AA+	0.69



**City of Glendale**  
**Portfolio Holdings by Asset Class**  
**City of Glendale**

Date: 6/30/2024

Description	Face Amount / Shares	Settlement Date	Cost Value	Market Price	Market Value	% Portfolio	Credit Rating	Days To Call/Maturity
CUSIP		YTM @ Cost	Book Value	YTM @ Market	Accrued Interest	Unre. Gain/Loss	Credit Rating	Duration To Maturity
FHLB 4.625 6/8/2029		6/10/2024	5,061,100.00	101.07	5,053,741.60	0.49%	Moodys-Aaa	1804
3130B1BC0	5,000,000.00	4.35	5,060,430.04	4.38	36,614.58	-6,688.44	S&P-AA+	4.45
FHLB 4.72 10/11/2028		10/11/2023	5,000,000.00	101.31	5,065,556.00	0.49%	Moodys-Aaa	1564
3130AXG44	5,000,000.00	4.72	5,000,000.00	4.38	51,788.89	65,556.00	S&P-AA+	3.89
FHLB 4.75 12/8/2028		12/8/2023	5,100,250.00	101.44	5,071,816.00	0.5%	Moodys-Aaa	1622
3130AXQK7	5,000,000.00	4.30	5,089,001.37	4.39	14,513.89	-17,185.37	S&P-AA+	4.05
FHLB 4.8 10/23/2028		10/23/2023	5,000,000.00	100.00	5,000,000.00	0.49%	Moodys-Aaa	1576
3130AXKP2	5,000,000.00	4.80	5,000,000.00	4.80	44,666.67	0.00	S&P-AA+	3.91
FHLB 4.875 9/12/2025		10/19/2023	2,980,710.00	100.04	3,001,221.90	0.29%	Moodys-Aaa	439
3130AWS92	3,000,000.00	5.23	2,987,797.82	4.83	43,875.00	13,424.08	S&P-AA+	1.16
FHLB 5.125 3/14/2025		2/8/2024	3,012,204.00	99.87	2,996,219.13	0.29%	Moodys-Aaa	257
3130AWT59	3,000,000.00	4.73	3,007,841.07	5.30	45,270.83	-11,621.94	S&P-AA+	0.69
FHLB 5.375 9/9/2024		6/14/2023	5,015,250.00	99.96	4,997,900.00	0.49%	Moodys-Aaa	71
3130AVD41	5,000,000.00	5.11	5,002,390.18	5.51	82,864.58	-4,490.18	S&P-AA+	0.19
FNMA 2.125 4/24/2026		2/15/2022	5,051,100.00	95.43	4,771,432.55	0.49%	Moodys-Aaa	663
3135G0K36	5,000,000.00	1.87	5,022,157.82	4.78	19,479.17	-250,725.27	S&P-AA+	1.78
FNMA 2.125 4/24/2026		3/9/2022	5,089,075.86	95.43	4,771,432.55	0.49%	Moodys-Aaa	663
3135G0K36	5,000,000.00	1.68	5,039,188.65	4.78	19,479.17	-267,756.10	S&P-AA+	1.78
FNMA 4.75 5/15/2029-25		5/15/2024	4,945,000.00	99.53	4,976,347.40	0.48%	Moodys-Aaa	319
3135GASE2	5,000,000.00	5.00	4,946,385.54	4.86	29,687.50	29,961.86	S&P-AA+	4.38
			<b>449,761,186.62</b>		<b>429,368,000.40</b>	<b>44.02%</b>		<b>483</b>
<b>Sub Total 09 - Federal Agencies 100%</b>	<b>449,305,000.00</b>	<b>2.37</b>	<b>449,554,985.02</b>	<b>4.82</b>	<b>2,641,259.17</b>	<b>-20,186,984.62</b>		<b>2.31</b>
<b>10 - Municipal - Other States 10%</b>								
Alabama Federal Aid 1.268 9/1/2026		2/2/2022	2,935,290.00	92.49	2,774,610.00	0.29%	Moodys-Aa2	793
010268CN8	3,000,000.00	1.76	2,969,309.19	4.96	12,574.33	-194,699.19	S&P-AAA	2.14





**City of Glendale**  
**Portfolio Holdings by Asset Class**  
**City of Glendale**

Date: 6/30/2024

Description	Face Amount / Shares	Settlement Date	Cost Value	Market Price	Market Value	% Portfolio	Credit Rating	Days To Call/Maturity
CUSIP		YTM @ Cost	Book Value	YTM @ Market	Accrued Interest	Unre. Gain/Loss	Credit Rating	Duration To Maturity
Arizona State Transp Brd Hwy Revenue 2.224 7/1/202		6/12/2023	2,064,067.20	92.90	2,076,315.00	0.21%	Moodys-Aa1	1096
040654XX8	2,235,000.00	4.30	2,108,417.33	4.79	24,715.13	-32,102.33	S&P-AA+	2.88
Arkansas ST GO Bonds 5 7/1/2028		7/3/2023	2,256,627.00	101.51	2,212,809.00	0.22%	Moodys-Aa1	1462
041042V58	2,180,000.00	4.21	2,241,385.57	4.58	54,197.22	-28,576.57	S&P-AA	3.59
Colorado St Housing Auth Revenue Bond 1.218 4/1/20		8/10/2022	1,393,163.10	97.04	1,426,414.50	0.14%	Moodys-Aaa	275
196480KQ9	1,470,000.00	3.30	1,448,103.47	5.29	4,426.42	-21,688.97	S&P-AAA	0.75
Colorado St Housing Auth Revenue Bond 1.318 10/1/2		8/10/2022	1,400,406.30	95.30	1,420,029.60	0.14%	Moodys-Aaa	458
196480KR7	1,490,000.00	3.35	1,454,256.17	5.24	4,855.00	-34,226.57	S&P-AAA	1.24
Massachusetts Cmnrwealth Revenue Bond 3.68 7/15/202		10/17/2022	4,811,800.00	96.79	4,839,350.00	0.48%	Moodys-Aa1	1110
576004HD0	5,000,000.00	4.57	4,879,386.84	4.83	84,333.33	-40,036.84	Fitch-AAA	2.85
Massachusetts Cmnrwealth Revenue Bond 3.68 7/15/202		1/25/2023	4,920,950.00	96.79	4,839,350.00	0.48%	Moodys-Aa1	1110
576004HD0	5,000,000.00	4.07	4,946,234.38	4.83	84,333.33	-106,884.38	Fitch-AAA	2.85
New York City Trans Fin Auth Revenue Bonds 3.35 2/		5/3/2023	2,908,500.00	94.97	2,849,190.00	0.29%	Moodys-Aa1	7
64971XS25	3,000,000.00	4.06	2,930,860.81	4.90	41,595.83	-81,670.81	S&P-AAA	3.36
New York State Dormitory 1.538 3/15/2027		3/16/2022	4,766,250.00	91.59	4,579,250.00	0.48%	S&P-AA+	988
64990FD68	5,000,000.00	2.54	4,873,454.79	4.89	22,429.17	-294,204.79	Fitch-AA+	2.65
New York State Dormitory 2.558 2/15/2027		4/20/2022	2,391,050.00	94.27	2,323,780.15	0.24%	Moodys-Aa1	960
64990FS88	2,465,000.00	3.24	2,424,709.42	4.91	23,645.51	-100,929.27	Fitch-AA+	2.53
New York State Urban Dev (64985TBA8) 2.25 3/15/202		1/12/2022	5,138,850.00	95.50	4,775,135.40	0.49%	Moodys-Aa2	623
64985TDP3-Q1	5,000,000.00	1.56	5,056,798.13	5.03	32,812.50	-281,662.73	Fitch-AA+	1.67
New York State Urban Dev 3.35 3/15/2026		11/1/2022	1,895,000.00	97.02	1,838,491.10	0.19%	Moodys-Aa1	623
650036EN2	1,895,000.00	3.35	1,895,000.00	5.19	18,515.73	-56,508.90	Fitch-AA+	1.66



**City of Glendale**  
**Portfolio Holdings by Asset Class**  
**City of Glendale**

Date: 6/30/2024

Description	Face Amount / Shares	Settlement Date	Cost Value	Market Price	Market Value	% Portfolio	Credit Rating	Days To Call/Maturity
CUSIP		YTM @ Cost	Book Value	YTM @ Market	Accrued Interest	Unre. Gain/Loss	Credit Rating	Duration To Maturity
New York State Urban Dev 3.35 3/15/2026		11/1/2022	1,405,000.00	97.26	1,366,432.75	0.14%	Moodys-Aa1	623
650036EP7	1,405,000.00	3.35	1,405,000.00	5.04	13,728.02	-38,567.25	Fitch-AA+	1.66
NYC Transitional 2.02 2/1/2027		2/7/2022	5,009,400.00	92.78	4,638,800.00	0.49%	Moodys-Aa1	946
64971XH27	5,000,000.00	1.98	5,004,885.93	5.03	41,802.78	-366,085.93	S&P-AAA	2.51
Oregon St Dept of Adm Svcs Lottery Revenue 4.142 4		5/9/2023	3,760,000.00	99.10	3,725,972.00	0.37%	Moodys-Aa2	275
68607V4J1	3,760,000.00	4.14	3,760,000.00	5.38	38,502.19	-34,028.00	S&P-AAA	0.74
Oregon State Dept of Admin Svcs Lottery Revenue 3.		5/9/2023	1,000,000.00	97.60	975,990.00	0.1%	Moodys-Aa2	1005
68607V4L6	1,000,000.00	4.00	1,000,000.00	4.94	9,879.00	-24,010.00	S&P-AAA	2.61
Oregon State Dept of Admin Svcs Lottery Revenue 4.		5/9/2023	1,750,000.00	97.41	1,704,587.50	0.17%	Moodys-Aa2	1371
68607V4M4	1,750,000.00	4.05	1,750,000.00	4.81	17,504.57	-45,412.50	S&P-AAA	3.48
Oregon State Dept of Admin Svcs Lottery Revenue 4.		5/9/2023	2,775,000.00	98.16	2,723,856.75	0.27%	Moodys-Aa2	640
68607V4K8	2,775,000.00	4.04	2,775,000.00	5.15	27,702.36	-51,143.25	S&P-AAA	1.69
State of Hawaii General Obligation 1.145 8/1/2028		8/14/2023	1,203,860.00	86.99	1,217,874.00	0.12%	Moodys-Aa2	12
419792YT7	1,400,000.00	4.31	1,238,568.35	4.68	6,634.64	-20,694.35	S&P-AA+	3.97
State of Hawaii GO Bond 0.893 8/1/2026		4/7/2022	1,751,832.90	92.05	1,758,059.50	0.18%	Moodys-Aa2	762
419792YR1	1,910,000.00	2.95	1,833,574.30	4.95	7,059.41	-75,514.80	S&P-AA+	2.06
State of Hawaii GO Bond 1.283 10/1/2026		4/7/2022	1,627,622.50	92.32	1,615,652.50	0.17%	Moodys-Aa2	823
419792A97	1,750,000.00	2.96	1,688,512.40	4.92	5,550.76	-72,859.90	S&P-AA+	2.22
State of Maryland GO Bond 2.8 8/1/2027-12		9/28/2022	4,675,000.00	94.10	4,704,950.00	0.47%	Moodys-Aaa	1127
574193GK8	5,000,000.00	4.30	4,792,830.88	4.88	57,944.44	-87,880.88	S&P-AAA	2.94
State of Maryland GO Bond 3.15 6/1/2026		6/22/2022	5,852,301.00	96.89	5,765,014.50	0.58%	Moodys-Aaa	701
574193VR6	5,950,000.00	3.60	5,902,439.58	4.86	15,098.12	-137,425.08	S&P-AAA	1.87



**City of Glendale**  
**Portfolio Holdings by Asset Class**  
**City of Glendale**

Date: 6/30/2024

Description	Face Amount / Shares	Settlement Date	Cost Value	Market Price	Market Value	% Portfolio	Credit Rating	Days To Call/Maturity
CUSIP		YTM @ Cost	Book Value	YTM @ Market	Accrued Interest	Unre. Gain/Loss	Credit Rating	Duration To Maturity
State of Oregon GO Bonds 4.912 5/1/2029-24		5/14/2024	2,000,000.00	101.35	2,027,020.00	0.2%	Moodys-Aa1	14
68609UJS5	2,000,000.00	4.91	2,000,000.00	4.60	12,552.89	27,020.00	Fitch-AA+	4.34
Texas A&M University 2.933 5/15/2026		2/2/2022	1,576,110.00	96.29	1,444,365.00	0.15%	Moodys-Aaa	684
88213ABX2	1,500,000.00	1.70	1,533,307.26	5.03	5,499.38	-88,942.26	S&P-AAA	1.83
Texas A&M University 3.086 5/15/2029-27		5/20/2024	4,680,500.00	93.14	4,656,850.00	0.46%	Moodys-Aaa	1049
88213AKG9	5,000,000.00	4.53	4,687,693.58	4.68	19,287.50	-30,843.58	S&P-AAA	4.53
Utah State Transit Authority 1.72 12/15/2027-21		1/5/2023	2,541,685.00	90.62	2,614,242.75	0.26%	Moodys-Aa2	1263
917567GB9	2,885,000.00	4.43	2,644,774.60	4.69	2,067.58	-30,531.85	S&P-AA	3.36
Virginia State College Revenue Bond 0.61 9/1/2025		2/9/2021	5,017,500.00	94.69	4,734,500.00	0.49%	Moodys-Aa1	428
92778WKR6	5,000,000.00	0.53	5,004,498.50	5.35	10,081.94	-269,998.50	S&P-AA+	1.16
			<b>83,507,765.00</b>		<b>81,628,892.00</b>	<b>8.27%</b>		<b>796</b>
<b>Sub Total 10 - Municipal - Other States 10%</b>	<b>85,820,000.00</b>	<b>3.33</b>	<b>84,249,001.48</b>	<b>4.95</b>	<b>699,329.08</b>	<b>-2,620,109.48</b>		<b>2.47</b>
<b>11- Municipal - State and Local 15%</b>								
Bay Area Toll Authority Revenue Bond 1.433 4/1/202		5/12/2022	2,082,342.50	91.30	2,113,595.00	0.21%	Moodys-Aa3	1005
072024XD9	2,315,000.00	3.70	2,184,007.96	4.85	8,201.34	-70,412.96	S&P-AA	2.7
CA ST Health Fac Fin Authority 2.211 6/1/2025		4/4/2022	2,947,860.00	97.19	2,915,700.00	0.29%	Moodys-Aa3	336
13032UVC9	3,000,000.00	2.79	2,984,818.86	5.38	5,343.25	-69,118.86	S&P-AA-	0.91
CA ST Health Fac Fin Authority 2.991 6/1/2025		4/7/2022	2,000,000.00	97.88	1,957,560.00	0.2%	Moodys-Aa3	336
13032UC22	2,000,000.00	2.99	2,000,000.00	5.38	4,818.83	-42,440.00	S&P-AA-	0.91
CA ST Health Fac Fin Authority 3.044 6/1/2026		4/7/2022	1,500,000.00	96.27	1,444,050.00	0.15%	Moodys-Aa3	701
13032UC30	1,500,000.00	3.04	1,500,000.00	5.11	3,678.17	-55,950.00	S&P-AA-	1.87
CA ST University Revenue Bond 1.361 11/1/2027-22		11/23/2022	1,641,252.75	89.47	1,704,365.40	0.17%	Moodys-Aa2	1219
13077DQF2	1,905,000.00	4.52	1,726,780.54	4.82	4,249.16	-22,415.14	S&P-AA-	3.26



## City of Glendale Portfolio Holdings by Asset Class City of Glendale

Date: 6/30/2024

Description	Face Amount / Shares	Settlement Date	Cost Value	Market Price	Market Value	% Portfolio	Credit Rating	Days To Call/Maturity
CUSIP		YTM @ Cost	Book Value	YTM @ Market	Accrued Interest	Unre. Gain/Loss	Credit Rating	Duration To Maturity
CA State Health Facs Fin Revenue Bonds 0.952 6/1/2		11/4/2020	1,750,000.00	96.08	1,681,400.00	0.17%	Moody's-Aa3	336
13032UXM5	1,750,000.00	0.95	1,750,000.00	5.38	1,342.06	-68,600.00	S&P-AA-	0.92
California St University Revenue Bond 1.521 11/1/2		1/10/2024	1,768,000.00	87.52	1,750,360.00	0.18%	Moody's-Aa2	29
13077DQGO	2,000,000.00	4.21	1,790,711.44	4.74	4,985.50	-40,351.44	S&P-AA-	4.19
California State University Revenue Bonds 0.685 11		9/17/2020	1,000,000.00	98.39	983,920.00	0.1%	Moody's-Aa2	124
13077DMK5	1,000,000.00	0.69	1,000,000.00	5.55	1,122.64	-16,080.00	S&P-AA-	0.34
City of Beverly Hills Revenue Bonds 0.83 6/1/2025		10/15/2020	675,000.00	95.80	646,656.75	0.07%	S&P-AA+	336
088006JZ5	675,000.00	0.83	675,000.00	5.58	451.31	-28,343.25	None	0.92
City of San Jose GO Bonds 2.45 9/1/2025		6/15/2022	4,270,379.40	96.94	4,274,833.50	0.43%	Moody's-Aa1	428
798135E88	4,410,000.00	3.50	4,359,099.13	5.18	35,714.87	-84,265.63	S&P-AA+	1.15
LA Comm Coll Dist GO Bonds 1.174 8/1/2026		4/27/2022	4,616,400.00	92.57	4,628,650.00	0.47%	Moody's-Aaa	762
54438CYL0	5,000,000.00	3.11	4,812,265.12	4.97	24,295.28	-183,615.12	S&P-AA+	2.06
LADWP Revenue Bond 5.516 7/1/2027-10		7/7/2023	7,469,748.00	101.63	7,373,329.05	0.73%	Moody's-Aa2	1096
544495VX9	7,255,000.00	4.69	7,416,762.07	4.93	198,981.27	-43,433.02	S&P-AA-	2.74
Los Angeles CCD 1.606 8/1/2028-20		9/11/2023	3,426,462.00	89.93	3,507,348.00	0.34%	Moody's-Aaa	1493
54438CYM8	3,900,000.00	4.39	3,504,147.69	4.32	25,923.52	3,200.31	S&P-AA+	3.93
Roseville Financial Authority 0.887 2/1/2025		9/29/2020	1,506,765.00	97.50	1,462,515.00	0.15%	Fitch-AA	216
77781RCQ4	1,500,000.00	0.78	1,500,921.34	5.27	5,506.79	-38,406.34	S&P-AA	0.58
San Jose Evergreen GO Bond 5.07 9/1/2028		9/29/2023	1,510,770.00	101.98	1,529,640.00	0.15%	Moody's-Aa1	1524
798189TN6	1,500,000.00	4.90	1,509,123.67	4.54	25,138.75	20,516.33	S&P-AA+	3.75
Santa Monica Malibu USD 0.849 8/1/2026		3/18/2022	1,217,196.40	92.22	1,194,197.20	0.12%	Moody's-Aa1	762
802498ZA6	1,295,000.00	2.30	1,257,876.43	4.82	4,550.52	-63,679.23	S&P-AA+	2.06
Solano County GO Bonds 1.479 8/1/2028		1/19/2024	1,598,202.00	88.35	1,590,336.00	0.16%	Moody's-Aa2	1493
83412PHS4	1,800,000.00	4.22	1,618,064.97	4.64	11,018.55	-27,728.97	S&P-AA	3.94



**City of Glendale**  
**Portfolio Holdings by Asset Class**  
**City of Glendale**

Date: 6/30/2024

Description	Face Amount / Shares	Settlement Date	Cost Value	Market Price	Market Value	% Portfolio	Credit Rating	Days To Call/Maturity
CUSIP		YTM @ Cost	Book Value	YTM @ Market	Accrued Interest	Unre. Gain/Loss	Credit Rating	Duration To Maturity
State of CA GO Bond 3.375 4/1/2025		11/3/2022	3,103,744.00	98.57	3,154,144.00	0.31%	Moodys-Aa2	275
13063DGB8	3,200,000.00	4.71	3,169,920.00	5.34	26,700.00	-15,776.00	S&P-AA-	0.74
State of CA GO Bond 5.25 10/1/2027		11/17/2022	5,092,050.00	101.04	5,051,950.00	0.49%	Moodys-Aa2	1188
13063D2U1	5,000,000.00	4.82	5,061,470.15	4.90	64,895.83	-9,520.15	S&P-AA-	3
State of California GO Bond 3.05 4/1/2029		4/22/2024	4,617,500.00	92.89	4,644,700.00	0.45%	Moodys-Aa2	1736
13063DMB1	5,000,000.00	4.81	4,632,121.88	4.74	37,701.39	12,578.12	S&P-AA-	4.41
State of California GO Bond 5 10/1/2028		10/2/2023	4,995,600.00	100.71	5,035,450.00	0.49%	Moodys-Aa2	1554
13063D2V9	5,000,000.00	5.02	4,996,255.42	4.81	61,805.56	39,194.58	S&P-AA-	3.84
University of CA Revenue Bonds 0.883 5/15/2025		2/4/2021	5,526,990.80	96.33	5,221,086.00	0.53%	Moodys-Aa2	319
91412HGE7	5,420,000.00	0.42	5,441,864.23	5.23	5,982.32	-220,778.23	S&P-AA	0.87
University of CA Revenue Bonds 1.316 5/15/2027		5/16/2022	4,496,850.00	90.81	4,540,600.00	0.46%	Moodys-Aa2	1049
91412HGF4	5,000,000.00	3.53	4,710,792.14	4.77	8,225.00	-170,192.14	S&P-AA	2.82
University of CA Revenue Bonds 1.316 5/15/2027		8/5/2022	2,202,200.00	90.81	2,197,650.40	0.22%	Moodys-Aa2	1049
91412HGF4	2,420,000.00	3.37	2,288,995.30	4.77	3,980.90	-91,344.90	S&P-AA	2.82
University of CA Revenue Bonds 3.063 7/1/2025		4/8/2022	2,644,672.80	97.91	2,584,744.80	0.26%	Moodys-Aa2	366
91412GU94	2,640,000.00	3.00	2,641,449.36	5.23	40,206.98	-56,704.56	S&P-AA	0.98
University of CA Revenue Bonds 3.063 7/1/2025		5/5/2022	3,146,064.40	97.91	3,093,861.20	0.31%	Moodys-Aa2	366
91412GU94	3,160,000.00	3.21	3,155,576.38	5.23	48,126.54	-61,715.18	S&P-AA	0.98
University of CA Revenues 1.372 5/15/2028-23		6/7/2023	1,957,230.00	88.32	1,987,177.50	0.2%	Moodys-Aa2	1415
91412HJP9	2,250,000.00	4.33	2,020,360.56	4.70	3,858.75	-33,183.06	S&P-AA	3.77
University of California Revenue Bonds 1.266 5/15/		8/21/2023	3,402,525.00	93.36	3,501,150.00	0.34%	Moodys-Aa2	16
91412HFN8	3,750,000.00	4.93	3,511,850.80	5.02	5,934.38	-10,700.80	S&P-AA	1.86



**City of Glendale**  
**Portfolio Holdings by Asset Class**  
 City of Glendale

Date: 6/30/2024

Description	Face Amount / Shares	Settlement Date	Cost Value	Market Price	Market Value	% Portfolio	Credit Rating	Days To Call/Maturity
CUSIP		YTM @ Cost	Book Value	YTM @ Market	Accrued Interest	Unre. Gain/Loss	Credit Rating	Duration To Maturity
			82,165,805.05		81,770,969.80	8.15%		838
<b>Sub Total 11- Municipal - State and Local 15%</b>	85,645,000.00	3.62	83,220,235.44	4.98	672,739.46	-1,449,265.64		2.34
			1,018,230,312.55		990,728,742.18	100.00%		556
<b>TOTAL PORTFOLIO</b>	1,030,616,917.35	3.11	1,022,722,249.77	4.94	5,483,673.32	-31,993,507.59		1.98



**CITY OF GLENDALE**  
**SUCCESSOR AGENCY 2012 - GRA**

Investment Report  
Portfolio Summary  
June 2024

Asset Category	Face Amount/Shares	Market Value	Book Value	% of Portfolio	YTM @ Cost	Days To Maturity
Local Agency Investment Funds	5,807,905.98	5,807,905.98	5,807,905.98	22.32	4.55	1
Money Market Mutual Funds	20,209,576.35	20,209,576.35	20,209,576.35	77.68	5.21	1
<b>Total / Average</b>	<b>26,017,482.33</b>	<b>26,017,482.33</b>	<b>26,017,482.33</b>	<b>100.00</b>	<b>5.06</b>	<b>1</b>

*Rafi Manoukian*  
\_\_\_\_\_  
City Treasurer Rafi Manoukian, CPA, MBA

10/15/24  
Date



**CITY OF GLENDALE**  
**GRA BOND 2011**  
Investment Report  
Portfolio Summary  
June 2024

Asset Category	Face Amount/Shares	Market Value	Book Value	% of Portfolio	YTM @ Cost	Days To Maturity
Money Market Mutual Funds	11,225,828.65	11,225,828.65	11,225,828.65	100.00	5.20	1
<b>Total / Average</b>	<b>11,225,828.65</b>	<b>11,225,828.65</b>	<b>11,225,828.65</b>	<b>100.00</b>	<b>5.20</b>	<b>1</b>

*Rafi Manoukian*  
\_\_\_\_\_  
City Treasurer Rafi Manoukian, CPA, MBA

10/15/24  
\_\_\_\_\_  
Date





**CITY OF GLENDALE  
ELECTRIC REVENUE BONDS 2024**

Investment Report  
Portfolio Summary  
June 2024



Asset Category	Face Amount/Shares	Market Value	Book Value	% of Portfolio	YTM @ Cost	Days To Maturity
CAMP GWP Elec Bond Series 1 2024	78,923,483.13	78,923,483.13	78,923,483.13	100.00	5.43	1
<b>Total / Average</b>	<b>78,923,483.13</b>	<b>78,923,483.13</b>	<b>78,923,483.13</b>	<b>100.00</b>	<b>5.43</b>	<b>1</b>



*Rafi Manoukian*  
\_\_\_\_\_  
City Treasurer Rafi Manoukian, CPA, MBA

10/15/24  
\_\_\_\_\_  
Date

# City Treasurer's Annual Report

As of June 30, 2024

Rafi Manoukian CPA, MBA  
City Treasurer



# City Treasurer's Office



- Functions:
  - ❖ Investments
  - ❖ Banking Relationship
  - ❖ Trustee Responsibilities
  
- The City Treasurer's Office acts as the banker for the City and handles the City's banking relationship which consists of contract administration, daily treasury management, and reconciliation of all bank accounts.
  
- The City Treasurer's Office acts as the Trustee of various City Street Improvement Bonds. Currently, all Street Improvement Bonds are retired.

# Investment Philosophy & Objectives



General Investment policies will be guided by the “Prudent Investor” rule, which states that those with investment responsibility “shall exercise the judgment and care under the circumstances then prevailing that persons of prudence, discretion, and intelligence exercise in the management of their own affairs, not in regard to speculation but in regard to the permanent disposition of their funds.”

## Investment Objectives

- 1 – Preservation of Principal
- 2 – Ensuring Liquidity
- 3 – Yield

## Risk Tolerance

Volatility of the Principal is not Permitted.

## Rate of Return

Should at least meet the annual total return on Three-Month Treasury Bills.



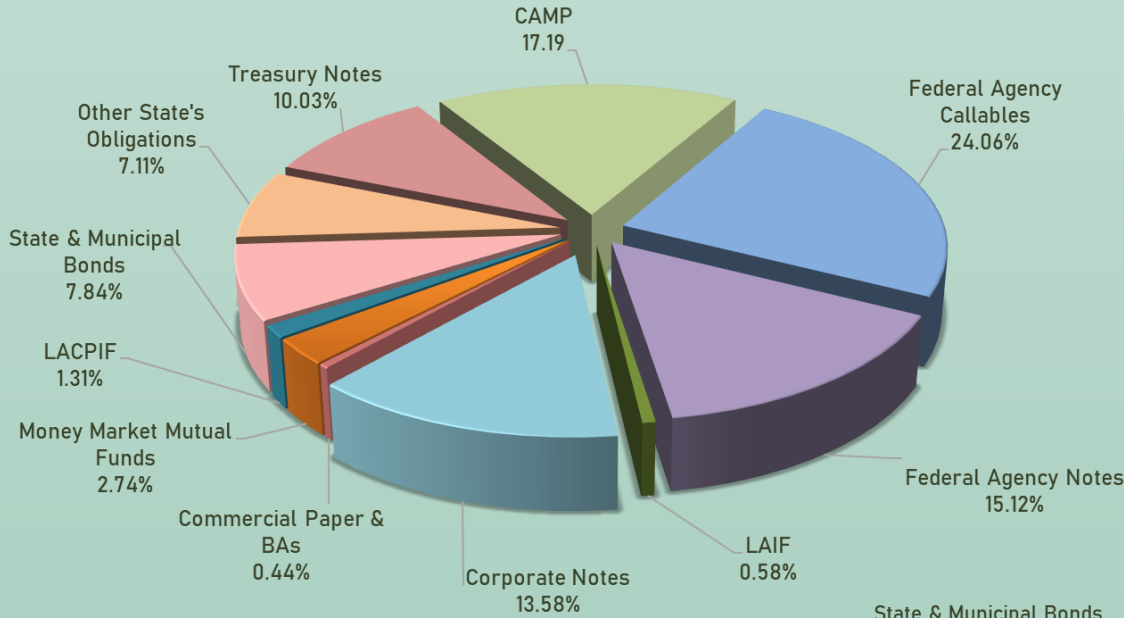
**EXHIBIT A**  
**City, Successor Agency, GRA & Electric Revenue Bonds**  
**Portfolio Holdings**  
(balances in 000's)

	6/30/2023	6/30/2024
<b>CITY FUNDS</b>		
City	1,020,405	\$1,030,617
<b>SUCCESSOR AGENCY FUNDS</b>		
Successor Agency	\$25,351	\$26,017
<b>REDEVELOPMENT AGENCY BONDS</b>		
GRA Tax Allocation Bond 2011	\$10,661	\$11,226
<b>GLENDALE WATER AND POWER ELECTRIC BONDS</b>		
GWP Electric Bond 2024 Series 1	-	\$78,923
<b>PORTFOLIO TOTAL</b>	<b>\$1,056,417</b>	<b>\$1,146,783</b>

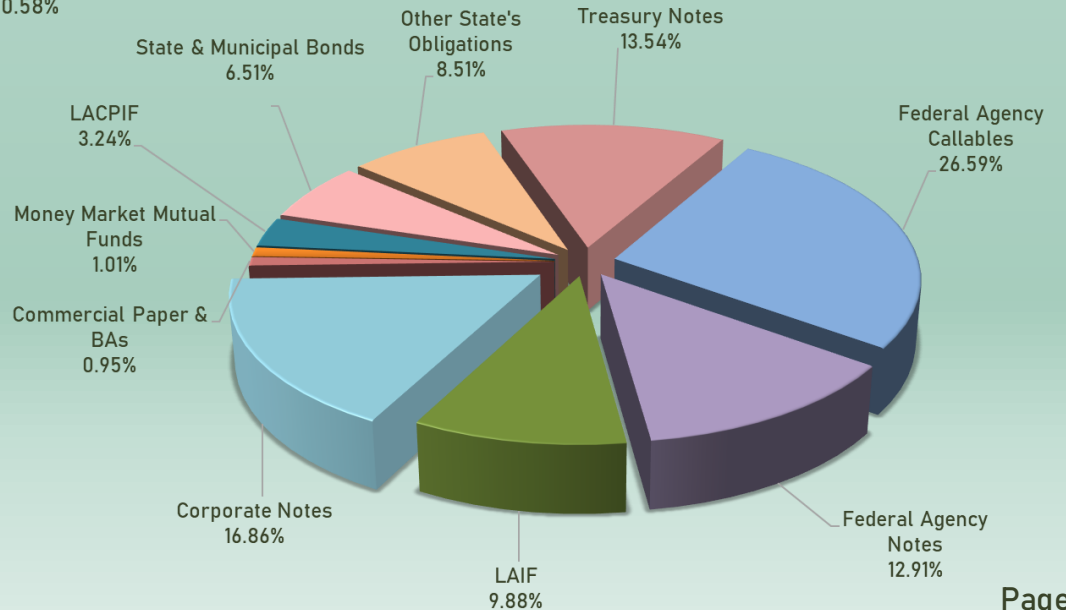
# EXHIBIT C Asset Allocations (balances in 000's)



June 2024 \$1146.8



June 2023 \$1056.4





# EXHIBIT H

## Yield Comparisons of Surrounding Cities

(June 2024)

